


● **Starcraft 1972. A perfectionist's guide to boating.**



Starcraft makes 51 boats. Each one perfect in its own way.




Starcraft 5052 Aluminum. We think it's the perfect marine metal.




18' Nova I.O. (and O.B.), page 4.



21' Chieftain I.O. (and O.B.), pages 6 & 7.




18' Starchief O.B. (and I.O.), page 9.




16' Nova, page 5.




21' Islander, page 8.



18' Holiday I.O. (and O.B.), page 10.




15' Nova, page 5.




21' Holiday O.B. (and I.O.), page 11.


Starcraft Marine Fiberglass. We think it's the perfect molded material.




17' Capri I.O. (and O.B.), page 22.



15' Capri, pages 21 & 23.



20' American, pages 24 & 25.




17' Capri Sport, page 22.



18' American I.O. (and O.B.), page 26.



18' Super Sport I.O. (and O.B.), page 12.




16' Super Sport, pages 13 & 19.




16' Jupiter, page 13.




15' Jetstream, page 14.



14' Sunbird, page 14.




21' Mariner (and 18'), page 15.



14' Bassmaster (and 16'), page 16.




16' American O.B. (and I.O.), page 27.




15' American, page 28.



14' Arrow, page 29.




15' Deluxe Bass Boat, pages 30 & 31.



16' Fish 'n' Ski Bass Boat, page 30.

Introducing Nova. The state of the art in aluminum. 18' Nova I.O. and O.B.




Specifications:	Center Length	Gunwale Length	Beam	Maximum Depth	Transom		Recommended Capacity			Approx. Weight	Aluminum Thickness			
					Width	Height	Pounds	Persons	H.P.		Bottom & Ribs	Sides	Transom & Bow	Keel
15' Nova	15'0"	16'2"	72"	34"	63"	21"	1300	6	65	550 lbs.	.065	.060	.086	.077
16' Nova	16'0"	17'3"	78"	37"	70"	21"	1500	7	85	700 lbs.	.080	.060	.086	.077
18' Nova O.B.	18'0"	19'6"	82"	44"	75"	21"	1900	8	140	880 lbs.	.080	.075	.086	.077
18' Nova I.O.	18'0"	19'6"	82"	44"	75"	36"	1700	8	140	860 lbs.*	.080	.075	.086	.077
Standard Equipment includes: Convertible Top (18' only) • Tinted Plexiglass Wrap-around Windshield • Swivel Bucket Seats (16' only) • Back-to-Back Convertible Sleeper Seats (18' and 15' only) • Stern Seats (18' and 16' only) • Mechanical Steering • Running Lights • Electric Bilge Pump (18' and 16' only) • Electric Bilge Blower (18' I.O. only) • 18 Gallon Fuel Tank (18' only) • Deluxe Vinyl Interior • Positive Foam Flotation														
Available Accessories: Bow Rail Kit (18' and 16' only) • Side and Aft Curtain Kit (18' only)														
*Plus Inboard/Outboard weight – see page 33.														

16' Nova Marine Aluminum Sportabout



(16' Nova top view)




15' Nova Marine Aluminum Sportabout



21' Chieftain I.O. Marine Aluminum Cruiser





Specifications:	Center Length	Gunwale Length	Beam	Maximum Depth	Transom		Recommended Capacity			Approx. Weight	Aluminum Thickness			
					Width	Height	Pounds	Persons	H.P.		Bottom & Ribs	Sides	Transom & Bow	Keel
21' Chieftain O.B.	21'1"	22'6"	90"	50"	80"	21"	2200	10	170	1590 lbs.	.085	.075	.086	.077
21' Chieftain I.O.	21'1"	22'6"	90"	50"	80"	43"	2000	10	170	1640 lbs.*	.085	.075	.086	.077

Standard Equipment includes: Safety Glass Flying Bridge Windshield • International Navigation Lights • Cabin Interior Lights • Electric Bilge Pump • Mechanical Steering • 2 Folding Helmsman Seats • Stern Seats • Electric Blower (I.O. only) • Two 18 Gallon Fuel Tanks (I.O.) • 18 Gallon Fuel Tank (O.B.) • Sink • Ice Box • Water System • Sliding Cabin Side Windows • Window Screens • Locking Cabin Door • Cabin Headliner and Curtains • Cabin Cushions and Back Rests • Positive Foam Flotation • Front Deck Hatch • Built-in Space for Marine Head • Cabin Top Handrails • Cockpit Side Handrails • Step Pads • Bow Cleat • Chocks • Stern Cleats • Side Rub Rails **Available**

Accessories: Bow Rail Kit *Plus Inboard/Outboard weight – see page 33.

21' Islander I.O. Marine Aluminum Cruiser




Specifications:	Center Length	Gunwale Length	Beam	Maximum Depth	Transom		Recommended Capacity			Approx. Weight	Aluminum Thickness			
					Width	Height	Pounds	Persons	H.P.		Bottom & Ribs	Sides	Transom & Bow	Keel
21' Islander	21'1"	22'6"	90"	50"	80"	40"	2000	10	170	1540 lbs.*	.085	.075	.086	.077
Standard Equipment includes: Safety Glass Flying Bridge Windshield • International Navigation Lights • Cabin Interior Light • Electric Bilge Pump • Mechanical Steering • 2 Swivel Helmsman Seats • Stern Jump Seats • Electric Blower • Two 18 Gallon Fuel Tanks • Cabin Cushions and Back Rests • Positive Foam Flotation • Locking Cabin Door • Front Deck Hatch • Built-in Space for Marine Head • Cabin Top Handrails • Step Pads • Bow Cleat • Chocks • Stern Cleats • Side Rub Rails														
Available Accessories: Bow Rail Kit *Plus Inboard/Outboard weight – see page 33.														

18' Starchief I.O. Marine Aluminum Cruiser



Starchief O.B. stern seating.



Specifications:	Center Length	Gunwale Length	Beam	Maximum Depth	Transom		Recommended Capacity			Approx. Weight	Aluminum Thickness			
					Width	Height	Pounds	Persons	H.P.		Bottom & Ribs	Sides	Transom & Bow	Keel
18' Starchief O.B.	18'0"	19'6"	82"	43"	75"	21"	1900	8	140	980 lbs.	.080	.075	.086	.077
18' Starchief I.O.	18'0"	19'6"	82"	43"	75"	36"	1700	8	140	1035 lbs.*	.080	.075	.086	.077

Standard Equipment includes: Safety Glass Flying Bridge Windshield • International Navigation Lights • Cabin Interior Light • Electric Bilge Pump • Mechanical Steering • 2 Folding Helmsman Seats • Built-in Space for Marine Head • Sliding Cabin Side Windows • Locking Cabin Door • Cabin Cushions and Back Rests • Positive Foam Flotation • Front Deck Hatch • Stern Seats • Electric Blower (I.O. only) • 18 Gallon Fuel Tank • Cabin Top Handrails • Cockpit Side Handrails • Step Pads • Bow Cleat • Chocks • Stern Cleats • Side Rub Rails Available Accessories: Bow Rail Kit *Plus Inboard/Outboard weight – see page 33.

18' Holiday I.O. and O.B. Marine Aluminum Runabouts



21' Holiday I.O. and O.B. Marine Aluminum Runabouts



Specifications:	Center Length	Gunwale Length	Beam	Maximum Depth	Transom		Recommended Capacity			Approx. Weight	Aluminum Thickness			
					Width	Height	Pounds	Persons	H.P.		Bottom & Ribs	Sides	Transom & Bow	Keel
18' Holiday O.B.	18'0"	19'6"	82"	44"	75"	21"	1900	8	140	880 lbs.	.080	.075	.086	.077
18' Holiday I.O.	18'0"	19'6"	82"	44"	75"	36"	1700	8	140	865 lbs.*	.080	.075	.086	.077
21' Holiday O.B.	21'1"	22'6"	90"	48"	80"	21"	2200	10	170	1440 lbs.	.085	.075	.086	.077
21' Holiday I.O.	21'1"	22'6"	90"	48"	80"	38"	2000	10	170	1420 lbs.*	.085	.075	.086	.077

Standard Equipment includes: Convertible Top • Center Walk-thru Safety Glass Windshield • Back-to-Back Convertible Sleeper Seats • Stern Seats • Mechanical Steering • Running Lights • Electric Bilge Pump • Electric Bilge Blower (I.O. only) • 18 Gallon Fuel Tank • Deluxe Vinyl Interior • Positive Foam Flotation • Console Glove Box • Bow and Stern Cleats • Side Rub Rails

Available Accessories: Bow Rail Kit • Side and Aft Curtain Kit *Plus Inboard/Outboard weight – see page 33.

18' Super Sport I.O. and O.B. Marine Aluminum Sportabouts



16' Super Sport Marine Aluminum Sportabout



16' Jupiter Marine Aluminum Runabout



Specifications:	Center Length	Gunwale Length	Beam	Maximum Depth	Transom		Recommended Capacity			Approx. Weight	Aluminum Thickness			
					Width	Height	Pounds	Persons	H.P.		Bottom & Ribs	Sides	Transom & Bow	Keel
16' Super Sport	16'0"	17'3"	78"	35"	70"	21"	1500	7	85	670 lbs.	.068	.060	.086	.077
18' Super Sport O.B.	18'0"	19'4"	82"	43"	75"	21"	1900	8	140	815 lbs.	.080	.075	.086	.077
18' Super Sport I.O.	18'0"	19'4"	82"	43"	75"	36"	1700	8	140	965 lbs.*	.080	.075	.086	.077
16' Jupiter	16'0"	17'3"	78"	37"	70"	21"	1500	7	85	700 lbs.	.080	.060	.086	.077
Super Sport Standard Equipment includes: Convertible Top (18' only) • Tonneau Cover (18' only) • Twin Plexiglass Windshields (16') • Twin Safety Glass Windshields (18') • Convertible Sleeper Seats • Stern Jump Seats (I.O. only) • Bow Seat Cushions and Backrests (18' only) • 18 Gallon Fuel Tank (18' only) • Mechanical Steering • Electric Bilge Pump (18' only) • Electric Bilge Blower (I.O. only) • Running Lights • Bow Rail • Deluxe Vinyl Interior • Bow Cleat and Chocks • Stern Cleats • Side Rub Rails • Positive Foam Flotation														
Jupiter Standard Equipment includes: Center Walk-thru Safety Glass Windshield • Back-to-Back Convertible Sleeper Seats • Mechanical Steering • Running Lights • Bow and Stern Cleats • Step Pads • Side Rub Rails • Positive Foam Flotation														
Available Accessories: Side and Aft Curtain Kit (18' only) • Bow Seat Cushion (16' Super Sport only) • Bow Rail Kit (Jupiter only) *Plus Inboard/Outboard weight - see page 33.														

15' Jetstream Marine Aluminum Runabout




14' Sunbird Marine Aluminum Runabout



Specifications:	Center Length	Gunwale Length	Beam	Maximum Depth	Transom		Recommended Capacity			Approx. Weight	Aluminum Thickness			
					Width	Height	Pounds	Persons	H.P.		Bottom & Ribs	Sides	Transom & Bow	Keel
Jetstream	15'1"	16'5"	67"	32"	56"	21"	1100	5	50	500 lbs.	.065	.060	.086	.077
Sunbird	14'0"	14'11"	66"	32"	56"	16"	950	4	40	380 lbs.	.065	.060	.086	.077

Standard Equipment includes: Wrap-around Plexiglass Windshield • Back-to-Back Convertible Sleeper Seats • Cable and Pulley Steering • Running Lights • Bow Cleats • Deluxe Vinyl Interior (Jetstream only) • Positive Foam Flotation

18' and 21' Mariner Marine Aluminum Sport Fisherman



Specifications:	Center Length	Gunwale Length	Beam	Maximum Depth	Transom		Recommended Capacity			Approx. Weight	Aluminum Thickness			
					Width	Height	Pounds	Persons	H.P.		Bottom & Ribs	Sides	Transom & Bow	Keel
18' Mariner	18'0"	19'7"	79"	37"	74"	21"	1600	7	125	655 lbs.	.080	.060	.086	.077
21' Mariner	20'8"	22'2"	86"	40"	79"	21"	2000	9	140	875 lbs.	.085	.063	.086	.077

Standard Equipment includes: Mechanical Steering • Running Lights • Fishing Rod Racks • Vinyl Floor Covering • Swivel Fishing Chair • Bow Rail • Positive Foam Flotation • 18 Gallon Fuel Tank (21' only) • Electric Bilge Pump (21' only) • Plexiglass Windshield (21' only) • Step Pads • Bow Cleat and Chocks • Stern Cleats • Side Rub Rails

Available Accessories: Plexiglass Windshield (for 18') • Additional Swivel Fishing Chairs

14' and 16' Bassmaster Marine Aluminum Bass Boats




Specifications:	Center Length	Gunwale Length	Beam	Maximum Depth	Transom		Recommended Capacity			Approx. Weight	Aluminum Thickness			
					Width	Height	Pounds	Persons	H.P.		Bottom & Ribs	Sides	Transom & Bow	Keel
14' Bassmaster	14'2"	15'4"	65"	27"	56"	21"	850	4	50	340 lbs.	.075	.060	.086	.077
16' Bassmaster	16'1"	17'2"	65"	27"	56"	21"	1300	5	60	380 lbs.	.075	.060	.086	.077

Standard Equipment includes: Mechanical Stick Steering • Two Swivel Fishing Chairs (Upholstered in 16' only) • Rod Storage Racks (Enclosed on 16' only) • Running Lights
• Storage Compartment under Bow Seat • Vinyl Floor Covering • Positive Foam Flotation

Marine Aluminum Fishing Boats.




16' Seafarer




14' Seafarer




14' Super Star




12' Super Star




14' Sea Scamp



12' Sea Scamp



12' Pram



9' Pram

Specifications:	Center Length	Gunwale Length	Beam	Maximum Depth	Transom		Recommended Capacity			Approx. Weight	Aluminum Thickness			
					Width	Height	Pounds	Persons	H.P.		Bottom & Ribs	Sides	Transom & Bow	Keel
14' Seafarer	14'2"	15'0"	63"	27"	54"	16"	850	4	20	200 lbs.	.065	.053	.086	.077
16' Seafarer	16'2"	16'11"	63"	27"	54"	20"	1300	6	35	260 lbs.	.065	.053	.086	.077
12' Super Star	12'0"	12'9"	57"	22"	50"	16"	600	3	10	138 lbs.	.060	.053	.086	.077
14' Super Star	14'1"	14'10"	57"	23"	50"	16"	800	4	20	174 lbs.	.060	.053	.086	.077
12' Sea Scamp	12'0"	12'8"	53"	22"	46"	16"	500	3	10	127 lbs.	.051	.051	.086	.077
14' Sea Scamp	14'0"	14'8"	53"	22"	46"	16"	700	3	20	144 lbs.	.051	.051	.086	.077
9' Pram	9'1"	9'3"	48"	15"	42"	15"	350	2	3	73 lbs.	.051	.051	.060	
12' Pram	11'11"	12'1"	48"	16"	46"	15"	500	2	10	96 lbs.	.051	.051	.065	

Standard Equipment includes: Oar Sockets • Painted Non-Skid Interior • Siphon Drain • Varnished Wood Seats (except Prams) • Bow Eye (except Prams) • Bow Handles (Prams only) • Stern Handles • Bow and Stern Castings • Aluminum Gunwale Extrusions • Plywood Motor Mount • Aluminum Transom Cap • Positive Foam Flotation • Aluminum Seats (Prams only)

Starcraft 5052 Marine Aluminum. Why we think it's the perfect marine material.

What is 5052 Marine Aluminum? It's the best aluminum alloy yet developed for boats; a heavy-gauge aluminum with 2.5% magnesium to increase strength, elasticity, and corrosion resistance. Maybe that doesn't mean much to you right now. You have your hands full just figuring out which boat you want. But before you decide, take a look at this list and see why so many boaters specify aluminum. And why Starcraft, the biggest aluminum pleasure boat company in the world, uses only 5052 Marine Aluminum.


It's lightweight. Using the same engine, you'll get greater speed, better gas mileage and more maneuverability than with a similar boat of any other material. And you'll find it easier to trailer behind your car.

It won't crack under impact. 5052 Marine Aluminum is more elastic and will flex when other materials puncture. This very same elasticity makes dents easier to straighten.

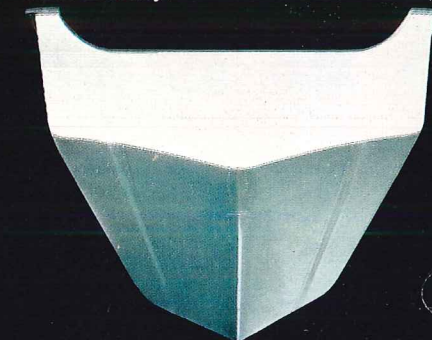
Since it's made to withstand salt water, it'll take anything. Unlike most boating materials, 5052 Marine Aluminum will withstand even the most polluted or salty water. You don't even have to paint it for protection.

And if all this isn't enough for you, add these benefits to the list. 5052 Marine Aluminum is durable, fireproof, non-magnetic, nearly maintenance-free (just an annual wax job and occasional washing), *and we guarantee a boat made of it for fifteen years.* 5052 Marine Aluminum is the perfect metal for a Starcraft boat.

Starcraft Marine Aluminum Wide-Angle V. Our wide-angle V design means a stable platform for casting, combined with the capability of getting to your fishing site quickly and safely. Starcraft's wide-angle V fishing boats have a sharp entry forward to split the waves and a broad planing surface aft with hard chines for speed, strength, and stability. This hull design puts more bouyancy surface on the water than any competitor's V hull.



Starcraft Marine Aluminum Concave V. This hull is designed for the best combination of soft ride, speed, and stability. The sharp keel angle cuts through waves, while the concave flare toward the outer edge creates lift for speed. The almost flat angle at the extreme edges of the beam gives good stability and the keels provide excellent cornering. Our concave V features aircraft unitized construction with longitudinal "Z" stringers and bottom keels plus lateral ribs every ten inches for maximum structural support. We use Tyrlfoam flotation material for added safety.



1. Only 5052 "Marine Aluminum" is used in hulls and decks as recommended by The Aluminum Association for maximum corrosion resistance in fresh or salt water.

2. A vinyl base high gloss enamel is applied over a special acid etch primer for maximum adhesion to add styling appeal.

3. Lapstrake styling is gently rolled into hull sides to add strength, spray control, and eye appeal without adding weight.

4. The one piece bottom (a Starcraft original) eliminates a center keel seam.

5. Seams at the chine are triple sealed (first with rubber tape between the metal parts, then with liquid sealer both inside and outside)

then double riveted for 15 years of guaranteed leak proof operation.

6. Spray rails are rolled into the chine to deflect spray away from the boat.

7. Hull metal is unitized to exterior keels, interior ribs and stringers by solid aluminum rivets in air frame type construction.

8. Exterior hull bumper rail is joined with interior side storage racks to provide additional support halfway between chine and gunwale.

9. Extruded gunwale bumpers eliminate exposed rivets, add strength and feature vinyl bumper inserts to protect the hull and deck. All aluminum extrusions are anodized to provide long lasting corrosion resistance.

10. Transoms are constructed of heavy gauge (.086) Marine Aluminum and backed by 1 1/4" 13 ply marine plywood and knee supports to keel.

11. Additional plywood motor mount reduces vibration and noise by eliminating metal to metal contact.

12. Positive foam flotation material is placed under floor in compliance with Boating Industry Association flotation standards.


13. Marine vinyl interior trim is mildew and ultraviolet resistant to give soft, long-lasting styling appeal.

14. Decks are installed over foam padding to eliminate vibration and noise.

15. Deck framing is fastened with stainless steel bolts, aircraft type nuts and aluminum angles for long lasting durability.

16. Swept back bow rake provides smooth dry entry into water. Longitudinal ribs above and below the chine absorb and distribute wave shock.

17. Concave-V bottom design (another Starcraft original) enters water smoothly with sharp V in center, yet retains lift and stability by flaring the V toward the chine. The resulting ride is without equal in the Marine Aluminum industry.



Starcraft Marine Fiberglass. Why we think it's the perfect molded material.

A Starcraft fiberglass boat isn't just another pretty face. The versatility of fiberglass allows superior styling and unlimited variation of hull design. But the proper use of fiberglass is tricky. We use only top-quality fiberglass woven roving, hand laid into every hull for uniform thickness and maximum quality control. And for an extra check, every hull is weighed before trimming out to insure proper resin content for strength. In fact, pound for pound our fiberglass must be stronger and more resilient than steel. If it's not, you'll never see our name on it.


When we make a mold, we take the step many builders leave out. Using reflected lighting and carefully checking with precision metal templates, we detect even the slightest flaws in a mold. If we find one, the mold is rebuilt, when possible. Otherwise, it's scrapped. Many fiberglass boat builders fail to detect such flaws. We, on the other hand, feel that even the slightest defect is far more costly to our reputation than building a new mold could ever be.

But, we go even further than that. All our prototypes are exhaustively tested to make sure that our new designs work just as well on the water as they do on the drawing board.


First, areas of possible complaints are analyzed. Here your letters and suggestions become an important part of the development of a new Starcraft boat. Then the prototype is inspected by the Boating Industry Association to insure compliance to safety laws for upright flotation, lighting, and ventilation. Extensive tests on the water, including swamping and capsizing, to determine flotation capabilities are then undergone. Various horsepower are used on the water to assure proper performance with whatever engine you may select. Only after the prototype has been tested and approved does the boat actually go into production.

Finally, we add deluxe interior styling, a variety of standard and optional features, plus a two-year warranty, to make that boat with the pretty face perfect. Perfect in its own way.

Starcraft Fiberglass Modified Deep V. Starcraft designers have modified an extremely deep V Shape into a wider angle at the transom to gain stability. Forward, the water entry angle is sharper to produce a soft ride. Longitudinal steps add lift and keep the hull steady in a turn. The reverse chine adds lift, grips the water in a turn and keeps spray down.



Starcraft Fiberglass Modified Concave Tri-Hull. An improvement over the standard Tri-hulls was achieved by Starcraft designers in blending a 3-point Tri-hull design forward, into a Concave V planing surface aft. The deeper center keel forward softens the water entry. Side keels forward lend stability at slow speeds and spray control when planing. At faster speeds the boat rides on the Concave V surface aft which has a stabilizing flare toward the outer edges for stability, lift (speed), and spray control.

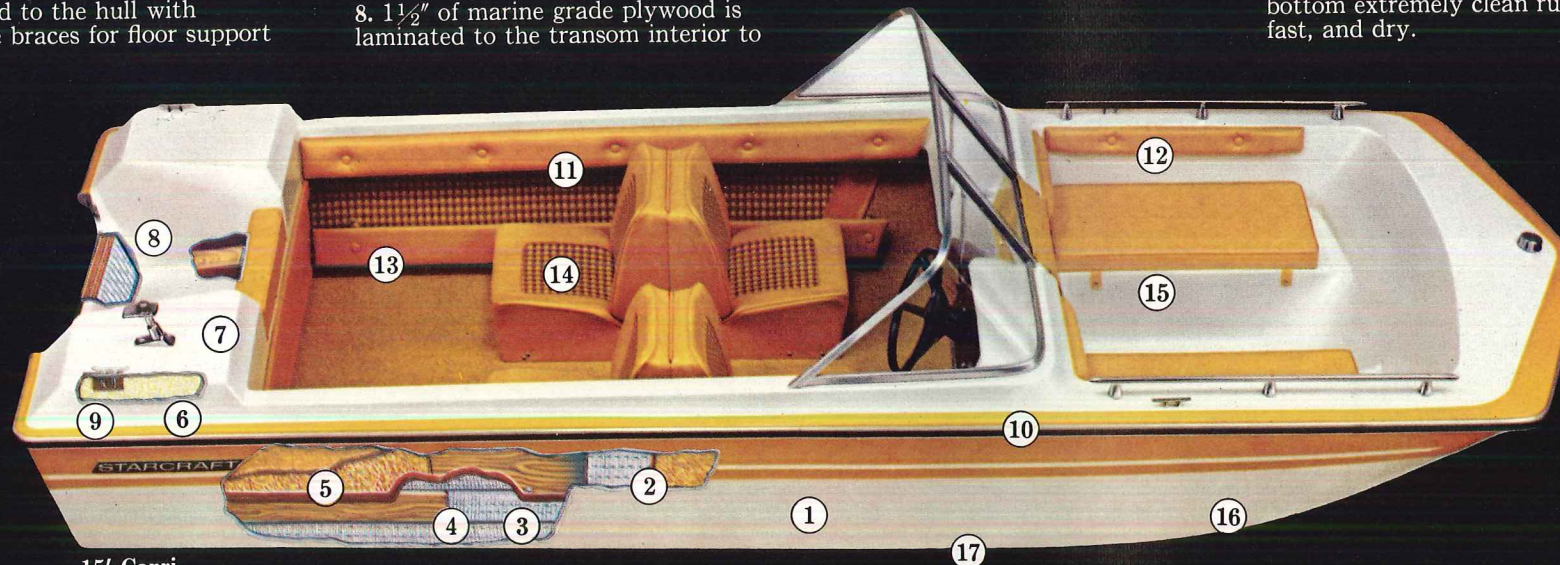


1. The fiberglass gel cote finish is sprayed to an 18 mil thickness for uniform color depth.
2. Successive layers of chopped fiberglass strand (to give a smooth uniform finish under the gel cote) and hand laid woven roving (for uniform thickness and strength) are applied to build an average hull thickness of $\frac{3}{8}$ ".
3. In high stress areas, such as along the keel, and at the chine, an extra layer of hand laid fiberglass woven roving is added.
4. Three longitudinal wood stringers are bonded to the hull with transverse braces for floor support

- every 24". The hand laid two-layer fiberglass mat and woven roving that encase these stringers extends from chine to chine and adds even more thickness and strength to the hull.
5. A plywood floor is fibreglassed in place to complete a bridge truss type of hull support.
6. Positive foam flotation material is scientifically placed under the deck in accordance with Starcraft's proven standards of level boat flotation.
7. Wood supports are fibreglassed at all points of deck stress so one can walk or step any place.
8. $1\frac{1}{2}$ " of marine grade plywood is laminated to the transom interior to

- provide a motor mounting surface that absorbs thrust and vibration.
9. All deck hardware is bolted in place thru wood mounting blocks fibreglassed to the under side of the deck.
10. Anodized aluminum extrusions with vinyl bumper inserts completely protect the gunwale.
11. Interior trim completely covers exposed fiberglass edges.
12. Marine vinyl interior trim is mildew and ultraviolet resistant to give soft, long-lasting styling appeal.

13. Side panels add strength to hull sides while providing convenient compartments for storage.
14. Reclining "sleeper" seats have additional storage room beneath.
15. Additional storage area is available under bow seat cushions.
16. Modified Tri-Hull bottom design enters the water sharply at bow, and by flattening the concave V at the transom gains stability and lift for fast performance.
17. Side Sponsons and reverse chines keep spray flat and away from hull. Sharp radii on all corners make this bottom extremely clean running, fast, and dry.



15' Capri

17' Capri I.O. Fiberglass Sportabout



17' Capri Sport Fiberglass Sport Fisherman



Specifications:	Center Length	Gunwale Length	Beam	Maximum Depth	Transom Width	Transom Height	Recommended Capacity		Approx. Weight	
17' Capri O.B.	17'0"	19'6"	82"	40"	76"	20"	1700 lbs.	7 persons	135 h.p.	1140 lbs.
17' Capri I.O.	17'0"	19'6"	82"	40"	76"	20"	1470 lbs.	7 persons	170 h.p.	1200 lbs.*
17' Capri Sport	17'0"	19'6"	82"	40"	76"	34"	1500 lbs.	7 persons	135 h.p.	1100 lbs.
Capri Standard Equipment includes: Convertible Top • Safety Glass Windshield with Center Door • Back-to-Back Convertible Sleeper Seats • Stern Seats • Bow Seat Cushions and Backrests • Mechanical Steering • Running Lights • Bow Rails • 18 Gallon Fuel Tank (I.O.) • 12 Gallon Fuel Tank (O.B.) • Walk-thru Weather Curtain • Deluxe Vinyl Interior • Bow and Stern Cleats • Electric Bilge Pump • Electric Bilge Blower (I.O. only) • Positive Foam Flotation										
Sport Standard Equipment includes: Center Steering Console with Plexiglass Windshield • Swivel Fishing Chair • Bow Rail • Self Bailing Cockpit • Mechanical Steering • Running Lights • 18 Gallon Fuel Tank • Casting Platform • Fish Box • Teak Trim • Rod Racks • Bow Cleat and Chocks • Stern Cleats • Positive Foam Flotation										
Available Accessories: Side and Aft Curtain Kit (except Sport) • Second 18 Gallon Fuel Tank Kit (I.O. only) • Bow Cushion (Sport only) *Plus Inboard/Outboard weight – see page 33.										

15' Capri Fiberglass Sportabout



Specifications:	Center Length	Gunwale Length	Beam	Maximum Depth	Transom Width	Transom Height	Recommended Capacity	Approx. Weight
15' Capri	15'1"	17'5"	75"	38"	70"	20"	1400 lbs. 6 persons 85 h.p.	762 lbs.
Standard Equipment includes: Wrap-around Plexiglass Windshield with Center Door • Back-to-Back Convertible Sleeper Seats • Bow Seat Cushions and Backrests • Mechanical Steering • Running Lights • Bow Rails • Walk-thru Weather Curtain • Deluxe Vinyl Interior • Bow and Stern Cleats								

20' American Fiberglass Runabout



Specifications:	Center Length	Gunwale Length	Beam	Maximum Depth	Transom Width	Transom Height	Recommended Capacity	Approx. Weight
20' American	20'0"	21'7"	93"	45"	86"	38"	2000 lbs. 9 persons 250 h.p.	1400 lbs.*
Standard Equipment includes: Convertible Top • Side Curtains and Camper Aft Top Group • Center Walk-thru Safety Glass Windshield • Back-to-Back Convertible Sleeper Seats • Stern Jump Seats • Twin Fold-out Tables • Padded Stern Sun Deck • Running Lights • Mechanical Steering • Electric Bilge Pump • Electric Bilge Blower • Ice Locker • Removable Litter Container • Two 18 Gallon Fuel Tanks • Underfloor Storage Compartment • Bow Rail • Aft Rail and Swimming Ladder • Bow and Stern Cleats • Step Pads • Positive Foam Flotation • Deluxe Vinyl Interior. *Plus Inboard/Outboard weight — see page 33.								

Foldout Tables (port and starboard), Ice Locker, Removable Stern Seat.



Top Storage under Stern Sun Deck. Swimming Ladder.



Dashboard Storage. Removable Litter Container.



Under Floor Storage.



Camper Top Group.



18' American I.O. Fiberglass Runabout



18' American O.B. Fiberglass Runabout



Specifications:	Center Length	Gunwale Length	Beam	Maximum Depth	Transom Width	Transom Height	Recommended Capacity			Approx. Weight
16' American O.B.	16'2"	17'4"	78"	38"	71"	20"	1080 lbs.	6 persons	100 h.p.	760 lbs.
16' American I.O.	16'2"	17'4"	78"	38"	71"	31"	1300 lbs.	6 persons	140 h.p.	800 lbs.*
18' American O.B.	18'2"	19'4"	86"	44"	78"	20"	1900 lbs.	8 persons	140 h.p.	1100 lbs.
18' American I.O.	18'2"	19'4"	86"	44"	78"	38"	1580 lbs.	8 persons	185 h.p.	1180 lbs.*
Standard Equipment includes: Convertible Top (18' only) • Center Walk-thru Safety Glass Windshield • Back-to-Back Convertible Sleeper Seats • Stern Jump Seats • 18 Gallon Fuel Tank (16' and 18' I.O. only) • 12 Gallon Fuel Tank (18' O.B. only) • Mechanical Steering • Running Lights • Electric Bilge Pump (except 16' O.B.) • Electric Bilge Blower (I.O.'s only) • Bow and Stern Cleats • Deluxe Vinyl Interior • Positive Foam Flotation • Removable Litter Container (18' only) • Under Seat Ice Locker (18' O.B. only) • Folding Table (18' I.O. only).										
Available Accessories: Bow Rail Kit • Side and Aft Curtain Kit (18' only) • 2nd 18 Gallon Fuel Tank Kit (18' I.O. only) *Plus Inboard/Outboard weight – see page 33.										

16' American O.B. Fiberglass Runabout



15' American Fiberglass Runabout




Specifications:	Center Length	Gunwale Length	Beam	Maximum Depth	Transom Width	Transom Height	Recommended Capacity	Approx. Weight
15' American	15'4"	16'4"	75"	35"	69"	20"	1250 lbs. 5 persons 85 h.p.	681 lbs.
Standard Equipment includes: Tinted Wrap-around Plexiglass Windshield • Mechanical Steering • Back-to-Back Convertible Sleeper Seats • Deluxe Vinyl Interior • Running Lights • Bow and Stern Cleats • Positive Foam Flotation								

14' Arrow Fiberglass Runabout




Specifications:	Center Length	Gunwale Length	Beam	Maximum Depth	Transom Width	Transom Height	Recommended Capacity	Approx. Weight
14' Arrow	13'9"	15'2"	67"	31"	56"	21"	900 lbs. 4 persons 45 h.p.	460 lbs.
Standard Equipment includes: Wrap-around Plexiglass Windshield • Back-to-Back Convertible Sleeper Seats • Cable and Pulley Steering • Running Lights • Bow Cleats • Positive Foam Flotation								


The Bass Fleet. A perfectionist's way to the fish.




15' Deluxe




15' Standard




14' Deluxe




16' Deluxe




14' Standard



16' Standard




14' Fish 'n' Ski



16' Fish 'n' Ski

15' Deluxe



Cushioned swivel seats.

Telescoping Stern light.

Molded splash well.

Space for two 6 gallon tanks.

Lifting eyes.

1 1/2" transom.

Stable tri-hull design.

Upright flotation.

Molded spray deflector.

Vinyl bumper.

Lockable compartment port side.

Mechanical steering with forward stick control.

Folding Bow light.

Flat foredeck for trolling motor

Wide, deep storage trays.

Stringer cleats.

Enclosed bow storage.

Molded seat pedestals.

Rod holders starboard.

Wide, deep storage trays.

Specifications:	Center Length	Beam	Maximum Depth	Transom Width	Transom Height	Recommended Capacity			Approx. Weight
14' Standard	14'3"	63"	28"	58"	20"*	1000 lbs.	3 persons	50 h.p.	330 lbs.
14' Deluxe	14'3"	63"	28"	58"	20"*	1000 lbs.	3 persons	50 h.p.	340 lbs.
14' Fish 'n' Ski	14'3"	63"	28"	58"	20"*	1000 lbs.	3 persons	50 h.p.	360 lbs.
15' Standard	14'10"	56"	21"	55"	20"	1000 lbs.	3 persons	50 h.p.	320 lbs.
15' Deluxe	14'10"	56"	21"	55"	20"	1000 lbs.	3 persons	50 h.p.	330 lbs.
16' Standard	16'3"	63"	28"	58"	20"	1350 lbs.	4 persons	65 h.p.	400 lbs.
16' Deluxe	16'3"	63"	28"	58"	20"	1350 lbs.	4 persons	65 h.p.	410 lbs.
16' Fish 'n' Ski	16'3"	63"	28"	58"	20"	1350 lbs.	4 persons	65 h.p.	430 lbs.

Standard Equipment includes: *Standard Models include;* Molded fiberglass swivel seats mounted on fiberglass storage boxes • mechanical stick steering • deep storage trays in side decks • molded-in motor splash well • rod racks and side storage trays under both side decks • bow and stern running lights with fused wiring harness and switch • bow and stern tie-down eyes • BIA certification. *Deluxe Models include;* All standard features plus upholstered fishing chairs in place of fiberglass seats • enclosed storage compartment with locking door under front deck • enclosed rod rack storage compartment with locking door on one side • four extruded aluminum rod holders with rubber inserts • fish stringer cleats • bow and stern running lights with fused wiring harness and switch. *Fish 'n' Ski Models include;* All standard features plus upholstered fishing chairs in place of fiberglass seats • fiberglass steering console with mechanical wheel steering in place of forward stick steering • enclosed storage compartment under front deck • two extruded aluminum rod holders with rubber inserts • bow and stern running lights with fused wiring harness and switch. *Convertible to 15"

1972 Aluminum Specifications.

Model	Center Length	Beam	Maximum Depth	Transom Width	Transom Height	Recommended Capacity			Approx. Weight	Hull Color	Deck Color	Interior Color
						Pounds	Persons	H.P.				
21' Chieftain I.O.	21'1"	90"	50"	80"	43"	2000	10	170	1640	Medallion Gold	Maize	Gold
21' Chieftain O.B.	21'1"	90"	50"	80"	21"	2200	10	170	1590	Medallion Gold	Maize	Gold
21' Islander I.O.	21'1"	90"	50"	80"	40"	2000	10	170	1540	Ocean Blue	Bermuda Cream	Blue
18' Starchief I.O.	18'0"	82"	43"	75"	36"	1700	8	140	1035	Medallion Gold	Maize	Gold
18' Starchief O.B.	18'0"	82"	43"	75"	21"	1900	8	140	980	Medallion Gold	Maize	Gold
21' Holiday I.O.	21'1"	90"	48"	80"	38"	2000	10	170	1420	Bermuda Cream	Bermuda Cream	Brown
21' Holiday O.B.	21'1"	90"	48"	80"	21"	2200	10	170	1440	Bermuda Cream	Bermuda Cream	Brown
18' Holiday I.O.	18'0"	82"	44"	75"	36"	1700	8	140	865	Olive Green	Olive Green	Parchment
18' Holiday O.B.	18'0"	82"	44"	75"	21"	1900	8	140	880	Olive Green	Olive Green	Parchment
18' Nova I.O.	18'0"	82"	44"	75"	36"	1700	8	140	860	Melon	Metallic Bronze	Melon
18' Nova O.B.	18'0"	82"	44"	75"	21"	1900	8	140	880	Melon	Metallic Bronze	Melon
16' Nova	16'0"	78"	37"	70"	21"	1500	7	85	700	Sunburst Yellow	Bermuda Cream	Yellow
15' Nova	15'0"	72"	34"	63"	21"	1300	6	65	550	Panther Black	Panther Black	Red
18' Super Sport I.O.	18'0"	82"	43"	75"	36"	1700	8	140	965	Bermuda Cream	Ocean Blue	Parchment
18' Super Sport O.B.	18'0"	82"	43"	75"	21"	1900	8	140	815	Bermuda Cream	Ocean Blue	Parchment
16' Super Sport	16'0"	78"	35"	70"	21"	1500	7	85	670	Bermuda Cream*	Ocean Blue*	Parchment
16' Jupiter	16'0"	78"	37"	70"	21"	1500	7	85	700	Bermuda Cream	Bermuda Cream	Red
15' Jetstream	15'1"	67"	32"	56"	21"	1100	5	50	500	Bermuda Cream	Sunburst Yellow	Yellow
14' Sunbird	14'0"	66"	32"	56"	16"	950	4	40	380	Burnt Orange	Burnt Orange	White & Orange
21' Mariner	20'8"	86"	40"	79"	21"	2000	9	140	875	Bermuda Cream	Olive Green	Parchment
18' Mariner	18'0"	79"	37"	74"	21"	1600	7	125	655	Bermuda Cream	Olive Green	Parchment
16' Bassmaster	16'1"	65"	27"	56"	21"	1300	5	60	380	Olive Green	Olive Green	Green
14' Bassmaster	14'2"	65"	27"	56"	21"	850	4	50	340	Olive Green	Olive Green	Green
16' Seafarer	16'2"	63"	27"	54"	20"	1300	6	35	260	Olive Green		Green
14' Seafarer	14'2"	63"	27"	54"	16"	850	4	20	200	Olive Green		Green
14' Super Star	14'1"	57"	23"	50"	16"	800	4	20	174	Spice Beige		Tan
12' Super Star	12'0"	57"	22"	50"	16"	600	3	10	138	Spice Beige		Tan
14' Sea Scamp	14'0"	53"	22"	46"	16"	700	3	20	144	Corsair White		Green
12' Sea Scamp	12'0"	53"	22"	46"	16"	500	3	10	127	Corsair White		Green
9' Pram	11'11"	48"	16"	46"	15"	500	3	10	96	Olive Green		Green
9' Pram	9'1"	48"	15"	42"	15"	350	2	4	73	Olive Green		Green

*Option on 16' only—Olive Green hull and deck, parchment interior.

Starcraft Warranty—All registered Starcraft boats are warranted for a period of 24 months from the date of purchase against defects in materials and workmanship. Further, riveted aluminum hulls are warranted for 15 years against metal fatigue, cracks and/or popped rivets in normal

recommended use.

During the warranty period, Starcraft will repair any defect in the structure of the boat, except exterior finishes. Repairs can be made at any of our franchised servicing centers located throughout the United States and Canada.

The franchised servicing center reserves the option to return the boat to the nearest Starcraft factory for repairs. In this case, there will be a minimum handling charge involved.

The judgment of our factory-trained experts is final as to the extent of liability. Any repair made

as a result of an accident, neglect, alteration, or abuse, will be made at a charge to the owner.

Other than as herein stated, Starcraft makes no warranty of merchantability and there are no warranties which extend beyond the description on the face hereof.

1972 Fiberglass Specifications.

Model	Center Length	Beam	Maximum Depth	Transom Width	Transom Height	Recommended Capacity			Approx. Weight	Hull Color	Deck Color	Interior Color
						Pounds	Persons	H.P.				
20' American I.O.	20'0"	93"	45"	86"	38"	2000	9	250	1400	Seacrest White	Seacrest White	Brown
18' American I.O.	18'2"	86"	44"	78"	38"	1580	8	185	1180	Seacrest White	Seacrest White	Green
18' American O.B.	18'2"	86"	44"	78"	20"	1900	8	140	1100	Seacrest White	Seacrest White	Green
16' American I.O.	16'2"	78"	38"	71"	31"	1300	6	140	800	Candy Apple Red	Seacrest White	Red
16' American O.B.	16'2"	78"	38"	71"	20"	1080	6	100	760	Candy Apple Red	Seacrest White	Red
15' American O.B.	15'4"	75"	35"	69"	20"	1250	5	85	681	Sky Blue	Seacrest White	Blue
14' Arrow	13'9"	67"	31"	56"	21"	900	4	45	460	Seacrest White	Candy Apple Red	Red & Neutral
17' Capri I.O.	17'0"	82"	40"	76"	34"	1470	7	170	1200	Seacrest White	Seacrest White	Green
17' Capri O.B.	17'0"	82"	40"	76"	20"	1700	7	135	1140	Seacrest White	Seacrest White	Green
17' Capri Sport	17'0"	82"	40"	76"	20"	1500	7	135	1100	Seamist Green ¹	Seacrest White	Parchment
15' Capri	15'1"	75"	38"	70"	20"	1400	6	85	762	Seacrest White	Seacrest White	Green ²
16' Fish 'N' Ski	16'3"	63"	28"	58"	20"	1350	4	65	430	Olive Green	Olive Green	Neutral
16' Bass Boat Deluxe	16'3"	63"	28"	58"	20"	1350	4	65	410	Olive Green	Olive Green	Neutral
16' Bass Boat Standard	16'3"	63"	28"	58"	20"	1350	4	65	400	Olive Green	Olive Green	Neutral
15' Bass Boat Deluxe	14'10"	56"	21"	55"	20"	1000	3	50	330	Olive Green	Olive Green	Neutral
15' Bass Boat Standard	14'10"	56"	21"	55"	20"	1000	3	50	320	Olive Green	Olive Green	Neutral
14' Fish 'N' Ski	14'3"	63"	28"	58"	20"*	1000	3	50	360	Olive Green	Olive Green	Neutral
14' Bass Boat Deluxe	14'3"	63"	28"	58"	20"*	1000	3	50	340	Olive Green	Olive Green	Neutral
14' Bass Boat Standard	14'3"	63"	28"	58"	20"*	1000	3	50	330	Olive Green	Olive Green	Neutral

1. Sport—Optional Ocean Blue hull. 2. 15' Capri—Optional Sunburst Yellow interior and trim. *optional 15'

Starcraft reserves the right to change specifications without notice.

THE STARCRAFT POWER OPTIONS:

Mercuriser stern drives:

4 cyl.—120 HP, 605 lbs.

4 cyl.—140 HP, 635 lbs.

6 cyl.—165 HP, 706 lbs.

Mercuriser power is for the boating perfectionist. Planing attitude is fully adjustable with Power Trim buttons on your dashboard. Variations in fuel and passenger weight fore and aft can be conveniently compensated for while running at any speed.

Chrysler/Volvo Penta stern drives:

4 cyl.—130 HP, 575 lbs.

6 cyl.—170 HP, 696 lbs.

These Swedish imports, backed by Chrysler Marine's dealer network, are the most economical buy per horsepower available today. Power tilt is standard on every Starcraft installation and planing angle trim is provided by pin settings on the stern drive unit.

Waukesha/Volvo Penta stern drives:

V-8—165 HP, 860 lbs.

V-8—185 HP, 860 lbs.

V-8—215 HP, 860 lbs.

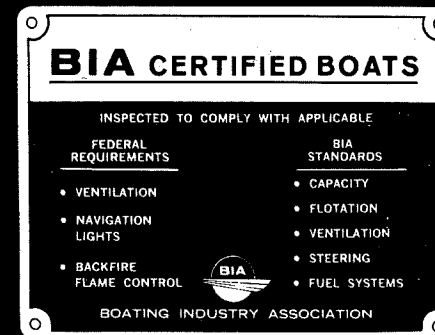
Waukesha Motor Co. has been building marine engines for 65 years. Their performance V-8 engines are matched with Volvo

Penta stern drives in 4 Starcraft fiberglass models. Power tilt is standard and fore and aft trim accomplished by tilt pin adjustments on the stern drive unit.

Berkeley jet drive:

V-8—250 HP, 1055 lbs.

The 455 cubic inch Oldsmobile Rocket engine has been marinized and matched to Berkeley's Model 125 jet drive. This package in either the 18' or 20' American model will give you damage-free performance in shallow or obstructed waters plus the thrills of high-speed, 180-degree turns, and instant reverse at any speed.



Perfection doesn't end here. Starcraft also manufactures the nation's leading line of campers, travel trailers, and motor homes.



Litho in U.S.A. © 1971 Starcraft Company, Goshen, Indiana 46526


STARCRAFT