

1990

SMOKER CRAFT



Smoker-Craft: The Best Catch



It's no coincidence that family-owned boat companies like Smoker-Craft build the best boats. When your name is on every product, there's a lot more at stake.

Sadly enough, the family-owned boat company is a dying breed. Large corporations have been gobbling up many of our prestigious competitors and absorbing them into their all-glitz, no-guts business philosophies.

Not Smoker-Craft. We've chosen to protect our independence. We believe boat buyers recognize a family-owned company puts quality and integrity above all else.

That's the way it's been at Smoker-Craft since 1964, when we built our first boat at New Paris, Indiana. That's in the heart of Indiana's richest fishing waters and where our reputation as a quality aluminum fishing boat builder has flourished. Today, the Smoker-Craft name is carried on runabouts, deck boats, pontoons and even fiberglass boats across America.

Since we're fishermen, fishing boats are our labor of love. We take notice of little things that big companies overlook, like fish-fighting

elbow room, large livewells, reinforced seats and practical storage compartments. Our new rolled-in "V" hull offers a drier ride over rough seas, and many standard items on our boats are listed "optional" by our competitors.

We believe fishermen buy boats on the basis of a fair price for practical features that make a day on the water enjoyable and safe. So, when you're in the middle of the lake with a Smoker-Craft, you have peace of mind. Our boats exceed industry standards for safety features like level flotation. We water test them all for leakage, and we back them up with a 10-year limited hull warranty.

We can do that because we're a family operation. Sure, we've got plants in New Paris, Indiana, Stayton, Oregon and LaGrange, Georgia. But at Smoker-Craft, we work harder and longer to provide a better fishin' boat. After all, our family pride is at stake.



182 Magnum



Standards: Front Casting Platform - (4) Cleats - Carpeted Deck & Floor - (4) Removable Floor Bases - Stationary Pedestal Drive Seat - Port & Starboard Lockable Rod Storage - Walk-Through Windshield - Bilge Pump - Top & Boot - Full Instrumentation - Lights - Lockable Storage - Courtesy Lights - 22 Gallon In Floor Gas Tank - (3) Bass Seats - Bow Storage - Trolling Motor Plug - Radio

Options: Extra Seats & Pedestals - Seat Arms - Sleeper Seat - Side & Aft Curtains - Bow Cover - Mooring Cover

Standards



Model	182 Magnum
Length	18'5"
Beam	84"
Depth	38 1/4"
H.P.	140
Weight	1140
Transom Width	75"
Maximum Capacity	1810
Transom Height	LS
Bottom Gauge	.085
Colors	Blue

162 And 161 Magnum

162 Magnum Standards: Carpeted Deck & Floor - Built-In 18 Gallon Gas Tank - Walk-Through Windshield - Built-In Tackle Tray - Trolling Motor Plug - Dual Lockable Rod Storage Port & Starboard - Dual Large Bow & Stern Livewell - Courtesy Lights - Bilge Pump - Bow Storage - (4) Floor Bases - Stationary Pedestal with Slider - (3) Bass Seats - (4) Cleats - Lockable Rear Storage - Lockable Bow Storage - Radio - Instrumentation

162 Magnum Options: Extra Seats & Pedestals - Seat Arms - Mooring Cover - Top & Boot - Side, Aft & Forward Covers

161 Magnum Standards: Carpeted Deck & Floor - Built-In 18 Gallon Gas Tank - Built-In Tackle Tray - Trolling Motor Plug - Dual Lockable Rod Storage Port & Starboard - Dual Large Bow & Stern Livewell - Courtesy Lights - Bilge Pump - Bow Storage - (4) Floor Bases - Stationary Pedestal with Slider - (3) Bass Seats - (4) Cleats - Lockable Rear Storage - Lockable Bow Storage - Radio - Instrumentation

161 Magnum Options: Extra Seats & Pedestals - Mooring Cover - CSI Sun Top - Windshield for Drivers Console - Seat Arm - Conversion Kit to make a 162 Magnum

Model	162 Magnum	161 Magnum
Length	16'2"	16'2"
Beam	76"	76"
Depth	35½"	35½"
H.P.	90	90
Weight	740	700
Transom Width	70"	70"
Maximum Capacity	1400	1400
Transom Height	LS	LS
Bottom Gauge	.080	.080
Colors	Blue, Grey	Blue, Grey



*Magnums are available in grey. See Fazer page.



162 Magnum




172 And 171 Fazer

Standards: (3) Bass Seats - (4) Floor Bases - (1) Stationary Drivers Pedestal with Slider - Lockable Rod Storage with Rod Holders Port & Starboard - Lockable Rear Storage - Courtesy Lights - Lockable Tackle Tray in Driver Console - Deluxe Cup Holders - Deluxe Front Trolling Motor Plug & Gauge Panel - Lights - Bilge Pump - 20 Gallon in Floor Gas Tank - Easy Access Storage Compartment Port & Starboard - (4) Cleats - Lockable Storage Port Side Console - Marine Carpet - Walk-Through Windshield (172 Only) - Large Bow Livewell Port Side - Large Storage Starboard - Instrumentation - Radio - Removable Bow Casting Platform

Options: Extra Seats & Pedestal - Fisherman's Top & Boot - Side, Aft & Bow Curtain - Mooring Cover

Model	172 Fazer	171 Fazer
Length	17'5"	17'5"
Beam	80½"	80½"
Depth	38"	38"
H.P.	115	115
Weight	860	800
Transom Width	74"	74"
Maximum Capacity	1350	1350
Transom Height	LS	LS
Bottom Gauge	.080	.080
Colors	Blue, Grey	Blue, Grey



171 Fazer



172 Fazer



16' King Troller



King Troller with console

Standards: Instrumentation (Console Only) - 18 Gallon Gas Tank - Lockable Rod Storage Port - Open Rod Storage Port & Starboard - Trolling Motor Plug - Bow Lockable Tackle Tray - (3) Bass Seats - (3) Floor Bases - Stationary Pedestal For Driver - Lockable Bow Storage Port & Starboard - Lights - Bilge Pump - Livewell

Options: Windshield (Console Only) - Seats - Mooring Cover - CSI Top - Seat Arms



King Troller without console

Model	16' King Troller with or without Console	
Length	16'2"	
Beam	78"	
Depth	35½"	
H.P.	80	
Weight	620	
Transom Width	70"	
Maximum Capacity	1400	
Transom Height	LS	
Bottom Gauge	.080	
Colors	Blue	



Resorters

Standards: (3) Bass Seats - (3) Floor Bases - (1) Stationary Pedestal (Drivers) - Raised Casting Platform - Glove Box - Lights - Large Livewell - Bilge Pump - Lockable Rod Storage - Large Storage Under Raised Platform
 Without Console - (2) Bass Seats - (2) Floor Bases - (1) Stationary Pedestal (Drivers)

Options: Windshield - Mooring Cover - Extra Seats - Seat Arms




Resorter available in Package Model.



Resorter without console

Model	15' Resorter w/console	15' Resorter w/o console
Length	15'5"	15'5"
Beam	72"	72"
Depth	32"	32"
H.P.	50	50
Weight	540	520
Transom Width	61¼"	61¼"
Maximum Capacity	1000	1000
Transom Height	LS	LS
Bottom Gauge	.070	.070
Colors	Blue	Blue



Resorter with console



Package Model

19' And 21' Titan Cuddy

Standards: Top & Boot - Bilge Pump - Vinyl Deck - Marine Carpet Floor - Removable Rear Jump Seats - Full Instrumentation - Interior Lighting - Port-Potti Space - Front Hatch - (2) 20 Gallon Gas Tanks - Bow Rails - Teak Glove Box - Grab Rail - (2) Bass Seats - Cupholders - (4) Cleats - Stern Rail with Ladder



Model	19' Titan Cuddy	21' Titan Cuddy
Length	19'4"	20'9"
Beam	87"	90"
Depth	42"	42"
H.P.	Std. 125	125
Weight	1235	1300
Transom Width	1/0	1/0
Maximum Capacity	1825	1900
Transom Height	1/0	1/0
Bottom Gauge	.100	.100
Colors	Blue	Blue



Spirit Fish And Ski



Standards: Sliding Doors - Bilge Pump - Livewell - (1) Sleeper Seat - Lockable Rod Box - (2) Bass Seats - Bow Storage Box - Bow Rails - Built-In 18 Gallon Gas Tank - Lights - (4) Cleats - Walk-Through Windshield - Carpeted Deck & Floor - Radio - Instrumentation

Options: Top & Boot - Mooring Cover - Side & Aft Curtains - Bow Cover



Model	16' Spirit Fish & Ski
Length	16'2"
Beam	76"
Depth	33½"
H.P.	90
Weight	665
Transom Width	70"
Maximum Capacity	1510
Transom Height	LS
Bottom Gauge	.080
Colors	Blue, Grey



168 And 140 Magnum

168 Magnum Standards: Port & Starboard Lockable Rod Storage - Raised Casting Platform - Lights - Livewell - (3) Floor Bases - (2) Bass Seats - (1) Stationary Pedestal (Stationary Pedestal is Drivers Seat) - (4) Cupholders - Storage Under Raised Platform - Glove Box - Marine Carpet - Trolling Motor Plug

168 Magnum Options: Extra Seats & Pedestals - Mooring Cover - Steering Console



140 Magnum Standards: Lockable Rod Storage - Raised Casting Platform - Lights - Livewell - Glove Box - Large Storage Area Under Raised Platform - (2) Bass Seats - (3) Floor Bases - (1) Stationary Pedestal - Marine Carpet

140 Magnum Options: Extra Seats & Pedestal - Mooring Cover - Steering Console

Model	168 Magnum	140 Magnum
Length	16'10"	14'5"
Beam	69¼"	67½"
Depth	33"	29¾"
H.P.	45	40
Weight	540	440
Transom Width	59"	59"
Maximum Capacity	1100	975
Transom Height	LS	LS/SS
Bottom Gauge	.064	.064
Colors	Blue	Blue



171 Lazer



Standards: (4) Bass Seats - (2) Floor Bases - Lockable Rod Storage - Built-In 23 Gallon Gas Tank - Deluxe Console with Full Instrumentation - Large Livewell with Divider - Raised Casting Platform Bow & Stern - Deluxe Trolling Motor Plug & Panel - Storage Forward of Console - Grab Bar for Passenger - Courtesy Lights - Marine Carpet

Options: Windshield & Mooring Cover



Model	171 Lazer
Length	17'1"
Beam	80"
Depth	32"
H.P.	115
Weight	790
Transom Width	73"
Maximum Capacity	1350
Transom Height	LS
Bottom Gauge	.080
Colors	Grey

Voyagers, Canadians, Sportsman, Johns



16' Voyager

14' Voyager



14' Canadian

12' Canadian

12' Sportsman

John Boat

Voyager Standards: (4) Aluminum Seats (16') - (3) Aluminum Seats (14') - Painted Exterior - Nonskid Interior - Bow & Stern Castings - Oarlocks

Canadian, Sportsman Standards: (3) Seats - Painted Exterior (Canadians Only) - Nonskid Interior - Bow & Stern Castings - Oarlocks

Johns specifications to be announced

See page 27 for canoe information.

Model	16' Voyager	14' Voyager	14' Canadian	12' Canadian	12' Sportsman
Length	16'5"	14'2"	13'10"	11'9"	11'9"
Beam	66"	63½"	58"	56"	52"
Depth	31"	30"	20"	20"	17"
H.P.	40	30	15	10	7.5
Weight	350	230	130	112	93
Transom Width	59"	56"	50½"	50½"	46½"
Maximum Capacity	1100	850	700	600	455
Transom Height	LS	LS/SS	SS	SS	SS
Bottom Gauge	.064	.064	.050	.050	.050
Colors	White	White	White	White	Plain

Big Fisherman And Bass Catcher

Big Fisherman Standards: Marine Carpet - Rod Holders - Raised Platform with Storage (16' Only) - (3) Lockable Storage Boxes (only (1) in 14') - Aerated Livewell (16' Only) - Hand Fill Livewell in 14' - Walk-Through Seating - Carpeted Rear Seat

Big Fisherman Options: Console w/Steering - Mooring Cover


Bass Catcher Standards: Livewell - Lights - Marine Carpet - Trolling Motor Plug - (2) Bass Seats - (3) Seat Locations - Front Bow Storage - Rear Bench Seat

Bass Catcher Options: Bass Seats - Mooring Cover



15' Bass Catcher

Model	16' Big Fisherman	14' Big Fisherman	15' Bass Catcher
Length	16'5"	14'2"	15'1"
Beam	67"	63½"	62"
Depth	31"	30"	18"
H.P.	40	35	25
Weight	420	285	400
Transom Width	59"	56"	60¼"
Maximum Capacity	1100	850	700
Transom Height	LS	LS/SS	SS
Bottom Gauge	.064	.064	.070
Colors	Grey	Grey	Grey



14' Big Fisherman

16' Big Fisherman

824 Pleasure Deck And Sport Classic

Pleasure Deck Standards: Special Deluxe Fence with Recess Access - Deluxe Console with Full Instrumentation - Double Barrel Chair - Deluxe Wheel - Radio with 2 Speakers - Table - Ice Chest - Deluxe Furniture - Built In 12 Gallon Gas Tank - (4) Gates - XL50 50 Year Floor Warranty (3/4" Floor) - 1 1/4" Anodized Rails - Lights - Bar - Storage Compartment - 22" Tubes (.080) - Right Hand Steering - Horn

Pleasure Deck Options: Mooring Cover - Seat Covers - Salt Water Package - Aluminum Top - Sun Deck

Sport Classic Standards: Deluxe Console with Full Instrumentation - Barrel Chair - 1 1/4" Anodized Rails - 12 Gallon Built in Tank - Deluxe Furniture - Flip Back Seat - Table - XL50 50 Year Floor Warranty (3/4" Floor) - Right Hand Steering - Lights - Deluxe Colored Top - (4) Gates - Deluxe Wheel - 22" Tubes (.080) - Horn - (2) Front Couches

Sport Classic Options: Mooring Cover - Seat Covers - Salt Water Package - Aluminum Top

*Weight 1425 with optional sun deck
*Furniture as pictured



Model	824 Pleasure Deck	824 Sport Classic
Length	24'	24'
Beam	8'	8'
Depth	N/A	N/A
H.P.	115	115
Weight	*1370	1280
Transom Width	N/A	N/A
Maximum Capacity	2500	2500
Transom Height	LS	LS
Bottom Gauge	Tube .080	Tube .080
Colors	Blue, Grey	Blue, Grey



824 Pleasure Deck with Sundeck

Fish King



Fish King Standards: Deluxe Console - Full Instrumentation - Lights - Double Barrel Chair - Deluxe Rear Couch - Livewell - 22" Tubes (.070) - Special XL50 50 Year Floor Warranty (3/4" Floor) - Deluxe Striping - Deluxe Steering Wheel - Cupholders - (2) Bass Seats - (2) Floor Bases - Color Top - (3) Gates - Flip Back Seat - Table - 1 1/4" Anodized Rails - Right Hand Steering - Radio - Horn

Fish King Options: Mooring Package - Salt Water Package - Seat Covers



Model	820 Fish King	824 Fish King
Length	20'	24'
Beam	8'	8'
Depth	N/A	N/A
H.P.	75	90
Weight	1190	1240
Transom Width	N/A	N/A
Maximum Capacity	1900	2500
Transom Height	LS	LS
Bottom Gauge	Tube .070	Tube .070
Colors	Blue, Grey	Blue, Grey

Neptunes

Neptune Standards: Marine Carpet - Barrel Chair - Lights - Deluxe Console with Instruments - Colored Top - 23" U-Shaped Tubes - Horn - Radio - (3) Gates - 1/4" Anodized Rails - Square Post Frame Top

Neptune Options: Cruising Package - Rear Couch, 2 Front Couches, Flip Back Seat - Table
 Fishing Package - Rear Couch, Livewell, (2) Bass Seats, (4) Floor Bases, Table and Cupholders, Flip Back Seat - Table

Deluxe Top & Mooring Cover - Fresh Water Use Only



Model	819 Neptune	823 Neptune
Length	19'	23'
Beam	8'	8'
Depth	N/A	N/A
H.P.	55	55
Weight	1170	1225
Transom Width	N/A	N/A
Maximum Capacity	1200	1500
Transom Height	LS	LS
Bottom Gauge	Tube .070	Tube .070
Colors	Burgundy	Burgundy



189 And 209 Regatta



189 Regatta Standards: 24 Gallon Built-In Gas Tank - (4) Cleats - Bow Rails - Top and Boot - Full Instrumentation - Self-Storing Top - Marine Carpet - Bilge Pump and Blower - Side Storage - In Floor Storage - Bow Storage - Walk-Through Windshield - Glove Box - Grab Rail - Running Lights - Bold Accent Striping - Full Swim Platform with Swing-Down Step - Ski Ring - Bow Cushions and Back Rests - (2) Sleeper seats - Rear Jump Seats - (4) Cup Holders

209 Regatta Standards: 30 Gallon Built-In Gas Tank - (4) Cleats - Bow Rails - Grab Rail - Top and Boot - Full Instrumentation - Self-Storing Top - Marine Carpet - Bilge Pump and Blower - Side Storage - In Floor Ski Storage - Bow Storage - Walk Through, Wrap-Around Windshield - Glove Box - Teak Steering Wheel - Running Lights - Bold Accent Striping - Full Swim Platform with Swing-Down Step - Ski Ring - Bow Cushions and Back Rests - Stereo with 4 Speakers - (2) Sleeper Seats - Rear Jump Seats - (1) Cupholder

* Dashes may be grey

Model	189 Regatta	209 Regatta
Length	18'8"	20'9"
Beam	90"	98"
Depth	34"	34"
H.P.	230	260
Weight	1400	1850
Transom Width	87"	95"
Maximum Capacity	1500	1700
Colors	Burgundy, Blue	Burgundy, Blue
People Capacity	8	8



250 And 220 Regatta, Alante I/O And OB

250 Regatta Standards: Marine Hardware - Captain's Seat - Passenger Double Lounge Seat - Full Rear Seat - Built-In Floor Gas Tank (65 gal.) - Storage Compartments - Complete Instrumentation - Speedometer - Tachometer - Oil Temperature - Trim - Fuel - Automatic Bilge Pump - Horn - Tinted Walk-Through Safety Glass Windshield With Side Vents - Cabin Windows - Front Cabin Windows - Draperies - Screened Hatch - Screened Portholes - Power Steering - Fiberglass Self Bailing Cockpit - Plush Carpeting in Cabin - Integrated Swim Platform with Ladder - Hydraulic Trim Tabs - Anti Slip Surface on Deck - Anchor Rope Locker - Full Camper Top with Screens - AM/FM Cassette HiFi Radio - (4) Speakers - Dual Battery Switch - Fiberglass Bow Pulpit - Cabin Lights - Reading Lights - Courtesy Lights - Fiberglass Toilet - Sink - Shower - Mirror - Pumpout with Holding Tank - Hanging Clothes Locker - Sink in Galley - Refrigerator - Alcohol Stove - Fresh Water System - Pressurized Water System - Electric Bilge Blower - Stainless Steel Railings - Fitting and Cleats - Color Coordinated Deck and Hull Striping - Sandwich Construction on Hull and Deck - Radar Arch - "L" Lounge Passenger Seat

220 Regatta Standards: Full Integrated Swim Platform - Sleeper Seats Built-In Floor Gas Tank (52 gal.) - Storage Compartments - Glove Compartment - Complete Instrumentation - Automatic Bilge Pump - Horn - Tinted Walk-Through Safety Glass Windshield with Side Vents - Power Steering - Drink Holders - Complete Convertible Top - Navigation Lights - Cabin Side Windows - AM/FM Stereo and Cassette

Radio - (2) Speakers - Ski Ring - Indirect Lighting with Reading Light - Insulated Ice Chest - Lockable Cabin Doors - Large Cabin Deck Hatch - Aluminum Bow Rail and Cleats - Bow Pulpit (Fiberglass or Teak) - Sandwich Construction on Hull and Deck

250 Regatta		220 Regatta		17' Alante	
Model		Model		I/O Sport	OB
Centerline Transom to Bow	22'6"	Centerline Length	21'3"	Length	16'8" 16'8"
Centerline w/Platform w/o Pulpit	24'6"	Beam	96"	Beam	90" 90"
Beam	102"	Depth Max. w/o Windshield	58"	Depth	40¼" 40¼"
Gross Weight	4500	Gross Weight	3000 lb.	H.P.	175 140
Fuel Capacity	65 gal.	Fuel Capacity	52 gal.	Weight	1200 1100
Fresh Water	15 gal.	Colors	Grey, Blue, Red	Transom Width	83" 83"
Holding Tank	15 gal.			Maximum Capacity	1565 1915
Cabin Headroom	6'2"			Transom Height	I/O LS
Sleeping Accommodations	5 people			Bottom Gauge	Fiber-glass Fiber-glass
Colors	Grey, Blue, Red			Colors	Blue, Red Blue, Red





Alante I/O Standards: Full Instrumentation - Deluxe Glove Box - Teak Swim Platform - Top - Windshield - Bow Rails - Lights - Bow Storage - Teak In Floor Storage - 25 Gallon Built-In Tank (30 Gallon in 19') - Lighted Toggle Switches - Bilge Pump - Lay Down Sleeper Seats - Marine Carpet

Alante OB Standards: Instrumentation - Deluxe Glove Box - Built-In 25 Gallon Gas Tank - Top - Teak In Floor Storage - Lay Down Sleeper Seats - Lights - Bow Rails - Windshield - Front Bow Storage - Deluxe Marine Carpet - Bilge Pump

Alante I/O and OB Options: Mooring Cover - Stereo - Sport Package (2 Highback Chairs and Rear Bench)



220 Regatta



250 Regatta



17' Alante



17' Alante Sport



Avanti I/O

Standards: Full Instrumentation - Deluxe High Back Chairs - Adjustable Teak Wheel - Deluxe Glove Box - Table - Courtesy Lights - Built-In 18 Gallon Gas Tank - Teak In Floor Storage (19' Only) - Ice Chest - Ski Tow Eye - Teak Swim Platform - Cupholders - Full Front Cushions - Bow Storage - Accent Lights - Smoked Glass Wind Screen - Lights - Bilge Pump - Deluxe Marine Carpet

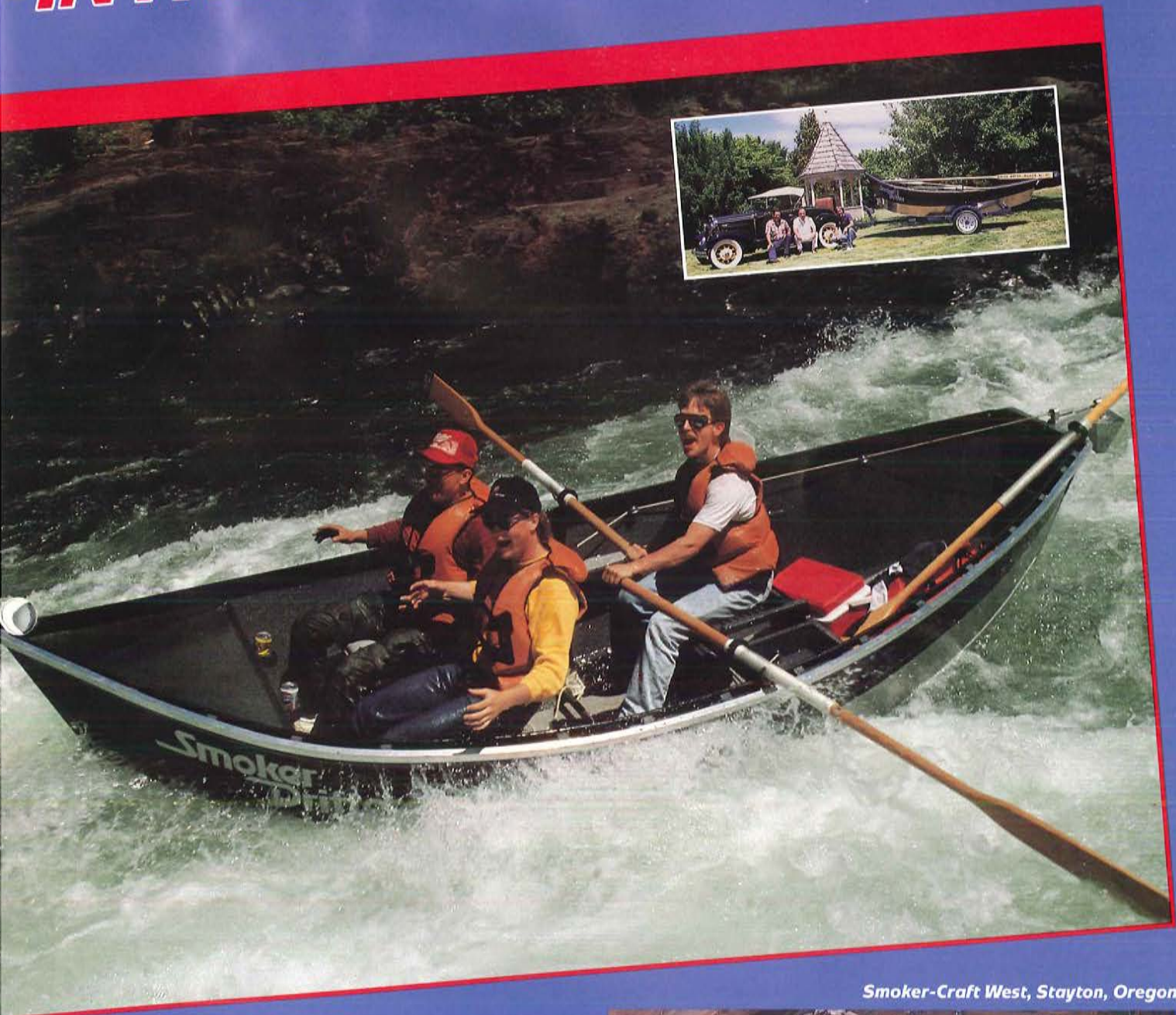
Options: Top - Stereo (4 Speakers) - Mooring Cover



Model	19' Avanti I/O	17' Avanti I/O
Length	18'7"	16'10"
Beam	94"	94"
Depth	29"	29"
H.P.	260	200
Weight	1733	1500
Transom Width	N/A	N/A
Maximum Capacity	1800	1450
Transom Height	I/O	I/O
Bottom Gauge	Fiberglass	Fiberglass
Colors	Blue, Grey, Red	Blue, Grey, Red



INTRODUCING SMOKERCRAFT WEST



Smoker-Craft West, Stayton, Oregon

The Smoker-Craft name stands for years of knowledge in building west coast area fishing boats that date back to 1964. Whether you're interested in Drift Boats, Riverboats or Alaskans, you're assured of a quality built craft designed and engineered to take on the rough waters. Each boat can be tailored to your specific needs with an outstanding array of options. Ask your Smoker-Craft dealer to help you put together the right combination for you.



16', 17' Pro-V And 18' Whitewater Riverboats

16', 17' ProV and 18' Standards: Twin Console with Walk-Through Windshield - Two Fixed-Pedestal Seats, Installed - Locking Glove Box - Raised Front Casting Platform - Watertight Hatch for Access to Storage Area - Watertight Front Console Storage - Built-In 21 Gallon Fuel Tank - Bow and Stern Lights - Bilge Pump - High-Grade Marine Vinyl - Welded Inner Gunnel Rail in Bow with Rubber - Gunnel Guard Installed - 16' and 18' Available with Center Console

17' ProV Additional Standards: Bow Rails - Adjustable Driver Seat on Slide Track - Raised Storage Front Deck - Built-In 29 Gallon Fuel Tank - In Floor Fish Box - (4) Rope Cleats - 3/16" Bottom
See your dealer for a complete list of options.

Model	16' Twin	17' Pro	18' Twin
Length	15'11"	17' Inboard 17'3" Outboard	18'
Beam	72"	87" top 68½" bottom	78½"
Depth	28"	22"	31"
Weight	570	880	750
Transom Width	78"	84½"	86"
Maximum Capacity	1300	1450	1450
Bottom Gauge	.100	.190	.125
Side Thickness	.100	.125	.100
Bottom Width	54½"	68½"	60½"
Gas Tank	21 gal.	29 gal.	21 gal.

.190 Bottom optional on 16' and 18' Riverboat



16' and 18' Engine Specifications:

16' Twin Console	90 HP Prop	115 HP Pump
Tiller Model	60 HP Prop	60 HP Pump
Center Console		
w/Rear Foam Boxes	90 HP Prop	115 HP Pump
18' Twin Console	140 HP Prop	200 HP Pump
Tiller Model	60 HP Prop	80 HP Pump
Center Console	140 HP Prop	200 HP Pump

17' Engine Specifications:

Outboard - 140 Horsepower
Inboard Jet - 4 Cyl., 181 Cu. In., 120 HP
Inboard Jet - V6 Cyl., 262 Cu. In., 205 HP



Alaskans



15' Alaskan

13' Alaskan (Split Seat)

17' Alaskan



15' with Jet Pump


Standards: Side Storage - Seat Boxes on Split Seats (13' and 15' only) - Front Deck on Split Seats (13' and 15' only) - Full Vinyl Covered Floor In Split Seats (13' and 15' Only) - (3) Full Aluminum Seats (Wood Grain on 17') - Front Bow Storage (17' only) - Vinyl Floor (17' Only) - Oarlocks - Front & Rear Castings - Drip Pan (17')

Options: Mooring Covers - Sun Tops - Split Seat (West Coast Only) - Complete Fisherman's Top (All Alaskans)


*Alaskan 13' and 15' available with either short shaft or long shaft transoms. 17' and 18' models available with long shaft transom only.

Model	12' Alask. Lite Std. Seat*	13' Alask. Split Seat	13' Alask. Std. Seat	15' Alask. Split Seat	15' Alask. Std. Seat	17' Alask. Std. Seat	18' Pro Alask.
Length	12'	12'11½"	12'11½"	14'11"	14'11"	16'10½"	17'10"
Beam	62"	65¾"	65¾"	68"	68"	72½"	74"
Depth	21½"	26"	26"	27"	27"	30"	25" (Side)
H.P.	15	15	15	35	35	50	80 (Max.)
Weight	140	260	190	310	220	460	625
Transom Width	51"	56¼"	56¼"	58¾"	58¾"	60½"	66"
Maximum Capacity	575	700	700	850	850	1330	1300 (Max.)
Bottom Ga.	.050	.064	.064	.064	.064	.080	.080

* Available in short shaft only



18' Pro Alaskan



Drift Boats

Standards: Adjustable Guides Rope Seat - Upper Front Deck - Lower Front Storage Shelf - Drain Plug - Inner Gunnel Rail (For 16' & 17' Only) - Foot Brace - Drain Plug - Adjustable and Lockable Front Seat Compartment - Welded Oarlock Blocks - Nylon Oarlock Bushings - Magnesium Bronze Oarlocks (1 pr.) - Raised Floor w/Marine Vinyl

See your dealer for a complete list of options.

*Motor well not available on 14'

16' and 17' are also available with Low Side

No drift boat is complete without Smoker's quality ash oars available 8' through 10'

Model	14' Standard	16' Standard	16' Wide-Guide	17' Wide-Guide
Length	13'11¼"	14'11"	14'11"	15'11"
Beam	68"	75"	78"	80"
Depth	24½"	25½"	25½"	27"
H.P.	7.5	7.5	7.5	7.5
Weight	210	275	295	310
Maximum Capacity	900	1050	1050	1300
Bottom Gauge	.100	.125	.125	.125
Side Gauge	.080	.100	.100	.100
Colors	Blue, Mercury Black, Green, Yamaha Blue, Johnson White, Fawn, Mariner Grey, Red, Brown			



Smoker Drifter

Canoes And Accessories




	16'	17'	15'
Model	Square Stern	Competitor	Competitor
Center Length	15'10"	17'	15'
Beam	39"	39"	38"
Bow Height	21½"	21½"	21½"
Center Height	12½"	12½"	12½"
Ribs	7'	5'	5'
Approx. Weight	78	80	74
Capacity	715	730	575
Keel	Deep T	WW	WW



The specifications of any Smoker-Craft boat are subject to change without notice. Information on the Smoker-Craft Warranty is available upon request. Please direct all inquiries to the Smoker-Craft corporate office.



Optional live wells available



Windshield accessories



Mooring covers available



Swivel seats with arms for fishing boats



Side steering console for most Smoker-Craft fishing boats



Pontoon furniture covers



Quality brand oars and paddles



Smoker-Craft jackets, shirts and hats



10-Year Limited Warranty

At Smoker-Craft quality and reliability are built into every boat we make. All of our aluminum boats are backed by a 10-year limited warranty. Most pontoons feature the XL50 50-year floor warranty. Over the past several years we have experienced tremendous growth. We know this would not have been possible without high quality products and satisfied customers. Keeping you satisfied will always be our highest priority.



Corporate Office:
Smoker-Craft
P.O. Box 65
New Paris, Indiana 46553
(219) 831-2103
Fax #: (219) 831-7003

Division Office:
Smoker-Craft West
P.O. Box 219
1075 Wilco Road
Stayton, Oregon 97383-0129
(503) 769-2996

Smoker-Craft South
P.O. Box 1267
LaGrange, Georgia 30241
(404) 882-1438

Please send inquiries to Smoker-Craft corporate office.

Dealer Imprint