


1998

# Smoker Craft &

# YAMAHA

We Got Together  
To Do It Better  
For You.




# SMOKER CRAFT & YAMAHA

## 192 Fazer All New For '92

For top performance, the best catch you can make is the 192 Fazer. Full instrumentation on custom-molded port and starboard consoles. Spacious livewells feature Intensive Fish Care Units

(ICUs), a Smoker Craft original. ICUs allow better air circulation, creating a fish-cleaning current that washes slime out of the overflow. This means cleaner water and healthier fish—great for catch-and-release programs. Plenty of standout features, plus one of the smoothest rides you'll find. The 192 Fazer shows why Smoker Craft is the leader in aluminum boats.



192 Fazer

**192 Fazer Standards:** Port & Starboard Bow Livewells (21 Gal. Each) with ICU Fish Care Unit • Bow Storage • In-Floor Storage with Tempres Hatch • Courtesy Lights • Deluxe Tackle Tray • Lockable Storage Port Console • Glove Box • 4 In-Floor Seat Bases • Rear Livewell (9 Gal.) with ICU Fish Care Unit • Battery Condition Check • Front Panel with Trolling Plug • Lockable Rod Storage Port & Starboard • 3 Bass Seats • Stationary Driver's Pedestal with Slider • Full Instrumentation • Radio with Antenna & 2 Speakers • Horn • Circuit Breakers • Built-In 30 Gal. Gas Tank • Rear Storage • 4 Cleats • Bilge Pump • Walk-Through Windshield • Top & Boot • Port & Starboard Custom-Molded Console.

**192 Fazer Options:** Side Curtain • Aft Curtain • Bow Cover • Walk-Through Curtain • Mooring Cover • Bow Cushions • Stern Cushion • Sleeper Seat.



192 Fazer

Model	Length	Beam	Depth	H.P.	Weight	Transom Width	Maximum Capacity	Transom Height	Bottom Gauge	Color
192 Fazer	18'10"	87"	42"	175	1100	84"	1955	LS	.100	Blue
172 Fazer	17'5"	80 1/2"	38"	115	910	74"	1350	LS	.080	Blue, Gray
171 Fazer	17'5"	80 1/2"	38"	115	850	74"	1350	LS	.080	Blue, Gray

# We Got Together To Do It Better For You.

## 172 & 171 Fazer Standards:

- 3 Bass Seats • 5 Floor Bases • Stationary Driver's Pedestal with Slider • Lockable Rod Storage with Rod Holders Port & Starboard • Lockable Rear Storage • Courtesy Lights • Deluxe Tackle Tray in Driver's Console • Deluxe Cup Holders • Front Trolling Motor Plug & Gauge Panel • Lights • Bilge Pump • 20 Gal. In-Floor Gas Tank • Easy Access Storage Compartment Port & Starboard • 4 Cleats • Lockable Storage Port Side Console • Marine Carpet • Walk-Through Windshield (172 Only) • Stern Port Minnow Well • Instrumentation • Glove Box (172 Only) • 42" Bow Livewells Port & Starboard with ICU Fish Care Units • Horn • Radio with Antenna & 2 Speakers • Circuit Breakers • Custom-Molded Console.



**172 & 171 Fazer Options:** Extra Seats & Pedestal • Fisherman's Top & Boot • Side, Aft & Bow Curtain • Mooring Cover • Bow Cushions.

These two Fazers provide everything but the fish. Loads of storage room, watertight built-in tackle tray, port and starboard lockable rod storage and movable seats are just some of the outstanding features that make the 172 and 171 Fazers fishing favorites. The generous livewells include the special ICU system for fresher water and cleaner fish. New for this year are custom-molded consoles. For fishing enjoyment, Fazer delivers.

# All New For '92 172 & 171 Fazer



172 Fazer

# SMOKER CRAFT & YAMAHA



# 162 & 161 Pro Magnum

**162 Pro Magnum Options:**  
 Extra Seats & Pedestals • Seat Arms • Mooring Cover • Top & Boot • Side, Aft & Forward Covers.



**162 Pro Magnum Standards:**  
 Carpeted Deck & Floor • Built-In 20 Gal. Gas Tank • Walk-Through Windshield • Front & Rear Tackle Trays • Bow Panel with Trolling Motor Plug • Dual Lockable Rod Storage Port & Starboard • 17 Gal. Bow & 13 Gal. Stern Livewells with ICU Fish Care Units • Courtesy Lights • Bilge Pump • Bow Storage • 4 Floor Bases • Stationary Pedestal with Slider • 3 Bass Seats • 4 Cleats • Lockable Rear Storage • Bow Storage • Radio with Antenna & 2 Speakers • Horn • Circuit Breakers • Custom-Molded Dashes with Full Instrumentation.

**161 Pro Magnum Standards:**  
 Carpeted Deck & Floor • Built-In 20 Gal. Gas Tank • 2 Built-In Tackle Trays • Bow Panel with Trolling Motor Plug • Dual Lockable Rod Storage Port & Starboard • Dual 17 Gal. Bow & 13 Gal. Stern Livewells with ICU Fish Care Unit • Courtesy Lights • Bilge Pump • Bow Storage • 4 Floor Bases • Stationary Pedestal with Slider • 3 Bass Seats • 4 Cleats • Lockable Rear Storage • Bow Storage • Radio with Antenna • Horn • Circuit Breakers • Custom-Molded Driver's Console with Full Instrumentation.

**161 Pro Magnum Options:**  
 Extra Seats & Pedestals • Mooring Cover • CS1 Sun Top • Windshield for Driver's Console • Seat Arms • Conversion Kit to make a 162 Pro Magnum.

Model	Length	Beam	Depth	H.P.	Weight	Transom Width	Maximum Capacity	Transom Height	Bottom Gauge	Color
162 Pro Magnum	16'5"	80"	38"	90	780	74"	1300	LS	.080	Blue, Gray
161 Pro Magnum	16'5"	80"	38"	90	720	74"	1300	LS	.080	Blue, Gray



# We Got Together To Do It Better For You.

All new for '92, the 162 and 161 Pro Magnum offer versatility and value. Full instrumentation, custom-molded dashes, ICU-equipped livewells, watertight tackle trays and lockable storage are just a start. On the water, it's easy to see why the Pro Magnums are the top guns.

The Stiletto is as sharp as its name. Room to move about, front platform with lockable storage, livewell with ICU, lockable rod storage and much more means the Stiletto gives you the fishing edge.



162 Stiletto

# 162 & 161 Stiletto



Smoker Craft's unique Intensive Fish Care Units (ICUs) create better air circulation and a fish-cleaning livewell current, producing fresher water and healthier fish. Ideal for catch-and-release programs.



161 Stiletto

#### 162 & 161 Stiletto Standards:

- 4 Fixed-Seat Floor Bases • 3 Bass Seats • Radio & 2 Speakers • Antenna • Built-In 20 Gal. Gas Tank • Lockable Large Bow Storage • Tackle Tray • 2 Courtesy Lights • Bow Panel with Trolling Plug • Lights • Large Bow Livewell with ICU Fish Care Unit • Rod Holder Port Side • Lockable Rod Storage Starboard • Horn • Bow & Stern Cleats • Bilge Pump • Bow & Stern Eyes • Custom-Molded Dash with Instrumentation.

#### 162 & 161 Stiletto Options:

- Extra Seats & Pedestals • Mooring Cover • CSI Sun Top • Windshield for Driver's Console • Seat Arms.

Model	Length	Beam	Depth	H.P.	Weight	Transom Width	Maximum Capacity	Transom Height	Bottom Gauge	Color
162 Stiletto	16'5"	80"	38"	90	775	74"	1300	LS	.080	Burgundy, Blue
161 Stiletto	16'5"	80"	38"	90	755	74"	1300	LS	.080	Burgundy, Blue

# SMOKER CRAFT & YAMAHA

Rule the water in a King Troller. Rod storage, lockable bow storage, 16-1/2 gallon livewell, built-in tackle tray, lots of open space—comfort and convenience at your command with the King Troller.



**16' King Troller Standards:**  
 Instrumentation (Console Only) • 18 Gal. Gas Tank • Lockable Rod Storage Port • Open Rod Storage Port & Starboard • Trolling Motor Plug • Bow Tackle Tray • 3 Bass Seats • 3 Floor Bases • Stationary Pedestal For Driver • Lockable Bow Storage Port & Starboard • Lights • Bilge Pump • Circuit Breakers • 16-1/2 Gal. Bow Livewell.

**16' King Troller Options:**  
 Windshield (Console Only) • Seats • Mooring Cover • CS1 Top • Seat Arms.

16' King Troller w/console




# 16' King Troller

Model	Length	Beam	Depth	H.P.	Weight	Transom Width	Maximum Capacity	Transom Height	Bottom Gauge	Color
16' King Troller w or w/o Console	16'2"	78"	35 1/2"	80	620	70"	1400	LS	.080	Blue



16' King Troller w/o console

# We Got Together To Do It Better For You.



15' Resorter w/o console

If you want a boat that's tough yet lightweight, has lots of fish-fighting room, lockable rod storage, raised casting platform, and a large livewell, but won't strain your budget, you'll want the 15' Resorter.

Available with or without a console, the Resorter delivers performance as well as value. Spend your get-away-from-it-all time in a Smoker Craft Resorter.

# 15' Resorter

### 15' Resorter w/Console

**Standards:** 3 Bass Seats • 3 Floor Bases • Stationary Driver's Pedestal • Raised Casting Platform • Glove Box • Lights • Large Livewell (18-1/2 Gal.) • Bilge Pump • Lockable Rod Storage • Raised Casting Platform with 7 Cu. Ft. Storage Below • Rear Storage • Circuit Breakers.

### 15' Resorter w/o Console

**Standards:** 2 Bass Seats • 2 Floor Bases • Stationary Driver's Pedestal • No Rear Compartment • Other Features Same As Console Version.

**15' Resorter Options:** Windshield • Mooring Cover • Extra Seats • Seat Arms.



15' Resorter w/console

Model	Length	Beam	Depth	H.P.	Weight	Transom Width	Maximum Capacity	Transom Height	Bottom Gauge	Color
15' Resorter w/Console	15'5"	72"	32"	50	540	61 <sup>1</sup> / <sub>4</sub> "	1000	LS	.070	Blue
15' Resorter w/o Console	15'5"	72"	32"	50	520	61 <sup>1</sup> / <sub>4</sub> "	1000	LS	.070	Blue

# SMOKER CRAFT & YAMAHA.

21' Titan Cuddy

Fun in a big way. The Titan Cuddy's built for any body of water, and the cabin lets you relax in the shade.

- 21' Titan Cuddy Standards:** Top & Boot • Full Camper Enclosure • Bilge Pump & Blower • Vinyl Deck • Marine Carpet Floor • Removable Rear Jump Seats • Full Instrumentation • Interior Lighting • Porti-Pott Space • Front Hatch • Dual 20 Gal. Gas Tanks • Bow Rails • Teak Glove Box • Grab Rail • 2 Bass Seats • Cupholders • 4 Cleats • Windshield


# 21' Titan Cuddy

The tranquillity of fishing, the thrill of skiing. You can enjoy them both if you're in the right spirit—the Spirit Fish and Ski.

- 16' Spirit Fish and Ski Standards:** Sliding Doors • Bilge Pump • Livewell • 1 Sleeper Seat • Lockable Rod Box • 2 Bass Seats • Bow Storage Box • Bow Rails •

- Built-In 18 Gal. Gas Tank • Lights • 4 Cleats • Walk-Through Windshield • Carpeted Deck & Floor • Radio • Instrumentation • Antenna • Horn.

- 16' Spirit Fish and Ski Options:** Top & Boot • Mooring Cover • Side & Aft Curtains • Bow Cover.



16' Spirit Fish & Ski

# Spirit Fish & Ski

Model	Length	Beam	Depth	H.P.	Weight	Transom Width	Maximum Capacity	Transom Height	Bottom Gauge	Color
21' Titan Cuddy	20'9"	90"	42"	125	1300	I/O	1900	I/O	.100	Burgundy
16' Spirit Fish & Ski	16'2"	76"	33 1/2"	90	665	70"	1510	L/S	.080	Blue, Burgundy



# We Got Together To Do It Better For You.



142 Magnum

Fish don't get a break with this Magnum pointed at them. With or without a console, this boat's features form a great cast.



**142 Magnum Standards:**  
 Mechanical Steering (Console Model)  
 • Raised Casting Platform with 4-1/2 Cu. Ft. Storage Below • 2 In-Floor Bases • Trolling Motor Plug • Bow & Stern Light • 7 Degree Swivel • Rod Holders • Livewell (14 Gal.) • 2 Bass Seats • Carpeted Rear Seat • Circuit Breakers • Front Deck • Lockable Storage Box • Marine Carpet.

**142 Magnum Options:** Mooring Cover • CS1 Sun Top • Windshield.

# 142 Magnum

Model	Length	Beam	Depth	H.P.	Weight	Transom Width	Maximum Capacity	Transom Height	Bottom Gauge	Color
142 Magnum w/ Console	14'2"	63 1/2"	30"	35	380	56"	850	LS	.064	Blue
142 Magnum w/o Console	14'2"	63 1/2"	30"	35	360	56"	850	LS	.064	Blue

# SMOKER CRAFT & YAMAHA.

# 168 & 140 Magnum

For a couple of good fishing spots, try the inside of these two Magnums. Lots of great features plus Smoker Craft's outstanding warranty. From front to back, you'll find traditional Smoker Craft value and practicality. The 168 and 140 Magnums are two "reel" serious boats.



**168 Magnum Standards:** Port & Starboard Lockable Rod Storage • Raised Casting Platform • Lights • 16-1/2 Gal. Livewell • 3 Floor Bases • 2 Bass Seats • 1 Stationary Pedestal (Stationary Pedestal is Driver's Seat) • 4 Cupholders • Storage Under Raised Platform • Glove Box • Marine Carpet • Trolling Motor Plug • Bilge Pump • Circuit Breakers.

**168 Magnum Options:** Extra Seats & Pedestals • Mooring Cover • Steering Console.

**140 Magnum Standards:** Lockable Rod Storage • Raised Casting Platform • Lights • 10-1/2 Gal. Livewell • Glove Box • Large Storage Area Under Raised Platform • 2 Bass Seats • 3 Floor Bases • 1 Stationary Pedestal • Marine Carpet • Bilge Pump • Trolling Motor Plug • Circuit Breakers.

**140 Magnum Options:** Extra Seats & Pedestal • Mooring Cover • Steering Console.


Model	Length	Beam	Depth	H.P.	Weight	Transom Width	Maximum Capacity	Transom Height	Bottom Gauge	Color
168 Magnum	16'10"	69 1/4"	33"	45	540	59"	1100	LS	.064	Blue
140 Magnum	14'5"	67 1/2"	29 3/4"	40	440	59"	975	LS/SS	.064	Blue



140 Magnum



168 Magnum

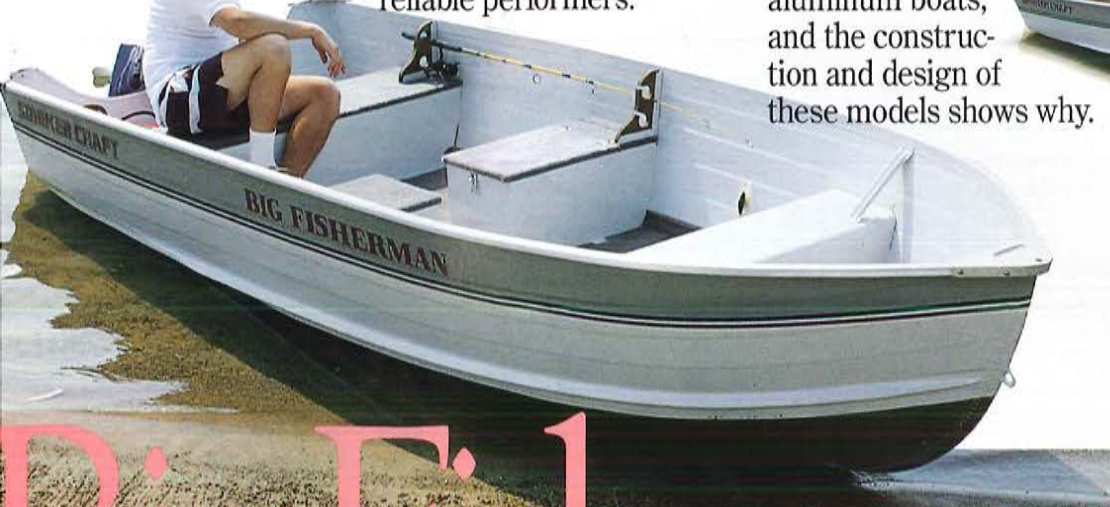


# We Got Together To Do It Better For You.

4' Big Fisherman

Economy and practicality are featured in these reliable performers.

Smoker Craft is renowned for its aluminum boats, and the construction and design of these models shows why.



16' Big Fisherman



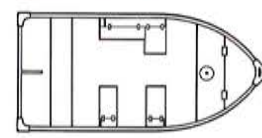
**16' & 14' Big Fisherman Standards:** Marine Carpet • Rod Holders • Raised Platform with Storage Boxes (only 1 in 14') • Aerated 16-1/2 Gal. Livewell (16' Only) • Hand Fill Livewell in 14' • Walk-Through Seating • Carpeted Rear Seat.

**16' & 14' Big Fisherman Options:** Console w/Steering • Mooring Cover.

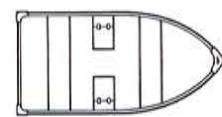
# Big Fisherman



15' Super Fisherman



16' Big Fisherman



14' Big Fisherman

# Super Fisherman

Model	Length	Beam	Depth	H.P.	Weight	Transom Width	Maximum Capacity	Transom Height	Bottom Gauge	Color
16' Big Fisherman	16'5"	67"	31"	40	420	59"	1100	LS	.064	Gray
14' Big Fisherman	14'2"	63 1/2"	30"	35	285	56"	850	LS/SS	.064	Gray
15' Super Fisherman	15'5"	72"	32"	40	340	61 1/4"	1100	LS	.070	-

**15' Super Fisherman Standards:** 4 Aluminum Seats • Oarlocks • Bow & Stern Castings • Non-Skid Interior • Painted Exterior.

# SMOKER CRAFT & YAMAHA.

Basic, no-frills fishing boats built just the way you like 'em. Easy to handle, lots of space and always dependable—all Smoker Craft trademarks.

## Voyager

**16' & 14' Voyager Standards:** 4 Aluminum Seats (16') • 3 Aluminum Seats (14') • Painted Exterior • Non-Skid Interior • Bow & Stern Castings • Oarlocks • Rod Holders • 3 Keels • Drain Under Ribs.



Wide bottoms, riveted construction and built Smoker Craft tough, the Sportsman and Canadians make it easy to find the fishing spots no one else can.

Model	Length	Beam	Depth	H.P.	Weight	Transom Width	Maximum Capacity	Transom Height	Bottom Gauge	Color
16' Voyager	16'5"	66"	31"	40	350	59"	1100	LS	.064	White
14' Voyager	14'2"	63 1/2"	30"	30	230	56"	850	LS/SS	.064	White
14' Canadian	13'10"	58"	20"	15	130	50 1/2"	700	SS	.050	White
12' Canadian	11'9"	56"	20"	10	112	50 1/2"	600	SS	.050	White
12' Sportsman	11'9"	52"	17"	7.5	93	46 1/2"	455	SS	.050	Plain



**14' & 12' Canadian, 12' Sportsman Standards:** 3 Seats • Painted Exterior (Canadians Only) • Non-Skid Interior • Bow & Stern Castings • Oarlocks.

# Canadian & Sportsman

12' Sportsman


12' Canadian

14' Canadian

# We Got Together To Do It Better For You.

# Canoes

Go exploring the Smoker Craft way with these sturdy, all aluminum canoes. Whether you're making an adventurous whitewater dash or floating serenely down a quiet stream, Smoker Craft canoes let you enjoy the water like nothing else can. Double end models come in 17' and 15' lengths, along with a 16' square stern.



Model	Length	Beam	Weight	Maximum Capacity	Center Height	Bow Height	Ribs	Keel
16' Square Stern	15'10"	39"	78	715	12 1/2"	21 1/2"	7'	Deep T
17' Competitor	17'	39"	80	730	12 1/2"	21 1/2"	5'	WW
15' Competitor	15'	38"	74	575	12 1/2"	21 1/2"	5'	WW

1672 Jon Boat

1472 Jon Boat

1457 Jon Boat



# Jon Boats

Model	Length	Beam	Depth	H.P.	Weight	Transom Width	Maximum Capacity	Bottom Gauge	Color
1672 Jon Boat	16'	72"	20"	45	N/A	68	900	.072	Green
1472 Jon Boat	14'	72"	20"	35	N/A	68	900	.072	Green
1457 Jon Boat	14'	57"	-	15	N/A	-	615	.070	Green

Secluded, hard-to-reach fishing spots are what Smoker Craft Jon Boats are made for. Wide, flat bottoms let you get off the beaten track and in close where the action is.

# SMOKER CRAFT & YAMAHA




15' Standard Alaskan



15' Split Seat Alaskan



13' Standard Alaskan



13' Split Seat Alaskan



The Smoker Craft 15' and 13' Alaskans offer a list of standards and options to please the most demanding fisherman, and are economical, hard-nosed performers.

**15' & 13' Alaskan Standards:** Front & Rear Castings w/Grab Handles • Bow Eye • 3 Aluminum Extra-Wide Bench Seats • Graystone Zolatone Interior Paint • Oarlocks • Drain Plug • Full Transom Board.

**15' & 13' Alaskan Options:** Side Steering Console • Fisherman's Top • Mooring Cover • Bow Mount Anchor Release with Rope Cleats.

**15' & 13' Alaskan Split Seat Standards:** Full Length Rod/Tackle Storage Trays • Front & Rear Castings with Grab Handles • Bow Eye • Lockable Side Storage/Seat Boxes • Vinyl-Covered Front Deck • Full Vinyl-Covered Floor • Split Seat • Rear Bench Seat with Plywood Between Aluminum & Foam for Easy Mounting of Optional Swivel Seat (15' Split Seat Only) • Room for Dual 6 Gal. Gas Tanks and Battery Box.

**15' & 13' Alaskan Split Seat Options:** Side Console • Center Stand-Up Steering Console (15' Split Seat Only) • Fisherman's Top • Mooring Cover • Bow Mount Anchor Release with Rope Cleats • Flip Back Swivel Seat.

**Colors:** Gray with Blue or Burgundy Accent Stripes.

# 15' & 13' Alaskan


**SMOKER CRAFT** West  
Made in Oregon

Model	Length	Beam	Depth	H.P.	Weight	Transom Width	Maximum Capacity	Bottom Gauge	Boat Width
15' Standard & Split Seat Alaskan	14'11"	68"	27"	35 SS/LS	220/310 (SS)	58 <sup>3</sup> / <sub>4</sub> "	850	.064	50"
13' Standard & Split Seat Alaskan	12'11 <sup>1</sup> / <sub>2</sub> "	65 <sup>3</sup> / <sub>4</sub> "	26"	25 SS/LS	190/260 (SS)	56 <sup>1</sup> / <sub>4</sub> "	700	.064	50"

# We Got Together To Do It Better For You.



Meet the roughest, toughest boats around. Built by fishermen for fishermen, Smoker Craft's Western boats can handle any kind of water, weather or fish you might run into.



**SMOKER CRAFT** West  
Made in Oregon

# 18' & 15' Pro Alaskan

**18' Pro Alaskan Standards:** Vinyl-Covered Clipper Bow • Lockable Access Door to Storage Under Covered Bow Deck • Raised Front Casting Platform with Lockable Storage Underneath • Full Vinyl-Covered Floors • Full-Length Lockable Rod Storage • Large Lockable Side Storage Box • Large Lockable Fish Box with Drain • 2 Locking Rear Gas Tank Storage Boxes • Full Splash Well • Large Rear Corner Caps for Downriggers.

**18' Pro Alaskan Options:** Stand-Up Center Console Steering • Console Seat Storage Box • Swivel Seats • Rod Holders • Bow Rails • Bow Mount Anchor Release with Rope Cleats • Fisherman's Top • Mooring Cover.

**Colors:** Gray with Blue, Burgundy or Graphite Stripes.

**15' Pro Alaskan Standards:** Built-in 12 Gal. Gas Tank • Rear Splash Pan • 2 Large Lockable Side Storage Seat Boxes • Raised Casting Platform with Storage Below • Vinyl-Covered Front Deck with Support for Electric Trolling Motor or Bow Mount Anchor Release • Locking Storage Compartment Under Front Deck • Vinyl-Covered XL10 Pressure Treated Plywood Floor • Fixed Pedestal with Bass Seat for Driver.




**15' Pro Alaskan Options:** Port and Starboard Lockable Rear Seat Storage Boxes • Portside Console with Locking Glove Box • Windshield Port & Starboard • Swivel Seats • Fisherman's Top • Bow Mount Anchor Release • Starboard Side Steering Console • Bow Rails • Mooring Cover.

**Colors:** Gray with Blue, Burgundy or Graphite Stripes.

Model	Length	Beam	Depth	H.P.	Weight	Transom Width	Maximum Capacity	Transom Height	Bottom Gauge
18' Pro Alaskan	17'10"	74"	36"	80 LS	700	66"	1300	-	.080
15' Pro Alaskan	15'5"	72"	32"	50	520	61 1/4"	1000	LS	.070

# SMOKER CRAFT & YAMAHA.



**SMOKER CRAFT** West  
Made in Oregon

# 19' & 17' Pro-V Alaskan



**19' & 17' Pro-V Alaskan Standards:** All-Welded Interlocking Construction • Twin Console • Tinted Glass Walk-Through Windshield • Full Instrumentation Driver's Console • Full Locking Compartment on Passenger Console • Raised Front Casting Platform with Watertight Access Hatch to Dry Storage • Bow Rails • Bow & Stern Lights • Bilge Pump • 2 High Back Swivel Seats on Pedestal (Driver's Seat Adjustable) • High-Grade Marine Vinyl Floor • Built-In Fish Box • 2 Bow Cleats •

2 Stern Cleats • High-Grade Marine Carpet on Side Panels • 2 Full-Length Rod Storage Trays.

See your nearest dealer for the complete list of options that include: Sun Tops to Full Camper Enclosures • Windshield Wipers • Laydown Seats • Much, Much More.

**Colors:**  
Exterior: Gray with Blue, Burgundy or Graphite Decals and Stripes.  
Interior: Gray Stone Zolatone.



Model	Length	Beam	Depth	H.P.	Weight	Transom Width	Maximum Capacity	Bottom Gauge	Side Gauge	Bottom Width	Gal.
19' Pro-V Alaskan I/O	19'	87"	32"	V-8 215	2330	84 $\frac{1}{2}$ "	1800	.190	.125	68 $\frac{1}{2}$ "	26 Gal.
19' Pro-V Alaskan O/B	19'4"	87"	32"	200	1500	84 $\frac{1}{2}$ "	1800	.190	.125	68 $\frac{1}{2}$ "	26 Gal.
17' Pro-V Alaskan I/O	17'	87"	32"	V-6 205	2050	84 $\frac{1}{2}$ "	1450	.190	.125	68 $\frac{1}{2}$ "	26 Gal.
17' Pro-V Alaskan O/B	17'3"	87"	32"	200	1300	84 $\frac{1}{2}$ "	1450	.190	.125	68 $\frac{1}{2}$ "	26 Gal.



# We Got Together To Do It Better For You.

**Drift Boat Standards:** All-Welded Interlocking Construction • Upper Front Deck • Lower Front Storage Shelf • Foot Brace • Large Adjustable Front Seat Compartment (Lockable) • Adjustable Guide's Rowing Seat • Welded Oarlock Blocks with Nylon Bushings • 2 Magnesium Bronze Oarlocks • High Grade Marine Vinyl Floor • Drain Plug • Large Side Tackle Trays • Welded Inner Gunnel Rail (not Standard on Economy Models).




# Drift Boats

**SMOKER CRAFT West**  
Made in Oregon

**Drift Boat Options:** See your nearest Smoker Craft dealer for a complete list of options that include: Lockable Front Storage to Removable Rear Compartments, from Lockable Side Tackle Boxes to Anchor Releases.

**Colors:**  
Exterior: Blue, Red, Silver/Gray, Black, White or Green.  
Interior: Gray Stone Zolatone

Model	Length	Beam	Depth	H.P.	Weight	Maximum Capacity	Bottom Gauge	Side Gauge	Bottom Width
17 x 54	15'11"	80"	27"	7.5	310	1300	.125	.100	54"
16 x 54	14'11"	78"	25 1/2"	7.5	295	1050	.125	.100	54"
16 x 48	14'11"	75"	25 1/2"	7.5	275	1050	.125	.100	48"
16 x 48 Economy	14'11"	75"	25 1/2"	7.5	245	1050	.100	.080	48"
14 x 48 Economy	13'11 1/4"	68"	24 1/2"	7.5	210	900	.100	.080	48"



16' Whitewater Riverboat



**18' & 16' Whitewater Riverboat Standards:** All-Welded Interlocking Construction • Built-in 26 Gal. Gas Tank • Raised Front Casting Platform • Watertight Hatch for Access to Storage Area • High-Grade Marine Vinyl Over XL10 Pressure Treated Plywood Floor • Full-Length Welded Gunnel Combing • Full-Length Rod Storage Trays.

**Additional Twin Console Standards:** Tinted Glass Walk-Through Windshield • 2 High Back Swivel Seats on Pedestals • Locking Glove Box • Bow & Stern Lights • Bilge Pump • Splash Well.

Riverboats are also available in Center Console or Tiller Models.

Ask your dealer for the full list of options to fill your needs.

**Colors:**  
Exterior: Gray with Blue, Burgundy or Graphite Decals and Stripes.  
Interior: Gray Stone Zolatone

# Whitewater Riverboats

**SMOKER CRAFT West**  
Made in Oregon

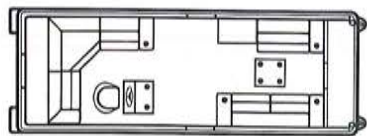
Model	Length	Beam	Depth	H.P.	Weight	Transom Width	Maximum Capacity	Bottom Gauge	Side Gauge	Bottom Width
18' Whitewater Riverboat	18'2 1/2"	94"	33 1/2"	140/200J	N/A	N/A	N/A	.125	.125	68 1/2"
16' Whitewater Riverboat	16'2 1/2"	83 1/2"	31 1/2"	80/115J	N/A	N/A	N/A	.125	.125	60 3/4"

# SMOKER CRAFT & YAMAHA.

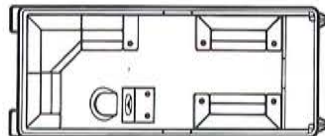


824 Flagship

## 824 & 820 Flagship



824 Flagship



820 Flagship

**824 Flagship Standards:** Full Seating-Full Rear Bench Seat with Wrap-Around Corners • 46" Side Bench Seat with Arm Rests • Entertainment Center with Ice Box • Deluxe Helm with Instrumentation • Barrel Helm Seat • Bench Seats Forward with Arm Rests • Aft Sun Lounge • 24 Gal. Gas Tank • 1-1/4" Anodized Rails • 22" Tubes • Cocktail Table • AM/FM Cassette Radio • XL50 50-Year Floor Warranty (3/4" Floor) • Horn • Buggy Top • Stainless Steel Hardware • 3 Gates • Custom Side Graphics • Prefixx Vinyl • Deluxe Marine Carpet • Fire Extinguisher • Wolmanized Plywood in all Seat Frames.

**824 Flagship Options:** Sony Stereo with 4 Sony Speakers.

**820 Flagship Standards:** Full Seating-Full Rear Bench Seat with Wrap-Around Corners • 46" Side Bench Seat with Arm Rest • 2-46" Forward Bench Seats with Arm Rests • Barrel Helm Seat • Deluxe Helm with Instrumentation • 12 Gal. Gas Tank • 1-1/4" Anodized Rails • 22" Tubes • AM/FM Cassette Radio • XL50 50-Year Floor Warranty (3/4" Floor) • Horn • Buggy Top • Stainless Steel Hardware • 3 Gates • Custom Side Graphics • Prefixx Vinyl • Deluxe Marine Carpet • Fire Extinguisher • Wolmanized Plywood in all Seat Frames.

**820 Flagship Options:** 2 Barrel Chairs & Table • Sony Stereo with 4 Sony Speakers.

Model	Length	Beam	H.P.	Weight	Maximum Capacity	Transom Height	Tube Gauge	Color
824 Flagship	24'	8'	115	1700	2500	LS	.080	Teal/Gray Blue/Gray
820 Flagship	20'	8'	75	1320	1900	LS	.080	Teal/Gray Blue/Gray

# We Got Together To Do It Better For You.

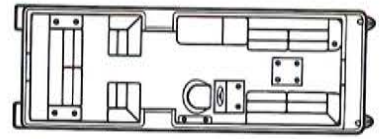


824 Pleasure Deck



**824 Pleasure Deck with Sundeck Standards:** Special Deluxe Fence with Recess Access • Deluxe Console with Full Instrumentation • Double Barrel Chair • Deluxe Wheel • Radio with 2 Speakers • Table • Bar with Ice Chest • Deluxe Furniture • Built-In 24 Gal. Gas Tank • 3 Gates • XL50 50-Year Floor Warranty (3/4" Floor) • 1-1/4" Anodized Rails • Lights • Storage Compartment • 22" Tubes • Right-Hand Steering • Horn • Sundeck Seating • Alpha Carpet.

**824 Pleasure Deck Options:** Mooring Cover • Seat Covers • Aluminum Top



824 Pleasure Deck

# 824 Pleasure Deck

Model	Length	Beam	Depth	H.P.	Weight	Transom Width	Maximum Capacity	Transom Height	Tube Gauge	Colors
824 Pleasure Deck	24'	8'	N/A	115	1475	N/A	2500	LS	.080	Blue, Jade, Hot Tropic

# SMOKER CRAFT & YAMAHA.



820 Fish King II

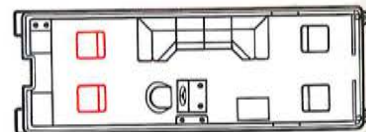
# Fish King II <sup>824 & 820</sup>

The Fish King II defines "a relaxing day of fishing." Swivel bass seats and livewells for fishing, deluxe lounge seating and a barrel chair for taking it easy, pontoon-style. Get the royal treatment with the Fish King II.

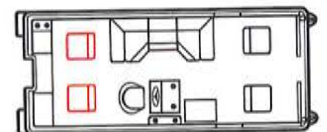
**824 & 820 Fish King II Standards:** Deluxe Console • Full Instrumentation • Lights • Barrel Chair • Bow & Stern Livewells • 22" Tubes • Special XL50 50-Year Floor Warranty (3/4" Floor) • Deluxe Striping • Deluxe Steering Wheel • Cupholders • 2 Bass Seats • 4 Floor Bases • Square Post Frame Top •

3 Gates • 1-1/4" Anodized Rails • Right-Hand Steering • Radio • Horn • Built-In 12 Gal. Gas Tank • Deluxe Lounge-Around Portside Seating.

**824 & 820 Fish King II Options:** Mooring Package • Salt Water Package • Seat Covers • Table • Extra Bass Seats. (Options in Red)



824 Fish King II



820 Fish King II

Model	Length	Beam	Depth	H.P.	Weight	Transom Width	Maximum Capacity	Transom Height	Tube Gauge	Colors
824 Fish King II	24'	8'	N/A	115	1310	N/A	2500	LS	.070	Blue, Burg., Jade, Hot Tropic
820 Fish King II	20'	8'	N/A	75	1190	N/A	1900	LS	.070	Blue, Burg., Jade, Hot Tropic

We Got Together To Do It Better For You.

# 824 & 820 Neptune



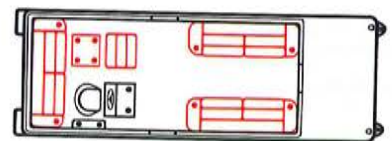
824 Neptune, Cruising Package



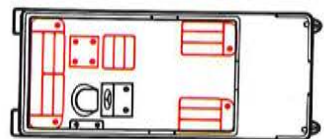
820 Neptune, Fishing Package

**824 & 820 Neptune Standards:**  
 Marine Carpet • Barrel Chair • Lights • Deluxe Console with Instruments • 22" Tubes • Horn • Radio • 3 Gates • 1-1/4" Anodized Rails • Circuit Breakers • Courtesy Light on Console • Square Post Frame Top • XL50 Floor Warranty.

**824 & 820 Neptune Options:**  
 Deluxe Top & Mooring Cover • Furniture Covers • Boarding Ladder. (Options in Red)  
**Cruising Package** - Rear Unit • 2 Front Units • Flip Back Seat • Table.  
**Fishing Package** - Rear Unit • 2 Bass Seats • 2 Floor Bases • Table and Cupholders • Flip Back Seat with Livewell.



824 Neptune



820 Neptune

Model	Length	Beam	Depth	H.P.	Weight	Transom Width	Maximum Capacity	Transom Height	Tube Gauge	Colors
824 Neptune	24'	8'	N/A	90	1225	N/A	1500	LS	.070	Blue, Burg., Jade
820 Neptune	20'	8'	N/A	70	1170	N/A	1200	LS	.070	Blue, Burg., Jade

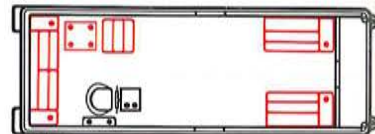
# SMOKER CRAFT & YAMAHA.

## 824, 821 & 817 Sun Sport

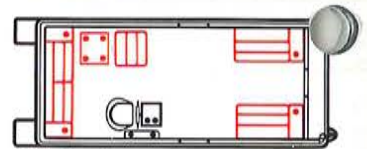


**824, 821 & 817 Sun Sport Standards:** Steering Console • High Pile Marine Carpeting • Anodized 1-1/4" Rail • Accent Striping • Running Lights • Battery Tray • XL50 Floor Warranty • Etched Pontoon Tubes • 3 Gates • High Fence with Striping • Surrey Top • Captain's Chair • 19" Tubes • 2 Cup Holders.

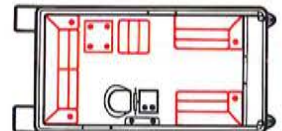
**824, 821 & 817 Sun Sport Options:** Furniture Covers • Mooring Cover • Boarding Ladder • Adjustable Transom-Max. HP 35. (Options in Red)  
**Cruising Package -** 1 Large Rear Bench Seat • 2 Front Bench Seats • Flip-Back Storage Box • Table.  
**Fishing Package -** Bow Rails • 2 Removable Bass Seats • Livewell • Rear Bench Seat • Rod Holders • Table.



824 Sun Sport



821 Sun Sport

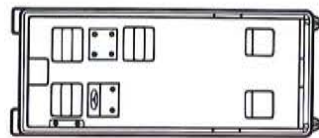


817 Sun Sport

Model	Length	Beam	Depth	H.P.	Weight	Transom Width	Maximum Capacity	Transom Height	Tube Gauge	Colors
824 Sun Sport	24'	8'	N/A	55	N/A	N/A	1800	LS	.070	Blue, Burgundy
821 Sun Sport	21'	8'	N/A	50	N/A	N/A	1600	LS	.070	Blue, Burgundy
817 Sun Sport	17'	8'	N/A	35	N/A	N/A	1175	LS	.070	Blue, Burgundy
820 Fisherman	20'	8'	N/A	75	N/A	N/A	1900	LS	.070	Blue, Burgundy

**820 Fisherman Standards:** Deluxe Console • Full Instrumentation • Lights • 4 Livewells • 22" Tubes • Special XL50 50-Year Floor Warranty (3/4" Floor) • Deluxe Striping • Deluxe Steering Wheel • Cupholders • 2 Swivel Bass Seats • Top • 3 Gates • 1-1/4" Anodized Rails • Right-Hand Steering • Radio • Horn • Built-In 12 Gal. Gas Tank • 3 Flip Seats • Buggy Top • Tackle Tray • Table.

**820 Fisherman Options:** Mooring Package • Salt Water Package • Seat Covers.



820 Fisherman



820 Fisherman

# 820 Fisherman

# We Got Together To Do It Better For You.

## Family.

That's what it all seems to come down to. We grow up learning from the generations before us, and the cycle continues with our own children.

We draw strength from our families, and they provide us with the special memories that so enrich our lives.

and we're staying that way. For over 25 years, our boats have been recognized by fishermen and other boating enthusiasts as some of the best around, both in superb quality and value.

Smoker Craft floor plans are designed with the fisherman in mind. There's plenty of room to move around, so important no matter what kind of fishing you do. Practical and valuable storage space is everywhere

exceed federal requirements. Each boat is leak tested. Most important of all, we back them with a 10-year limited hull warranty that assures peace of mind.

Our striving for excellence and reliability extends to our great line of pontoon boats as well. Whether fishing or enjoying a relaxing day on the water with your family, Smoker Craft pontoons provide all the amenities you need.

Sundecks, canopies, lounge seating, livewells, bass seats and built-in coolers are just some of the welcome standard features found on our pontoons.

Smoker Craft is successful because we care about families. We're owned by a hands-on family. And our boats are made with other families in mind, so that you can share in and create those special moments so important to us all.

Like fishing with your grandfather. That's something we know a lot about. You see, the boy who's happily reeling one in is Tim Smoker, the son of our Vice President, Doug Smoker. And the grandfather looking on so proudly is our company founder, Barney Smoker. Moments like these are just as special to our family as they are to yours, because to us, families are everything.

Like fishing with your grandfather.

Together, in the early morning calm, there's a feeling of serenity and contentment that stays with us the rest of our lives. And brings a smile to our face whenever we think of it.

Smoker Craft understands that feeling very well. At the heart of it all, that feeling is what we're all about. We started as an independent, family-owned company,

That's because the Smoker family name is on each boat, and we're not interested in putting our name on something we can't be proud of. The most important item we put in our boats is integrity.

We've been successful at making top caliber aluminum fishing boats because we love to fish as much as you do. So we know what goes into making a first class boat.

you need it. Our deep "V" hulls mean a smooth, dry ride over any kind of water, and the riveted construction provides extra strength.

The livewells are some of the largest around, including some with Smoker Craft's unique Intensive Fish Care Units (ICUs).

And Smoker Craft boats are a practical value for another good reason—they're safe. Our stringent level flotation tests meet or

UM

SMOKER CRAFT

25 YAMAHA

# SMOKER CRAFT & YAMAHA.

We Got  
Together  
To Do It  
Better For  
You.

As an independent, family-owned company, Smoker Craft takes great pride in building boats of unsurpassed quality and value, and in being recognized as an industry leader.

So we've teamed up with a motor company that works just as hard as we do at making its product the best—Yamaha. With an exciting new program called "PrePaired Performance," Yamaha and Smoker Craft deliver a boating package



Best In Class.

that guarantees top performance and satisfaction.

Why Yamaha?

Because of outstanding features like maintenance-free CD ignition, Precision Blend® oil injection, a five-

step paint process for corrosion protection, loop charging for added fuel efficiency and stainless steel props. And best of all, Yamaha's famous, worry-free two-year limited warranty.

With our PrePaired Performance program, you're assured of getting the best. Smoker Craft and Yamaha—we got together to do it better for you.

#### 10 Year Limited Warranty

At Smoker Craft, quality and reliability are built into every boat we make. All of our aluminum boats are backed by a 10-year limited warranty. Pontoons feature the XL50 50-year floor warranty. Over the past several years we have experienced tremendous growth. We know this would not have been possible without high quality products and satisfied customers. Keeping you satisfied will always be our highest priority.

Please send inquiries to Smoker Craft corporate office.

The Specifications of any Smoker Craft boat are subject to change without notice. Information on the Smoker Craft Warranty is available upon request. Please direct all inquiries to the Smoker Craft corporate office.

#### Accessories

Smoker Craft offers a wide range of accessories which add function and versatility. Livewells, windshield accessories, side steering consoles and swivel seats with arms are fishing boat accessories available separately. Mooring covers, pontoon furniture covers, oars and paddles are other selections available. Don't forget Smoker Craft jackets, shirts and hats to complete your outdoor wardrobe.

#### Corporate Office:

Smoker Craft  
P.O. Box 65  
New Paris, Indiana 46553  
(219) 831-2103  
Fax #: (219) 831-7003

#### Division Offices:

Smoker Craft West  
P.O. Box 219  
Stayton, Oregon 97383-0129  
(503) 769-2996  
Fax #: (503) 769-5835

Smoker Craft South  
P.O. Box 1267  
LaGrange, Georgia 30241  
(404) 882-1438  
Fax #: (404) 882-9562

**SMOKER CRAFT**