

*SMOKER CRAFT*  
**FISHING BOATS**

*2000*





Creating a great work of art is a challenging process. It takes years of experience, hard work, complete dedication to your craft, and an endless desire for perfection.

Just like paintings or sculptures, family boat building is an art that's been revised and refined through the centuries. Each generation has improved upon what they learned from the previous generation, then passed the knowledge on to the next, a cycle that continues to this day. While it's not our style to claim we build masterpieces, we do know how to create a work of boating art that's just right for you and your family.

For example, just as every creation needs a foundation, ours starts with our seamless, .100-gauge one-piece bottom, which forms the basis of your boat's incredible strength and superb hull integrity. Tremendous lateral strength and rigidity come from our rock-solid rib structure, which features .100-gauge, hand-fitted ribs on approximately 10-inch centers. With up to eight additional hat-shaped ribs backing up our powerful hull, your Smoker Craft will handle the roughest waters with ease.



Rib Construction


We build our floors with specially treated plywood that won't warp or rot, with a lifetime warranty giving you years of maintenance-free enjoyment.



Plywood Floor

Underneath, we fill every cavity with poured-in, gasoline-resistant urethane foam for maximum buoyancy, solid floor support and strength. The foam also deadens sound, eliminating creaky floors that might scare away the fish.

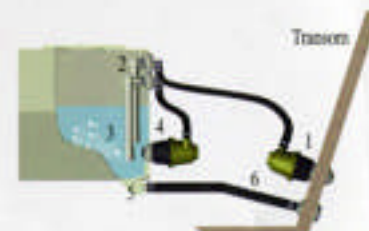
# The Art of Family



Hydra-Lift Hull


All artists produce a distinctive look; ours is the Hydra-Lift hull. With its specialized reverse chine design keeping the bow down when you accelerate, the Hydra-Lift hull will get you out of the hole quicker, on plane faster and give you more precise trim control. It also gives you superb handling ability, and combines with our five-keel construction for a boat with immense strength and outstanding performance.

We also apply the right touches inside your Smoker Craft, like the fish-friendly Flow Rite livewell system. The fill pump (1) draws in water, pumping it into the livewell so it circulates at the bottom of the tank. An air hole in the top of the fill pipe (2) lets air mix with the water, creating the aeration necessary to keep the fish alive (3). The fill pump can be operated manually or on a timer, with extra water draining out of an overflow on the side of the boat. A separate recirculating pump (4) works in a continuous loop to keep aerated water moving in the livewell, even while heading back to the weigh-in or trailering. For easy cleaning, the livewell has a bottom drain (5), and the drain hose runs through the transom (6), not the floor.



Aerated Livewell

# Boat Building



Lighted Livewell

In addition to their large openings and space-saving bi-fold doors, the lighted rod boxes make finding your rod much easier when night fishing. The spacious, aerated livewells come with timers, recirculating pumps and convenient control switches for easy operation, while the foam-backed lids provide superb insulation. And with the built-in light, you won't have to worry about losing your catch in the dark.



Lighted Rod Storage

While paintings usually cover a canvas, our canvas covers you. A fisherman's top, complete curtain package and bow cover are available for most models. Whether you want to keep out the sun or the rain, the top and



Fisherman's Top

curtains go up quickly and easily. The curtains zip open or shut, so you can let a cool breeze blow in or keep the rain out. The top comes with a boot for storage, and the bow cover keeps debris from littering your bow.




While boat building has changed dramatically over time, one thing has remained constant in those who've made it an art form: their passion for what they do. It's a passion that inspires each succeeding generation to create its own contributions and knowledge. And that's something we know a great deal about, because family boat building is not simply a business for us; it's our passion as well. Like the two generations you see here: company founder Barney Smoker sharing some design insights with his grandson, Tim, son of our vice president, Doug Smoker.

Just as artists sign their work, you'll see our name on every one of our boats. We're proud of the boats we build for you and your family, and since our family name is on each one, we work harder to make sure they're built right. We want you to appreciate and enjoy what we've created for you, so that you can use it as your own canvas to create family memories that you'll treasure for many years to come.


**MERCURY**  
The Water Calls

# Millentia

Smoker Craft rockets into the next millennium with the all-new Millentia Series.



17' Millentia DC



Fishing tip: Use the lightest possible tackle that will keep your bait on the bottom.

## Millentia

	19' DC	17' DC	17' SC	16' DC	16' SC
Center Length	186"	172"	172"	160"	160"
Beam	96"	91"	91"	87"	87"
Depth	NA	36"	36"	36"	36"
Interior Depth	27"	24"	24"	23"	23"
Maximum H.P.	175*	125	125	75	75
Weight	1380	1260	1170	740	710
Weight Capacity	1750	1400	1400	1400	1400
Maximum Persons	8	5	5	5	5
Transom Width	90"	88"	88"	82 1/2"	82 1/2"
Transom Height	1.5	1.5	1.5	1.5	1.5
Bottom Gauge	1.25	0.80	0.80	0.80	0.80
Side Gauge	0.86	0.70	0.70	0.70	0.70

\*All boats using greater than 125 H.P. outboards should have dual or hydraulic steering.



17' Millentia DC

# Future

This feature-packed series includes new graphics and colors, plus wider beams and bottoms.



16' Millentia DC



16' Millentia SC



16' Millentia SC

Millentia Dry Storage (left)  
and Rod Storage



Sleek and powerful, the Millentias are ready for a new century of fishing excitement.

# Fazer Ultima Pro Mag



Fishing tip: Instead of using your fish/depth finder to locate fish, use it to locate structure they inhabit.


## Aluminum Fishing Boats

	192 Fazer	182 Ultima	162 Pro Mag	161 Pro Mag
Center Length	18'10"	17'8"	16'5"	16'5"
Beam	87"	91"	84"	84"
Depth	42"	39"	34"	34"
Interior Depth	28"	25"	23"	23"
Maximum H.P.	175*	150*	90	90
Weight	1375	1080	960	920
Weight Capacity	1955	1400	1300	1300
Maximum Persons	8	6	5	5
Transom Width	84"	89"	74"	74"
Transom Height	1.5	1.5	1.5	1.5
Bottom Gauge	.100	.100	.080	.080
Side Gauge	.086	.080	.076	.076

\*All boats using greater than 125 H.P. outboards should have dual or hydraulic steering.



192 Fazer



162 Pro Mag

**MERCURY**  
The Water Calls

# Leader



182 Ultima Livewell (left)  
and 182 Ultima Console



182 Ultima



162 Pro Mag Bow Rod Storage (left), 162 Pro Mag Toe Kick,  
and 162 Pro Mag Rear Workstation (right)



161 Pro Mag



These boats are designed for all-around fishing fanatics. They're built for the roughest waters, and come loaded with the features, space and storage room that give you a professional edge.

# Stinger


Our popular, versatile Stinger series gets even sharper with the addition of a new 17' dual console model.




Fishing tip: Fish move around & off-structure lines and at tide changes, so keep moving or drifting over structure.

## Stinger

	17' DC	16' DC	16' SC	16' Tiller
Center Length	178"	160"	160"	160"
Beam	80"	81 1/2"	81 1/2"	81 1/2"
Depth	30"	33 1/2"	33 1/2"	33 1/2"
Interior Depth	25"	25"	25"	25"
Maximum H.P.	115	60	60	60
Weight	910	660	600	540
Weight Capacity	1380	1200	1200	1200
Maximum Persons	6	5	5	5
Transom Width	77 1/2"	74 1/2"	74 1/2"	74 1/2"
Transom Height	LS	LS	LS	LS
Bottom Gauge	.080	.070	.070	.070
Side Gauge	.076	.064	.064	.064



16' Stinger SC



17' Stinger DC

**MERCURY**  
The Water Calls



# Sharp

Always rarin' to go, the Stingers will pierce through any water to take a stab at anything you want to catch.

16' Stinger Tiller



16' Stinger DC



Stinger Livewell



# Stinger

Every Stinger is a ringer - just put it in the water and start hauling them in.




Fishing tip: Walleyes prefer water with a solid bottom of gravel or pebbles, so avoid loose or muddy bottoms.

## Stinger

	15' SC	15' Tiller	14' SC
Center Length	150"	150"	145"
Beam	76"	76"	65"
Depth	30"	30"	28"
Interior Depth	22 1/2"	22 1/2"	21"
Maximum H.P.	40	40	25
Weight	520	460	375
Weight Capacity	1000	1000	780
Maximum Persons	4	4	4
Transom Width	70"	70"	60"
Transom Height	1.5	1.5	1.5
Bottom Gauge	.070	.070	.064
Side Gauge	.064	.064	.060



14 Stinger SC



15' Stinger Tiller

**MERCURY**  
The Water Calls

# Loyal



15' Slinger SC

# Cobra



Fishing tip: Fish dark-colored lures on overcast days and bright-colored ones on sunny days.



V180 Cobra OB GLS



## Cobra

	V180	V180 GLX	V180 GLS
Center Length	180"	180"	180"
Beam	96"	96"	96"
Drift	1'6"	1'6"	1'6"
Dead Rise	19°	19°	19°
Maximum H.P.	175*	175*	175*
Weight	1275	1460	1460
Weight Capacity	1650	1650	1650
Maximum Persons	6	6	6

\*All boats using greater than 125 H.P. outboards should have dual or hydraulic steering.



V180 Cobra GLS

# Strike

The Cobra strikes swift and sure. Slide behind the wheel of one of these malevolent predators, and you'll see why. Available in dual and single console models, Cobra features include rod holders, baitwells and plenty of storage, plus two glass-liner models for cleaning convenience.



VI80 Cobra OB GLX



VI80 Cobra OB

VI80 GLX Cobra Rod Storage

VI80 Cobra Toe Kick



Coiled up on a powerful, strong hull, you'll snake your way to lots of fish in a Cobra.

# Stealth

You'll catch plenty of fish by surprise! The Stealth lets you sneak up on the fish, practically scaring them into your boat.



Fishing tip: Warm weather fronts trigger fish to feed in shallow waters.

## Stealth

	192 DC	172 DC	141 SC
Center Length	18'10"	17'5"	14'2"
Beam	96"	85"	67"
Depth	38"	38"	30"
Interior Depth	27"	25"	22"
Maximum H.P.	175*	125	40
Weight	1360	820	380
Weight Capacity	1750	1380	1000
Maximum Persons	8	6	4
Transom Width	96"	74"	60"
Transom Height	LS	LS	LS
Bottom Gauge	.125	.100	.064
Side Gauge	.086	.086	.060

\*All boats using greater than 125 H.P. outboards should have dual or hydraulic steering.




192 Stealth DC



141 Stealth SC

# Pursue

172 Stealth DC



192 Stealth DC

# Bass

Two new feature-packed reasons bass everywhere know they can run, but they can't hide.



Fishing tip: Wind pushes food sources against the shoreline and structure, attracting baitfish and bass to shallower waters.


## Bass

	17	16
Center Length	175"	162"
Beam	77"	73"
Depth	23"	23"
Interior Depth	16"	16"
Maximum H.P.	90	60
Weight	1140	980
Weight Capacity	1100	1080
Maximum Persons	4	4
Transom Width	73"	73"
Transom Height	1.5	1.5
Bottom Gauge	.100	.100
Side Gauge	.100	.100



16' Bass

Bass Under-seat Storage (top) and 17' Bass Dry Storage



17' Bass



# Trophy



17 Bass Console



If you're a fisherman, you know how convenient the deck of the Bass is for catching the big ones.



17 Bass

 **YAMAHA**

# Pro Tiller Pro Mag Big Fish



Fishing tip: Fish closer to shore at dusk, when predators move to shallower water to feed on baitfish.

## Aluminum Fishing Boats

	160 Pro Tiller	168 Pro Mag	140 Pro Mag	16' Big Fish	14' Big Fish
Center Length	16'5"	16'10"	14'5"	16'5"	14'2"
Beam	80"	69"	67"	70 1/2"	68"
Depth	38"	33"	29"	31"	30"
Interior Depth	25"	22"	19"	22"	22"
Maximum H.P.	60	45	35	40	35
Weight	725	540	385	420	285
Weight Capacity	1300	1100	975	1100	1000
Maximum Persons	5	5	4	5	4
Transom Width	74"	59"	59"	63"	60"
Transom Height	LS	LS	LS/SS	LS	LS/SS
Bottom Gauge	.080	.064	.064	.064	.064
Side Gauge	.076	.060	.060	.060	.060



160 Pro Tiller



140 Pro Mag

# Explore

You and your family will enjoy a world of simple moments to treasure while onboard any of these simple treasures.

16' Big Fish



14' Big Fish



168 Pro Mag

# Super Fisherman Voyager Canadian Sportsman Jon Boats



15' Super Fisherman



14' Canadian

1232 Jon

1432 Jon



1644 MVX Jon



12' Canadian

## Aluminum Fishing Boats

	15' Super Fisherman	14' Voyager	14' Voyager	14' Canadian	12' Canadian	12' Sportsman	180 MV Jon	170 MV 170 MVX Jon	164 MV 164 MVX Jon	150 MV 150 MVX Jon	144 MV 144 MVX Jon	140 140 LV Jon	140 140 LV Jon	130 130 LV Jon	102 Jon	102 Jon	102 Jon
Center Length	155"	165"	142"	13'10"	11'9"	11'9"	185"	170"	160"	150"	140"	160"	140"	140"	140"	120"	100"
Beam	72"	70 1/2"	68 1/2"	58"	56"	52"	89"	74"	63"	74"	63"	72"	72"	57"	51"	51"	51"
Depth	32"	31"	30"	20"	20"	17"	24"	22"	22"	22"	22"	22"	22"	18"	16"	16"	16"
Interior Depth	22"	22"	30"	20"	20"	17"	20"	22"	22"	22"	22"	22"	22"	18"	16"	16"	16"
Maximum H.P.	40	40	35	15	10	7.5	65	45	35	45	25	35	25	20	7	6	3
Weight	290	420	230	130	112	93	500	365	300	335	280	295	260	185	140	120	100
Weight Capacity	1100	1100	1000	700	600	455	1350	1150	900	950	800	900	900	650	390	390	290
Maximum Persons	4	5	5	4	3	2	6	4	4	4	3	4	3	3	2	2	2
Transom Width	61"	63"	60"	50 1/2"	50 1/2"	46 1/2"	90"	73 1/2"	68"	73 1/2"	68"	71"	71"	56"	50"	50"	50"
Transom Height	LS	LS	LS/SS	SS	SS	SS	LS	LS	LS	LS	LS/SS	LS/SS	LS/SS	SS	SS	SS	SS
Bottom Gauge	.070	.064	.064	.050	.050	.050	.100	.080	.072	.072	.072	.072	.072	.064	.050	.050	.050
Side Gauge	.060	.060	.060	.050	.050	.050	.100	.080	.072	.072	.072	.072	.072	.064	.050	.050	.050

# Relax

1032 Jon

1436 Jon

1448 Jon

1550 MV Jon

1648 Jon

14' Voyager

12' Sportsman

Quietly get away from it all by floating to a world of tranquil contentment, far off the beaten track.

# Standards & Options

## 17' MILLENTIA DC & SC

### SEAT STANDARDS:

(5) Seat Bases • Helm Pedestal w/Slider  
• (2) Movable Pedestals • (3) Bass Seats

### CONSOLE STANDARDS:

Carved Walk-thru Windshield (DC Only)  
• Tachometer, Speedometer, Volt & Fuel Gauge  
• Horn • Circuit Breaker • AM/FM Stereo  
Cassette • Tilt Steering

### STORAGE STANDARDS:

Lighted Rod Storage (Port & Star) • (2) Battery  
Compartments • Bow Storage • Bow Dry Storage  
• Console Tackle Tray (Star)

### LIVEWELL STANDARDS:

Lighted 30 Gallon (Stem) • Hatchwell w/Bucket  
(Fore & Aft)

### HULL STANDARDS:

Hydra-Lift Hull • Treated Floor w/Lifetime  
Warranty • (5) Keels • 5-year Carpet Warranty

### TROLLING STANDARDS:

Trolling Motor Panel

### HARDWARE STANDARDS:

(4) 4" Cleats • 8" Access Plate

### MISCELLANEOUS:

Bow Courtesy Light • Navigational Lights  
• Bilge Pump • 20-gallon Fuel Tank • Twice-baked  
Urethane Paint • (3) Cap Holders

### OPTIONS:

Convertible Top (DC Only) • Side Curtains (DC  
Only) • All Curtains (DC Only) • Walk-thru  
Curtain (DC Only) • Bow Cover (DC Only)  
• Mooring Cover • Hydraulic Steering  
• Dual Steering • Seat Arms • Bass Seat  
• Windshield (SC Only)

### COLOR:

Black

## 16' MILLENTIA DC & SC

### SEAT STANDARDS:

(5) Seat Bases • Helm Pedestal w/Slider  
• (2) Movable Pedestals • (3) Bass Seats

### CONSOLE STANDARDS:

Carved Walk-thru Windshield (DC Only)  
• Tachometer, Speedometer, Volt & Fuel Gauge  
• Horn • Circuit Breaker • Tilt Steering

### STORAGE STANDARDS:

Rod Storage (Port & Star) • (2) Battery  
Compartments • Bow Storage

### LIVEWELL STANDARDS:

30 Gallon (Bow)

### HULL STANDARDS:

Hydra-Lift Hull • Treated Floor w/Lifetime  
Warranty • (5) Keels • 5-year Carpet Warranty

### TROLLING STANDARDS:

Trolling Motor Panel

### HARDWARE STANDARDS:

(4) 4" Cleats • 8" Access Plate

### MISCELLANEOUS:

Navigational Lights • Bilge Pump  
• 20-gallon Fuel Tank • Twice-baked Urethane  
Paint • (3) Cap Holders • 365 Trolling Motor  
• X-Hi Lawrence Graph

### OPTIONS:

Convertible Top (DC Only) • Side Curtains  
(DC Only) • All Curtains (DC Only) • Walk-thru  
Curtain (DC Only) • Bow Cover (DC Only)  
• Mooring Cover • Seat Arms • Bass Seat

### COLOR:

Black

## 192 FAZER DC

### SEAT STANDARDS:

(5) Seat Bases • Driver's Pedestal w/Slider  
• (2) Movable Pedestals • (3) Bass Seats • Stern  
Backrest Cushion

### CONSOLE STANDARDS:

Carved Walk-thru Windshield • Tachometer,  
Speedometer, Volt & Fuel Gauge • Horn • Circuit  
Breaker • AM/FM Stereo Cassette • Tilt Steering  
• Anti-feedback Steering

### STORAGE STANDARDS:

Lighted Rod Storage (Port & Star) • (2) Battery  
Compartments • Lockable Glove Box • (1) Tackle  
Tray • Bow Storage • Side Panel Storage

### LIVEWELL STANDARDS:

Lighted 24 Gallon (Bow) • 9 Gallon (Stem)  
• Timer, Recirculating Pump

### HULL STANDARDS:

Gull Wing Hull • Treated Floor w/Lifetime  
Warranty • (3) Keels • 5-year Carpet Warranty

### TROLLING STANDARDS:

Trolling Motor Panel • Motor Tilt Switch

### HARDWARE STANDARDS:

(4) 4" Cleats • 10" Access Plate

### MISCELLANEOUS:

Bow Courtesy Light • Stern Courtesy Light  
• Navigational Lights • Bilge Pump • 40-gallon  
Fuel Tank • Twice-baked Urethane Paint  
• Convertible Top • (3) Cap Holders  
• Reinforced for Downriggers

### OPTIONS:

Side Curtains • All Curtains • Walk-thru Curtain  
• Bow Cover • Mooring Cover • Hydraulic  
Steering • Tilt Hydraulic Steering • Dual Steering  
• Seat Arms • Bass Seat

### COLOR:

Black

## 182 ULTIMA DC

### SEAT STANDARDS:

Driver's Pedestal w/Slider • (5) Seat Bases  
• (2) Movable Pedestals • (3) Bass Seats • Stern  
Backrest

### CONSOLE STANDARDS:

Carved Walk-thru Windshield • Tachometer,  
Speedometer, Volt & Fuel Gauge • Horn • Circuit  
Breaker • AM/FM Stereo Cassette • Tilt Steering  
• Anti-feedback Steering

### STORAGE STANDARDS:

Lighted Rod Storage (Port & Star) • Rod Storage  
(Bow) • (2) Battery Compartments • Lockable  
Glove Box • Tackle Tray • Stern Dry Storage

### LIVEWELL STANDARDS:

Lighted 20 Gallon (Bow) • 21 Gallon (Stem)

### HULL STANDARDS:

Hydra-Lift Hull • Treated Floor w/Lifetime  
Warranty • (5) Keels • 5-year Carpet Warranty  
• Timer, Recirculating Pump

### TROLLING STANDARDS:

Trolling Motor Panel • Motor Tilt Switch  
• Battery Check Gauge

### HARDWARE STANDARDS:

(4) 4" Cleats • 10" Access Plate

### MISCELLANEOUS:

Bow Courtesy Light • Navigational Lights  
• Bilge Pump • 40-gallon Fuel Tank • Twice-baked  
Urethane Paint • (3) Cap Holders • Reinforced  
for Downriggers

### OPTIONS:

Convertible Top • Side Curtains • All Curtains  
• Walk-thru Curtain • Bow Cover • Mooring Cover  
• Hydraulic Steering • Dual Steering • Seat Arms  
• Bass Seat

### COLOR:

Black • Tomato Red

## 162 & 161 PRO MAG

### SEAT STANDARDS:

(5) Seat Bases • Driver's Pedestal w/Slider  
• (2) Movable Pedestals • (3) Bass Seats

### CONSOLE STANDARDS:

Carved Walk-thru Windshield (162 Only)  
• Tachometer, Speedometer, Volt & Fuel Gauge  
• Horn • Circuit Breaker • AM/FM Stereo  
Cassette

### STORAGE STANDARDS:

Lighted Rod Storage (Port & Star) • (2) Battery  
Compartments • Lockable Glove Box • Tackle  
Tray • Bow Storage • Stern Storage

### LIVEWELL STANDARDS:

20 Gallon (Bow) • 18 Gallon (Stem) • Timer,  
Recirculating Pump

### HULL STANDARDS:

Hydra-Lift Hull • Treated Floor w/Lifetime  
Warranty • (3) Keels • 5-year Carpet Warranty

### TROLLING STANDARDS:

Trolling Motor Panel • Motor Tilt Switch

### HARDWARE STANDARDS:

(4) 4" Cleats • 8" Access Plate

### MISCELLANEOUS:

Bow Courtesy Light • Stern Courtesy Light  
• Navigational Lights • Bilge Pump • 20-gallon  
Fuel Tank • Twice-baked Urethane Paint

### OPTIONS:

Side Curtains (162 Only) • All Curtains (162  
Only) • Walk-thru Curtain (162 Only) • Bow  
Cover (162 Only) • Mooring Cover • Seat Arms  
• Windshield (161 Only) • Bass Seat • Tilt Steering

### COLORS:

Black • Tomato Red

## 17' STINGER DC

### SEAT STANDARDS:

Helm Pedestal • (4) Seat Bases • (2) Movable  
Pedestals • (1) Bass Seat

### CONSOLE STANDARDS:

Carved Walk-thru Windshield • Tachometer,  
Speedometer, Volt & Fuel Gauge • AM/FM  
Stereo Cassette

### STORAGE STANDARDS:

Rod Storage (Port & Star) • Bow Storage

### LIVEWELL STANDARDS:

25 Gallon (Bow) • 15 Gallon (Stem)

### HULL STANDARDS:

Gull Wing w/10-year Warranty • Treated Floor  
w/Lifetime Warranty • (5) Keels • 5-year Carpet  
Warranty

### TROLLING STANDARDS:

Trolling Motor Plug

### HARDWARE STANDARDS:

(4) 4" Cleats • 8" Access Plate

### MISCELLANEOUS:

Navigational Lights • Bilge Pump • 20-gallon Fuel  
Tank • Twice-baked Urethane Paint

### OPTIONS:

Convertible Top • Side Curtains • All Curtains  
• Walk-thru Curtain • Bow Cover • Mooring Cover  
• Hydraulic Steering • Seat Arms • Bass Seat

### COLOR:

Black

## 16' STINGER DC & SC

### SEAT STANDARDS:

Driver's Pedestal • (4) Seat Bases • (2) Movable  
Pedestals • (3) Bass Seats

### CONSOLE STANDARDS:

Carved Walk-thru Windshield (DC Only)  
• Speedometer & Fuel Gauge

### STORAGE STANDARDS:

Rod Storage (Port & Star) • (1) Battery  
Compartments • Lockable Glove Box (DC Only)  
• Bow Storage • Stern Storage

### LIVEWELL STANDARDS:

25 Gallon (Bow)

### HULL STANDARDS:

Semi V-Hull • Treated Floor w/Lifetime Warranty  
• (3) Keels • 5-year Carpet Warranty

### TROLLING STANDARDS:

Trolling Motor Plug

### HARDWARE STANDARDS:

6" Access Plate

### MISCELLANEOUS:

Navigational Lights • Bilge Pump  
• 16-gallon Fuel Tank • Twice-baked Urethane  
Paint • (2) Cap Holders

### OPTIONS:

Convertible Top (DC Only) • Side Curtains (DC  
Only) • All Curtains (DC Only) • Bow Cover (DC  
Only) • Mooring Cover • Seat Arms • Bass Seat  
• AM/FM Stereo Cassette • Windshield (SC Only)

### COLOR:

Black

## 16' STINGER TILLER

### SEAT STANDARDS:

(4) Seat Bases • (1) Stationary Pedestal  
• (2) Movable Pedestals • (3) Bass Seats

### STORAGE STANDARDS:

Rod Storage (Port & Star) • (2) Battery  
Compartments • Bow Storage • Stern Storage

### LIVEWELL STANDARDS:

25 Gallon (Bow)

### HULL STANDARDS:

Semi V-Hull • Treated Floor w/Lifetime Warranty  
• (3) Keels • 5-year Carpet Warranty

### TROLLING STANDARDS:

Trolling Motor Plug

### HARDWARE STANDARDS:

6" Access Plate

### MISCELLANEOUS:

Navigational Lights • Bilge Pump • 16-gallon Fuel  
Tank • Twice-baked Urethane Paint • (2) Cap  
Holders

### OPTIONS:

Mooring Cover • Seat Arms • Bass Seat

### COLOR:

Black

## 15' STINGER SC

### SEAT STANDARDS:

Driver's Pedestal • (3) Seat Bases • (2) Movable  
Pedestals • (3) Bass Seats

### CONSOLE STANDARDS:

Starboard Console • Speedometer & Fuel Gauge

### STORAGE STANDARDS:

(1) Battery Compartment • Bow Storage

### LIVEWELL STANDARDS:

24 Gallon (Stem)

### HULL STANDARDS:

Semi V-Hull • Treated Floor w/Lifetime Warranty  
• (3) Keels • 5-year Carpet Warranty

### TROLLING STANDARDS:

Trolling Motor Plug

### HARDWARE STANDARDS:

8" Access Plate

### MISCELLANEOUS:

Navigational Lights • Bilge Pump • Twice-baked  
Urethane Paint • (2) Cap Holders • (1) Pair Rod  
Holders

### OPTIONS:

Windshield • Mooring Cover • Seat Arms  
• Bass Seat

### COLOR:

Black

## 15' STINGER TILLER

### SEAT STANDARDS:

(4) Seat Bases • (1) Stationary Pedestal  
• (1) Movable Pedestal • (2) Bass Seats

### STORAGE STANDARDS:

(1) Battery Compartment • Bow Storage

### LIVEWELL STANDARDS:

24 Gallon (Stem)

### HULL STANDARDS:

Semi V-Hull • Treated Floor w/Lifetime Warranty  
• (3) Keels • 5-year Carpet Warranty

### TROLLING STANDARDS:

Trolling Motor Plug

### HARDWARE STANDARDS:

8" Access Plate

### MISCELLANEOUS:

Navigational Lights • Bilge Pump  
• Twice-baked Urethane Paint • (2) Cap Holders  
• (1) Pair Rod Holders

### OPTIONS:

Mooring Cover • Seat Arms • Bass Seat

### COLOR:

Black

## 14' STINGER SC

### SEAT STANDARDS:

Driver's Pedestal • (3) Seat Bases  
• (1) Movable Pedestal • (2) Bass Seats

### CONSOLE STANDARDS:

Starboard Console

### STORAGE STANDARDS:

Bow Storage

### LIVEWELL STANDARDS:

11 Gallon (Port)

### HULL STANDARDS:

Semi V-Hull • Treated Floor w/Lifetime Warranty  
• (3) Keels • 5-year Carpet Warranty

### TROLLING STANDARDS:

Trolling Motor Plug

### HARDWARE STANDARDS:

6" Access Plate

### MISCELLANEOUS:

Navigational Lights

### OPTIONS:

Mooring Cover • Seat Arms • Bass Seat

### COLOR:

Black

## V180 COBRA OB

### SEAT STANDARDS:

(5) Seat Bases • Helm Pedestal w/Slider  
• (1) Movable Hydraulic Pedestal • (1) Movable  
Pedestal • (3) Bass Seats

### CONSOLE STANDARDS:

Carved Walk-thru Windshield • Speedometer,  
Tachometer, Volt Meter & Fuel Gauge  
• 12-olt Receptacle • AM/FM Stereo Cassette  
• Anti-feedback Steering • Horn • Tilt Steering

### STORAGE STANDARDS:

Rod Storage (Port & Star) • (2) Battery  
Compartments • Bow Storage • Stern Storage

### LIVEWELL STANDARDS:

30 Gallon (Bow) • 30 Gallon (Stem)

### HULL STANDARDS:

ISO NPG Marine Gel Coat 7-layer Construction

### TROLLING STANDARDS:

Trolling Motor Panel • Motor Tilt Switch

#### HARDWARE STANDARDS:

(4) Stainless Steel Cleats • 8" Access Plate

#### MISCELLANEOUS:

37-gallon Fuel Tank • Bow Courtesy Light  
• Navigational Lights • Bilge Pump  
• Color-coordinated Top

#### OPTIONS:

Side Curtains • Air Curtain • Bow Cover  
• Mooring Cover • Hydraulic Steering • Tilt  
Hydraulic Steering • Dual Steering • Bass Seats

#### COLORS:

Blue • Red • Sage • Black

#### V180 COBRA GLX

##### SEAT STANDARDS:

Helm Pedestal w/Slider • (5) Seat Bases  
• (1) Movable Hydraulic Pedestal • (1) Movable  
Pedestal • (3) Bass Seats

##### CONSOLE STANDARDS:

Curved Walk-thru Windshield • Speedometer,  
Tachometer, Volt Meter & Fuel Gauge  
• 12-volt Receptacle • AM/FM Stereo Cassette  
• Anti-feedback Steering • Horn • Tilt Steering

##### STORAGE STANDARDS:

Rod Storage (Port & Star) • (2) Battery  
Compartments • Bow Storage • Stern Storage  
• In-floor Storage

##### LIVEWELL STANDARDS:

30 Gallon (Bow) • 30 Gallon (Stern)

##### HULL STANDARDS:

ISO NPQ Marine Gel Coat 7-layer Construction

##### TROLLING STANDARDS:

Trolling Motor Panel • Battery Chuck Gauge  
• Motor Tilt Switch

##### HARDWARE STANDARDS:

(4) Stainless Steel Cleats • 8" Access Plate

##### MISCELLANEOUS:

37-gallon Fuel Tank • Bow Courtesy Light  
• Navigational Lights • Bilge Pump  
• Color-coordinated Top

##### OPTIONS:

Side Curtains • Air Curtain • Bow Cover  
• Mooring Cover • Hydraulic Steering • Tilt  
Hydraulic Steering • Dual Steering • Bass Seat

##### COLORS:

Blue • Red • Sage • Black

#### V180 COBRA GLS

##### SEAT STANDARDS:

(5) Seat Bases • Helm Pedestal w/Slider  
• (1) Movable Hydraulic Pedestal • (1) Movable  
Pedestal • (3) Bass Seats

##### CONSOLE STANDARDS:

Windshield • Speedometer, Tachometer, Volt Meter  
& Fuel Gauge • 12-volt Receptacle • AM/FM  
Stereo Cassette • Anti-feedback Steering • Horn  
• Tilt Steering

##### STORAGE STANDARDS:

Rod Storage (Port & Star) • (2) Battery  
Compartments • Bow Storage • Stern Storage  
• In-floor Storage

##### LIVEWELL STANDARDS:

30 Gallon (Bow) • 30 Gallon (Stern)  
• Bow Baitwell • Stern Baitwell

##### HULL STANDARDS:

ISO NPQ Marine Gel Coat 7-layer Construction

#### TROLLING STANDARDS:

Trolling Motor Panel • Battery Chuck Gauge  
• Motor Tilt Switch

#### HARDWARE STANDARDS:

(4) Stainless Steel Cleats • 8" Access Plate

#### MISCELLANEOUS:

37-gallon Fuel Tank • Bow Courtesy Light  
• Navigational Lights • Bilge Pump

#### OPTIONS:

Mooring Cover • Hydraulic Steering • Tilt  
Hydraulic Steering • Dual Steering • Bass Seat

#### COLORS:

Blue • Red • Sage • Black

#### 192 STEALTH DC

##### SEAT STANDARDS:

(4) Seat Bases • Helm Pedestal w/Slider  
• (2) Movable Pedestals • (3) Bass Seats

##### CONSOLE STANDARDS:

Curved Walk-thru Windshield • Tachometer,  
Speedometer, Volt & Fuel Gauge • Horn • Circuit  
Breakers • AM/FM Stereo Cassette • Tilt Steering  
• Anti-feedback Steering

##### STORAGE STANDARDS:

Lighted Rod Storage (Port & Star) • Starboard  
Storage • (3) Battery Compartments • Lockable  
Glove Box • Console Storage (Port & Star)

##### LIVEWELL STANDARDS:

Lighted 30 Gallon (Bow) • Timers, Recirculating  
Pump

##### HULL STANDARDS:

Gull Wing Hull • 10-year Warranty • Treated Floor  
w/Lifetime Warranty • (5) Keels • Vinyl Floor  
Covering

##### TROLLING STANDARDS:

Trolling Motor Panel

##### HARDWARE STANDARDS:

(4) 6" Cleats • 8" Access Plate

##### MISCELLANEOUS:

Navigational Lights • Bilge Pump • 40-gallon Fuel  
Tank • Twice-baked Urethane Paint • Cap Holders  
• Reinforced for Downriggers

##### OPTIONS:

Convertible Top • Side Curtains • Air Curtains  
• Walk-thru Curtain • Bow Cover • Mooring Cover  
• Hydraulic Steering • Dual Steering • Seat Arms  
• Bass Seat

##### COLOR:

Black

#### 172 STEALTH DC

##### SEAT STANDARDS:

(5) Seat Bases • Driver's Pedestal w/Slider  
• (2) Movable Pedestals • (7) Bass Seats

##### CONSOLE STANDARDS:

Curved Walk-thru Windshield • Tachometer,  
Speedometer, Volt & Fuel Gauge • Horn  
• Circuit Breakers

##### STORAGE STANDARDS:

Rod Storage (Port & Star) • (2) Battery  
Compartments • Lockable Glove Box • Bow  
Storage • Under Console Storage

##### LIVEWELL STANDARDS:

Lighted 30 Gallon (Bow) • Timers, Recirculating  
Pump

#### HULL STANDARDS:

Gull Wing Hull • Treated Floor w/Lifetime  
Warranty • (5) Keels • Vinyl Floor Covering

#### TROLLING STANDARDS:

Trolling Motor Plug

#### HARDWARE STANDARDS:

(4) 4" Cleats • 8" Access Plate

#### MISCELLANEOUS:

Navigational Lights • Bilge Pump  
• 30-gallon Fuel Tank • Twice-baked Urethane  
Paint • (1) Cap Holder

#### OPTIONS:

Convertible Top • Side Curtains • Air Curtains  
• Walk-thru Curtain • Bow Cover • Mooring Cover  
• Dual Steering • Seat Arms • Bass Seat • AM/FM  
Stereo Cassette

#### COLOR:

Black

#### 141 STEALTH SC

##### SEAT STANDARDS:

(1) Seat Base • (1) Movable Pedestal  
• (2) Bass Seats

##### CONSOLE STANDARDS:

Driver's Console

##### STORAGE STANDARDS:

Bow Storage • Starboard Side Storage

##### LIVEWELL STANDARDS:

18 Gallon (Port)

##### HULL STANDARDS:

Soft Chine Hull • Treated Floor w/Lifetime  
Warranty • (3) Keels • Vinyl Floor Covering

##### TROLLING STANDARDS:

Trolling Motor Plug

##### MISCELLANEOUS:

Navigational Lights • (1) Pair Rod Holders

##### OPTIONS:

Windshield • Mooring Cover • Seat Arms  
• Bass Seat

##### COLOR:

Black

#### 17' BASS BOAT

##### SEAT STANDARDS:

(2) Seat Bases • (4) Bass Seats

##### CONSOLE STANDARDS:

Starboard Console • Tachometer, Speedometer,  
Volt & Fuel Gauge • Horn

##### STORAGE STANDARDS:

Rod Storage (Port) • (4) Large Storage Arms  
• (2) Battery Compartments • Under Helm Seat  
• Under Passenger Seat • Drop-in Plastic w/Drain

##### LIVEWELL STANDARDS:

27 Gallon (Stern) • 30 Gallon (Bow)

##### HULL STANDARDS:

Hydro-Lib Hull

##### TROLLING STANDARDS:

Trolling Motor Plug

##### HARDWARE STANDARDS:

(4) 6" Cleats • 8" Access Plate

##### MISCELLANEOUS:

Bow Courtesy Light • Stern Courtesy Light  
• Navigational Lights • Bilge Pump • Cap Holders  
• Windshield • 16-gallon Fuel Tank

#### OPTIONS:

Mooring Cover

#### COLOR:

Emerald

#### 16' BASS BOAT

##### SEAT STANDARDS:

(2) Seat Bases • (4) Bass Seats

##### CONSOLE STANDARDS:

Starboard Console • Tachometer, Speedometer,  
Volt & Fuel Gauge

##### STORAGE STANDARDS:

Rod Storage (Port) • (4) Large Storage Arms  
• (2) Battery Compartments • Under Helm Seat  
• Under Passenger Seat

##### LIVEWELL STANDARDS:

27 Gallon (Stern)

##### HULL STANDARDS:

Hydro-Lib Hull • (1) Center Keel

##### TROLLING STANDARDS:

Trolling Motor Plug

##### HARDWARE STANDARDS:

(4) 6" Cleats • 8" Access Plate

##### MISCELLANEOUS:

Bow Courtesy Light • Stern Courtesy Light  
• Navigational Lights • Bilge Pump • Cap Holders  
• Windshield • 12-gallon Fuel Tank

##### OPTIONS:

Mooring Cover

##### COLOR:

Emerald

#### 160 PRO TILLER

##### SEAT STANDARDS:

(3) Seat Bases • (1) Stationary Pedestal  
• (2) Movable Pedestals • (3) Bass Seats

##### CONSOLE STANDARDS:

Tachometer, Speedometer, Volt & Fuel Gauge  
• Circuit Breakers

##### STORAGE STANDARDS:

Rod Storage (Port & Star) • (1) Battery  
Compartment • Bow Storage • Stern Storage

##### LIVEWELL STANDARDS:

21 Gallon (Bow)

##### HULL STANDARDS:

Gull Wing Hull • Treated Floor w/Lifetime  
Warranty • (5) Keels • 5-year Carpet Warranty

##### TROLLING STANDARDS:

Trolling Motor Panel • Motor Tilt Switch

##### HARDWARE STANDARDS:

(4) 4" Cleats • 8" Access Plate

##### MISCELLANEOUS:

Bow Courtesy Light • Stern Courtesy Light  
• Navigational Lights • Bilge Pump • 20-gallon  
Fuel Tank • Twice-baked Urethane Paint

##### OPTIONS:

Mooring Cover • Seat Arms • Bass Seat

##### COLOR:

Black

#### 168 & 140 PRO MAG

##### SEAT STANDARDS:

(3) Seat Bases • (1) Stationary Pedestal  
• (1) Movable Pedestal • (2) Bass Seats

#### STORAGE STANDARDS:

Rod Storage (Star) • Bow Storage  
• Lockable Glove Box

#### LIVEWELL STANDARDS:

21 Gallon (168) • 15 Gallon (140)

#### HULL STANDARDS:

Soft Chine Hull • Treated Floor w/Lifetime  
Warranty • (3) Keels • 5-year Carpet Warranty

#### TROLLING STANDARDS:

Trolling Motor Plug

#### MISCELLANEOUS:

Navigational Lights • Bilge Pump  
• (2) Cap Holders (168 Only)

#### OPTIONS:

Mooring Cover • Seat Arms • Bass Seat

#### COLOR:

Emerald

#### 16' BIG FISHERMAN

##### SEAT STANDARDS:

(2) Seat Bases

##### CONSOLE STANDARDS:

Circuit Breakers

##### STORAGE STANDARDS:

Bow Storage • Side Storage (Star)

##### LIVEWELL STANDARDS:

25 Gallon (Port)

##### HULL STANDARDS:

Treated Floor w/Lifetime Warranty • (3) Keels  
• 5-year Carpet Warranty

##### MISCELLANEOUS:

Navigational Lights • Bilge Pump • Rod Holders  
(Port & Star)

##### OPTIONS:

Starboard Console • Mooring Cover • Seat Arms  
• Bass Seat

##### COLOR:

Torador Red

#### 14' BIG FISHERMAN

##### CONSOLE STANDARDS:

Circuit Breakers

##### STORAGE STANDARDS:

Side Storage (Star)

##### LIVEWELL STANDARDS:

21 Gallon (Port)

##### HULL STANDARDS:

Treated Floor w/Lifetime Warranty • (3) Keels  
• 5-year Carpet Warranty

##### MISCELLANEOUS:

Navigational Lights • Rod Holders (Port & Star)

##### OPTIONS:

Starboard Console • Mooring Cover

##### COLOR:

Torador Red

#### 15' SUPER FISHERMAN

##### SEAT STANDARDS:

(4) Aluminum Bench Seats

##### HULL STANDARDS:

(3) Keels

##### HARDWARE STANDARDS:

Our Locks • Bow & Stern Castings w/Handles

#### MISCELLANEOUS:

Non-skid Interior • Painted Exterior

#### OPTIONS:

Driver's Console • Mooring Cover

#### COLOR:

Torador Red

#### 16' & 14' VOYAGER

##### SEAT STANDARDS:

(4) Aluminum Bench Seats (16)  
• (2) Aluminum Bench Seats (14)

##### HULL STANDARDS:

Soft Chine Hull • (3) Keels

##### HARDWARE STANDARDS:

Our Locks • Bow & Stern Castings w/Handles

##### MISCELLANEOUS:

Non-skid Interior • Painted Exterior

• (2) Pair Rod Holders

##### OPTIONS:

Driver's Console • Mooring Cover

##### COLOR:

Torador Red

#### 14' & 12' CANADIAN

##### SEAT STANDARDS:

(3) Aluminum Bench Seats

##### HARDWARE STANDARDS:

Our Locks • Bow & Stern Castings w/Handles

##### MISCELLANEOUS:

Non-skid Interior • Painted Exterior

#### 12' SPORTSMAN

##### SEAT STANDARDS:

(3) Aluminum Bench Seats

##### HARDWARE STANDARDS:

Our Locks • Bow & Stern Castings w/Handles

##### MISCELLANEOUS:

Non-skid Interior





### Smoker Craft Clothing

Complete your boating wardrobe with Smoker Craft shirts, jackets and hats. For more information, send an e-mail message to [service@sullivanssportswear.com](mailto:service@sullivanssportswear.com).

### 10-year Limited Warranty

Smoker Craft warrants each new fiberglass hull for a period of five (5) years, and each new riveted aluminum hull for a period of ten (10) years, from the date of purchase by the original purchaser (based on years of use, under normal recommended operating conditions) as described in the warranty folder. A copy of the Smoker Craft Limited Warranty is attached to each new Smoker Craft boat, or may be obtained from any dealer or the Smoker Craft factory.

### Accessories

Smoker Craft offers a wide range of accessories which add function and versatility. Livewells, windshield accessories, side steering consoles and swivel seats with arms are fishing boat accessories available separately. Mooring covers and pontoon furniture covers are other selections available.

The specifications of any Smoker Craft boat are subject to change without notice. Optional equipment is shown in some photographs in this catalog. Please confirm standards and options for all models with your dealer. Information on the Smoker Craft warranty is available upon request. Please direct all inquiries to the Smoker Craft corporate office.

Be sure to ask your dealer about our pontoon and fiberglass boats.



Visit us on the Internet at [www.SmokerCraft.com](http://www.SmokerCraft.com)



Smoker Craft  
P.O. Box 65  
New Paris, IN 46553  
(219) 831-2103  
Fax: (219) 831-7003

Smoker Craft West  
P.O. Box 219  
Stayton, OR 97383  
(503) 769-2996  
Fax: (503) 769-5835

Smoker Craft South  
P.O. Box 1267  
LaGrange, GA 30241  
(706) 882-1438  
Fax: (706) 882-9562

**MERCURY**  
The Water Calls