




2001 FISHING

SMOKER CRAFT



EACH GENERATION IS A TRIBUTE TO THE LAST

S M O K E R C R A F T





The way we see it, your legacy starts right here — with the little things. Like teaching the kids to fish. Letting them cast for hours with a second-hand rod and a bucket of worms. Helping them fight their first keepers.

At Smoker Craft, we build high quality fish-chasing boats for anglers at every level. Sleek, powerful boats that give you a competitive edge. Solid, safe, long-lasting boats your whole family can enjoy.

The Smoker family has handed down the art of boat building for three generations. And it's a legacy we're proud of. So take a closer look — we've got a Smoker Craft for you and your next generation.



*From left to right: Barney Smoker (Founder), Phil Smoker (Grandson),
Doug Smoker (Son, Vice President), Tim Smoker (Grandson).*



192 MILLENTIA

FISHING | 2001

The ultimate Type-A personality.

Power-hungry. Goal-oriented. Perfectionist. All the qualities you'd expect from our flagship fishing series.

The 192 Millettia comes fully loaded with some of the industry's best ideas in design and technology, featuring our Rolled-V hull, 5-keel construction and an impressive arsenal of standards and options.

To keep your catch healthy, both the bow and stern 30 gallon livewells are lighted, aerated, recirculating and timed. And for your convenience, there is a battery charging system right on board. A higher engine mount puts more freeboard in the water giving you not only a safer, drier boat, but also at least 12" more room and 3-5 m.p.h. better performance. There's also plenty of storage, with two lighted rod boxes and three battery compartments. And there's even a built-in compass as well as a rigging tube to accommodate all your favorite add-ons.

The 192 Millettia. Simply put, it's as serious about fishing as you are.



192 MILLENTIA SPECIFICATIONS

Length	18'10"	Maximum Persons	8
Beam	96"	Maximum Capacity lbs.	1750
Depth	38"	Maximum Horse Power	175
Interior Depth	27"	Bottom Gauge	0.125
Transom width	96"	Side Gauge	0.086
Transom Height	30LS	Rib Gauge	0.125
Dry weight lbs.	1450		



21, 192

SEATS AND STANDS

Helix Pedestal w/Slider
4 - Seat Bases
2 - Movable Hydraulic Pedestals
3 - Bass Seats

CONSOLE

Curved Walk-Thru Windshield
Tachometer
Speedometer
Volt Meter
Fuel Gauge
Lighted Compass
Horn
Circuit Breakers
Tilt Steering
Hydraulic Steering
AM/FM Stereo Cassette

STORAGE

Lighted Rod Storage (Port & Star)
3 - Battery Compartments
Bow Storage
Stern Storage
Storage Under Console

LIVWELL

30 Gallon Bow Livewell w/Baitwell L.A.R.T.
30 Gallon Stern Livewell L.A.R.T.

HULL

Rollad-V Hull w/10 Year Warranty (21, 192)
Treated Floor w/Lifetime Warranty
5 - Keels
5 - Year Carpet Warranty

TROLLING

Trolling Motor Panel
Battery Level Gauge
Motor Tilt Switch
On Board Battery Charging System

HARDWARE

10 6" Pop-Up Cleats
8" Access Plate
Motor Bracket
Kicker Motor Bracket

MISCELLANEOUS

Navigational Lights
Bow Courtesy Lights
Stern Courtesy Lights
Bilge Pump
40 Gallon Fuel Tank
Twice Baked Urethane Paint
Fisherman's Top
Reinforced for Downriggers
Rigging Tube (Star)
The 21 and 192 Require a 25" Shaft
Engine Availability Only As Complete Package from Factory

OPTIONS

Side Curtains
Aft Curtains
Walk-Thru Curtain
Bow Cover
Mooring Cover
Seat Arms
Bass Seat
Stern
Spider
Vinyl Floor Covering
Sony® CD Player

COLORS

Black

172, 171

SEATS AND STANDS

Helix Pedestal w/Slider
5 - Seat Bases
2 - Movable Hydraulic Pedestals
3 - Bass Seats

CONSOLE

Curved Walk-Thru Windshield (172)
Tachometer
Speedometer
Volt Meter
Fuel Gauge
Lighted Compass
Horn
Circuit Breakers
Tilt Steering

STORAGE

Organized Rod Storage (Port)
2 - Battery Compartments
Bow Storage

LIVWELL

30 Gallon Bow Livewell w/Baitwell A
30 Gallon Stern Livewell w/Baitwell A

HULL

Hydra-Lift Rolled-V Hull w/10 Year Warranty
Treated Floor w/Lifetime Warranty
5 - Keels
5 - Year Carpet Warranty

TROLLING

Trolling Motor Panel

HARDWARE

(4) 4-1/2" Cleats
8" Access Plate

MISCELLANEOUS

Navigational Lights
Bilge Pump
24 Gallon Fuel Tank (in floor)
Twice Baked Urethane Paint
3 - Cup Holders
Toe Kicks

OPTIONS

Fisherman's Top (172)
Side Curtains (172)
Aft Curtains (172)
Walk-Thru Curtain (172)
Bow Cover (172)
Mooring Cover
Seat Arms
Bass Seat
Stern
Spider

COLORS

Black

162, 161

SEATS AND STANDS

Helix Pedestal w/Slider
5 - Seat Bases
2 - Movable Hydraulic Pedestals
3 - Bass Seats

CONSOLE

Curved Walk-Thru Windshield (162)
Tachometer
Windscreen (161)
Speedometer
Volt Meter
Fuel Gauge
Lighted Compass
Horn
Circuit Breakers
Tilt Steering

STORAGE

Rod Storage (Port and Star)
2 - Battery Compartments
Bow Storage
Stern Storage

LIVWELL

30 Gallon Bow Livewell A

HULL

Hydra-Lift Rolled-V Hull w/10 Year Warranty
Treated Floor w/Lifetime Warranty
5 - Keels
5 - Year Carpet Warranty

TROLLING

Trolling Motor Plug

HARDWARE

8" Access Plate
(4) 4-1/2" Cleats

MISCELLANEOUS

Navigational Lights
Bilge Pump
24 Gallon Fuel Tank (in floor)
Twice Baked Urethane Paint
2 - Cup Holders
SPD Trolling Motor
X-38 Louver® Graph
Toe Kicks

OPTIONS

Fisherman's Top (162)
Side Curtains (162)
Aft Curtains (162)
Bow Cover (162)
Mooring Cover
Seat Arms
Bass Seat
Stern
Spider

COLORS

Black



21 and 192 Millentia Lighted Rod Box



21 and 192 Millentia Pop-up Cleats



21 and 192 Millentia Driver Console



21 and 192 Millentia Engine Mount




21 and 192 Millentia Toe Kicks



21 and 192 Millentia Lighted Livewell/Baitwell



172 Millentia Organized Rod Stow System



21 Millentia



192 Millentia



172 Millentia



171 Millentia



162 Millentia



161 Millentia

MERCURY
The Water Calls

SPEC

	21	192	172, 171	162	161
Length	20'10"	18'10"	17'2"	16'0"	16'0"
Beam	38"	36"	31"	31"	31"
Depth	40"	38"	35"	37"	37"
Interior Depth	29"	27"	24"	26"	24"
Transom Width	38"	36"	33"	31"	31"
Transom Height	15.5"	15.5"	15"	15"	15"
Dry Weight (Est.)	1680	1450	1260	975	945
Maximum Persons	10	8	5	5	5
Maximum Cap. (Est.)	2100	1750	1400	1450	1450
Maximum H.P.	225	175	125	90	90
Bottom Gauge	0.125	0.125	0.100	0.100	0.100
Side Gauge	0.086	0.086	0.086	0.076	0.076
Rib Gauge	0.125	0.125	0.100	0.100	0.100

All boats using O/Bs greater than 125 H.P. should have dual or hydraulic steering.




SMOKERCRAFT

MIDWEST

MERCURY

Crown Craft



161 PRO MAG

FISHING | 2001

You can always get a bigger freezer.

And with the 161 Pro Mag, we're pretty sure you're going to need it. Because from stem to stern, this boat's built to catch fish. From its Hydra-Lift hull that gets you out of the hole fast, to the optimum control of its 5 keel construction to its many fish-fighting amenities.

Toe kicks. Five seat bases. Bow and stern livewells. Lighted rod storage. Trolling motor panel. Tackle tray. You get the picture - the 161 Pro Mag will help you haul in trophies in all kinds of water.



161 PRO MAG SPECIFICATIONS

Length	16'5"	Maximum Persons	5
Beam	84"	Maximum Capacity lbs.	1300
Depth	34"	Maximum Horse Power	90
Interior Depth	25"	Bottom Gauge	0.060
Transom width	74"	Side Gauge	0.076
Transom Height	10"	Rib Gauge	0.060
Dry weight lbs.	920		



182 ULTIMA

SEATS AND STANDS

Helm Pedestal w/Slider
5 - Seat Bases
2 - Movable Pedestals
3 - Bass Seats
Walk-in Bow Seating
Bow Cushions
Removable Back Rests w/Seat Cushions

CONSOLE

Curved Walk-Thru Windshield
Tachometer
Speedometer
Volt Meter
Fuel Gauge
Horn
Circuit Breakers
AM/FM Stereo Cassette
Tilt Steering
Anti-Feedback Steering

STORAGE

Lighted Rod Storage (Port & Star)
2 - Battery Compartments
Tackle Tray
Lockable Glove Box
Stern Dry Storage

LIVWELL

20 Gallon Stern Livewell L,A,R,T

HULL

Hydra-Lift Hull w/10 Year Warranty
Treated Floor w/lifetime Warranty
5 - Keels
5 - Year Carpet Warranty

TROLLING

Trolling Motor Panel
Battery Level Gauge
Motor Tilt Switch

HARDWARE

(4) 6" Cleats
10" Access Plate

MISCELLANEOUS

Navigational Lights
Bow Courtesy Light
Bilge Pump
40 Gallon Fuel Tank
Twice Baked Urethane Paint
3 - Cup Holders
Reinforced for Downriggers

OPTIONS

Fisherman's Top
Side Curtains
Aft Curtains
Bow Cover
Mooring Cover
Seat Arms
Bass Seat
Stem
Spider

Hydraulic Steering
Dual Steering
Sleeper Seat

COLORS

Blue, Toreador Red

162 & 161 PRO MAG

SEATS AND STANDS

Helm Pedestal w/Slider
5 - Seat Bases
2 - Movable Pedestals
3 - Bass Seats

CONSOLE

Curved Walk-Thru Windshield (162)
Starboard Console (161)
Tachometer
Speedometer
Volt Meter
Fuel Gauge
Horn
Circuit Breakers
AM/FM Stereo Cassette

STORAGE

Lighted Rod Storage (Port & Star)
2 - Battery Compartments
Tackle Tray
Bow Storage
Stern Storage
Lockable Glove Box (162)

LIVWELL

26 Gallon Bow Livewell L,A,R,T
18 Gallon Stern Livewell L,A,R,T

HULL

Hydra-Lift Hull w/10 Year Warranty
Treated Floor w/lifetime Warranty
5 - Keels
5 - Year Carpet Warranty

TROLLING

Trolling Motor Panel
Motor Tilt Switch

HARDWARE

(4) 4-1/2" Cleats
8" Access Plate

MISCELLANEOUS

Navigational Lights
Bow Courtesy Light
Stern Courtesy Light
Bilge Pump
20 Gallon Fuel Tank
Twice Baked Urethane Paint

OPTIONS

Fisherman's Top (162)
Side Curtains (162)
Aft Curtains (162)
Walk-Thru Curtain (162)
Bow Cover (162)

Mooring Cover
Seat Arms
Bass Seat
Windscreen (161)
Stem
Spider
Tilt Steering

COLORS

Blue, Toreador Red

160 PRO TILLER

SEATS AND STANDS

3 - Seat Bases
1 - Stationary Pedestal
2 - Movable Pedestals
3 - Bass Seats

CONSOLE

Tachometer
Speedometer
Volt Meter
Fuel Gauge
Circuit Breakers

STORAGE

Rod Storage (Port & Star)
1 - Battery Compartment
Bow Storage
Stern Storage

LIVWELL

21 Gallon Bow Livewell A,R

HULL

Rolled-V Hull w/10 Year Warranty
Treated Floor w/lifetime Warranty
5 - Keels
5 - Year Carpet Warranty

TROLLING

Trolling Motor Panel
Motor Tilt Switch

HARDWARE

(4) 4-1/2" Cleats
8" Access Plate

MISCELLANEOUS

Navigational Lights
Bow Courtesy Light
Stern Courtesy Light
Bilge Pump
20 Gallon Fuel Tank
Twice Baked Urethane Paint

OPTIONS

Mooring Cover
Seat Arms
Bass Seat
Stem
Spider

COLORS

Blue



182 Ultima Driver Console



162 Pro Mag Rear Casting Platform w/ Storage



162 Pro Mag Rod Storage



162 Pro Mag Toe Kick



182 Ultima



162 Pro Mag



161 Pro Mag



160 Pro Tiller

	182 Ultima	162 Pro Mag	161 Pro Mag	160 Pro Tiller
Length	17'8"	16'5"	16'5"	16'5"
Beam	91"	84"	84"	80"
Depth	39"	34"	34"	38"
Interior Depth	25"	23"	23"	28"
Transom Width	89"	74"	74"	74"
Transom Height	15	15	15	15
Dry Weight lbs.	1080	960	920	725
Maximum Persons	6	5	5	5
Maximum Cap. lbs.	1400	1300	1300	1300
Maximum H.P.	150	90	90	60
Bottom Gauge	0.100	0.080	0.080	0.080
Side Gauge	0.085	0.076	0.076	0.076
Rib Gauge	0.100	0.080	0.080	0.080

All boats using O/Bs greater than 125 H.P. should have dual or hydraulic steering.

MERCURY
The Water Calls

SPICES

L - Lighted
A - Aerated
R - Recirculating
T - Timed



SMOKERCRAFT

PRO MAG

161

MERCURY



161 STINGER

FISHING | 2001

Hang tough in the heat of the moment.

At the heart of every Smoker Craft is a well-built, thoughtfully designed boat with the power to take you to the fish, and the good sense to stay out of your way once you're there. Meet the 161 Stinger. It's got great fishing features at a great value with sleek Smoker Craft styling.

Perfect for family fishing, the 161 Stinger has 3 bass seats and 2 movable pedestals. For the day's catch, there is a 23 gallon aerated livewell, and for all your gear, there's bow and stern storage, as well as rod storage both port and starboard.

So if your definition of a sensible boat doesn't include "boring," take a look at the 161 Stinger. When it starts to get exciting out there, you'll be glad you did.



161 STINGER SPECIFICATIONS

Length	16'0"	Maximum Persons	5
Beam	81"	Maximum Capacity lbs.	1800
Depth	33"	Maximum Horse Power	60
Interior Depth	25"	Bottom Gauge	0.070
Transom Width	74"	Side Gauge	0.054
Transom Height	18"	Rib Gauge	0.070
Dry Weight lbs.	600		

172, 162, 161

SEATS AND STANDS

Helm Pedestal
4 - Seat Bases
2 - Movable Pedestals
3 - Bass Seats

CONSOLE

Curved Walk-Thru Windshield (172, 162)
Starboard Console (161)
Tachometer (172)
Speedometer
Volt Meter (172)
Fuel Gauge
AM/FM Stereo Cassette (172)

STORAGE

Rod Storage (Port & Star)
Bow Storage
Stern Storage (162, 161)
Lockable Glove Box (172, 162)
1-Battery Compartment (162, 161)

LIVWELL

25 Gallon Bow Livewell A
15 Gallon Stern Livewell A (172)

HULL

Rolled-V Hull w/10 Year Warranty (172)
Semi-V Hull w/10 Year Warranty (162, 161)
Treated Floor w/Lifetime Warranty
5 - Keels (172)
3 - Keels (162, 161)
5 - Year Carpet Warranty

TROLLING

Trolling Motor Plug

HARDWARE

(4) 6" Cleats (172)
(4) 4-1/2" Cleats (162, 161)
8" Access Plate (172)
6" Access Plate (162, 161)

MISCELLANEOUS

Navigational Lights
Bilge Pump
20 Gallon Fuel Tank (172)
16 Gallon Fuel Tank (162, 161)
Twice Baked Urethane Paint
3 - Cup Holders (162)
2 - Cup Holders (161)
Rod Racks (162, 161)
Rod Holder (162, 161)

OPTIONS

Fisherman's Top (172, 162)
Side Curtains (172, 162)

Aft Curtains (172, 162)
Walk-Thru Curtain (172)
Bow Cover (172, 162)
Windscreen (161)
Mooring Cover
Seat Arms
Bass Seat
Stem
Spider
Hydraulic Steering (172)
AM/FM Stereo Cassette (162, 161)

COLORS

Black

160

SEATS AND STANDS

4 - Seat Bases
1 - Stationary Pedestal
2 - Movable Pedestals
3 - Bass Seats

STORAGE

Rod Storage (Port & Star)
2 - Battery Compartments
Bow Storage
Stern Storage

LIVWELL

25 Gallon Bow Livewell A

HULL

Semi-V Hull w/10 Year Warranty
Treated Floor w/Lifetime Warranty
3 - Keels
5 - Year Carpet Warranty

TROLLING

Trolling Motor Plug

HARDWARE

6" Access Plate

MISCELLANEOUS

Navigational Lights
Bilge Pump
16 Gallon Fuel Tank
Twice Baked Urethane Paint
2 - Cup Holders

OPTIONS

Mooring Cover
Seat Arms
Bass Seat
Stem
Spider

COLORS

Black

151, 150, 141

SEATS AND STANDS

Helm Pedestal (151, 141)
3 - Seat Bases
2 - Movable Pedestals (151)
1 - Stationary Pedestal (150)
1 - Movable Pedestal (150, 141)
3 - Bass Seats (151)
2 - Bass Seats (150, 141)

CONSOLE

Starboard Console (151, 141)
Speedometer (151)

STORAGE

1 - Battery Compartment (151, 150)
Bow Storage

LIVWELL

24 Gallon Stern Livewell A (151, 150)
24 Gallon Port Livewell A (141)

HULL

Semi-V Hull w/10 Year Warranty
Treated Floor w/Lifetime Warranty
3 - Keels
5 - Year Carpet Warranty

TROLLING

Trolling Motor Plug (151, 150)

MISCELLANEOUS

Navigational Lights
Bilge Pump (151, 150)
Twice Baked Urethane Paint
2 - Cup Holders (151, 150)
1 - Pair Rod Holders (151, 150)

OPTIONS

Windscreen (151)
Mooring Cover
Seat Arms
Bass Seat
Stem
Spider

COLORS

Black



162 Stinger Bow Livewell



162 Stinger Rear Platform w/ Rod Holder



161 Stinger Port Side Rod Storage



151 Stinger Rear Livewell



141 Stinger Bow Storage

L - Lighted
A - Aerated
R - Recirculating
T - Timed



172 Stinger



162 Stinger



161 Stinger



160 Stinger



151 Stinger



150 Stinger



141 Stinger

MERCURY
The Water Calls

SPECS

	172	162	161	160	151	150	141
Length	17'8"	16'0"	16'0"	16'0"	15'0"	15'0"	14'5"
Beam	80"	81"	81"	81"	76"	76"	65"
Depth	30"	33"	33"	33"	30"	30"	28"
Interior Depth	25"	25"	25"	25"	22"	22"	21"
Transom Width	77"	74"	74"	74"	70"	70"	60"
Transom Height	15	15	15	15	15	15	15
Dry Weight lbs.	910	660	600	540	520	460	375
Maximum Persons	6	5	5	5	4	4	4
Maximum Cap. lbs.	1380	1200	1200	1200	1000	1000	780
Maximum H.P.	115	60	60	60	40	40	25
Bottom Gauge	0.080	0.070	0.070	0.070	0.070	0.070	0.064
Side Gauge	0.076	0.064	0.064	0.064	0.064	0.064	0.060
Rib Gauge	0.080	0.070	0.070	0.070	0.070	0.070	0.060





FEATURES

FISHING



Console

Many of our models feature custom-molded consoles with luxury style gauges. On all our boats the gauges are easy to read, with the switches and circuit breakers right at your fingertips. Tilt steering is widely available, along with either hydraulic or anti-feedback steering. On dual console models, you'll also find a lockable glovebox, molded cup holders and other amenities.

Seats

Smokercraft seats feature pinch proof hinges for safety and roto-molded, wood free seats, that won't warp or rot. Contoured bottoms and backs with resilient foam padding provide long lasting comfort and support.



Apparel

Your boating wardrobe will be complete with exclusive Smoker Craft shirts, jackets and hats. Simply order online by visiting our web site - www.smokercraft.com



CONSTRUCTION FISHING



Commitment runs in the family

For three generations, the Smoker family has been committed to building high quality, feature-packed boats for water-loving families across the country. Your Smoker Craft fishing boat is the result of the best ideas in design and engineering. Peel back the layers and you'll find that every detail is constructed to give you the ultimate in safety, comfort and control.



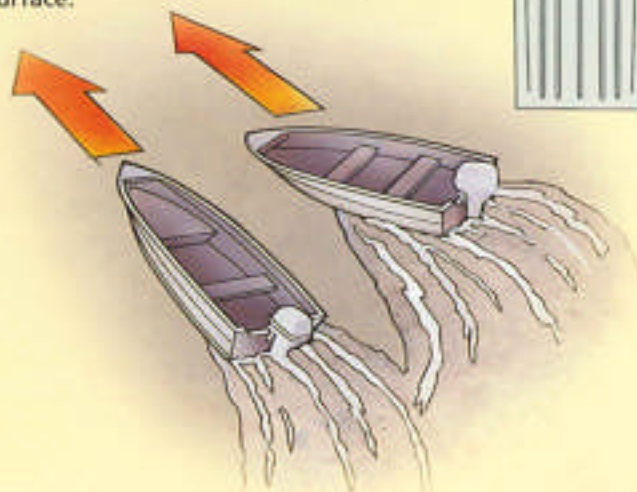
The Hydra-Lift Hull

Our Hydra-Lift hull features a specialized reverse chine design that keeps the bow down during acceleration, getting you out of the hole and on plane faster with more precise trim control.



5-Keel Construction

Up to 5 external keels give you better control when cornering and extra stability on windy days. They also provide additional protection from unseen objects beneath the surface.




Premium Grade Marine Aluminum

Smoker Craft boats feature tempered, tension leveled 5052 H34 marine grade aluminum, heavier than the industry standard.

Twice Baked Urethane Paint

Smoker Craft employs an in house paint process that starts with a special aluminum grade primer to assure proper bonding, and bakes two coats of urethane based paint to the hull. This process increases toughness and provides a finish that's durable, scratch resistant and protects the color and styling of your boat for years to come.



Yamaha Engines

The choice is yours. To ensure that you get the power you want for your Smoker Craft, we offer a full line of Yamaha® outboards.

XL Plywood Floors

Our floors are constructed with specially treated XL plywood that won't warp or rot and has a lifetime warranty.

Carpet

Our premium grade, easy-to-clean 100% UV stabilized marine carpet is backed by a 5 year warranty.

Urethane Foam

After the floor is installed, we fill every cavity with gasoline-resistant urethane foam to eliminate water-collecting pockets and give the floor solid support and strength. This also provides maximum buoyancy while giving your Smoker Craft a quieter ride.

INTEGRITY DOWN



TO THE LAST RIVET.



The Rib System

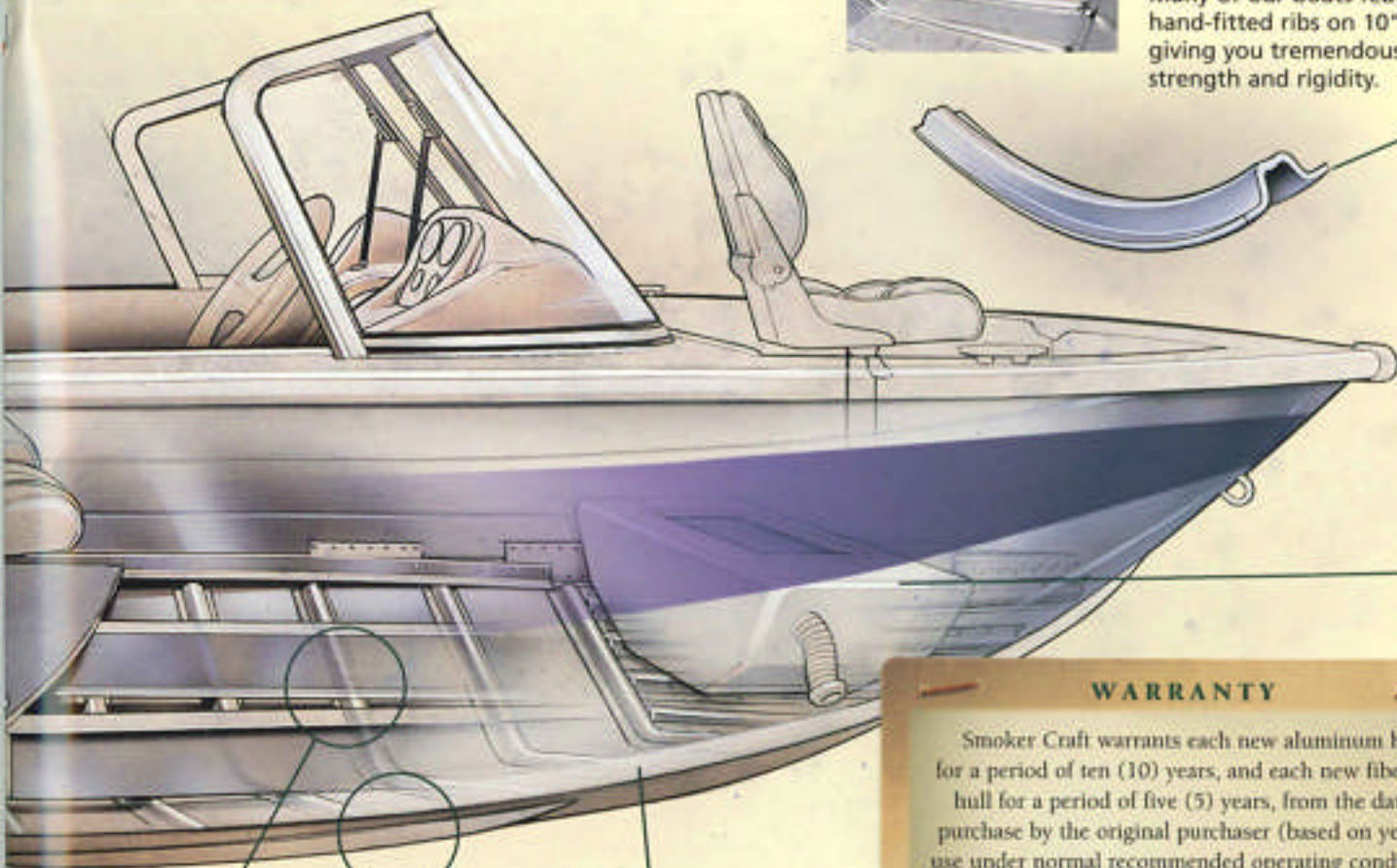
Many of our boats feature .125 gauge hand-fitted ribs on 10" centers, giving you tremendous lateral strength and rigidity.



A.I.R.S. Rib System

THEIRS Double Plated

When you're in rough water, strength is everything. That's why our hulls feature the exclusive Advanced Integrated Rib System. Unlike our competitors' double-plated aluminum, this rock-solid structure of hand-fitted, hat-shaped ribs provides tremendous longitudinal strength and rigidity.



WARRANTY

Smoker Craft warrants each new aluminum hull for a period of ten (10) years, and each new fiberglass hull for a period of five (5) years, from the date of purchase by the original purchaser (based on years of use under normal recommended operating conditions) as described in the warranty folder. A copy of the Smoker Craft Limited Warranty is attached to each new Smoker Craft boat, or may be obtained from any dealer or the Smoker Craft factory.

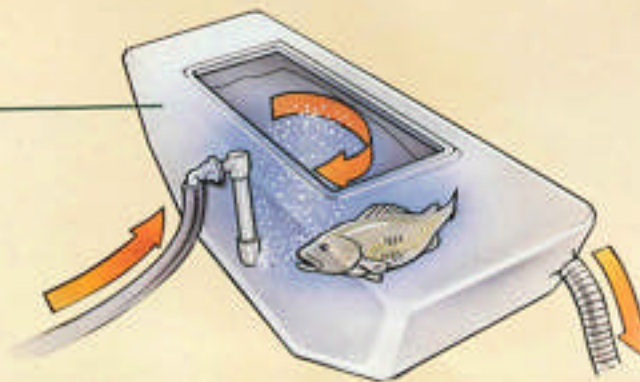
Strength

Many of our Smoker Craft boats feature a .125 one-piece bottom with .125 gauge hand-fitted ribs on 10" centers giving you tremendous lateral strength and rigidity. Combine that with 5 keels running longitudinally which provides impact resistance, improves lift, handling, bottom support, and protection.

Raked Back Bow

It all starts with a .125 one-piece bottom and double riveted joints for increased strength. Our innovative raked-back bow design with integrated spray rail gives you a smoother, drier ride and more room in the bow up above.

The Flow Rite Livewell System



The fill pump draws in water, pumping it into the livewell so it circulates at the bottom of the tank. An air hole in the top of the fill pipe lets air mix with the water, creating the aeration necessary to keep fish alive and healthy. The fill pump can be operated manually or on a timer with extra water draining out of an overflow. A separate recirculating pump works in a continuous loop to keep aerated water moving in the livewell. This is ideal for times when the outside water is undesirable, like when you're refueling dockside or drifting through stagnant water. For easy cleaning, the livewell has a bottom drain, and the hose runs through the transom, not the floor.



COVER & ENGINE OPTIONS

FISHING

Fisherman's Top, Curtains and Covers

Stay high and dry with the Fisherman's Top and complete curtain package, available on most Smoker Craft models. Whether it starts to rain, or you simply need a little shade, the top and side, aft and walk thru curtains go up quickly and easily. In addition, the top comes with a boot for easy storage. The bow cover and mooring cover keep your boat clean and ready to go.



Fisherman's Top

Fisherman's Top with
Aft and Side Curtains
and Bow Cover



Mooring Cover

Mercury Engines

Smoker Craft is proud to offer a full line of reliable Mercury and MerCruiser power options.



MERCURY
The Water Calls





V180 COBRA GLX

FISHING | 2001

Follow your best instincts.

Wherever they lead. Big water? Rough water? With 7-layer fiberglass construction, the V180 Cobra can take you there. It features two 30 gallon lighted, aerated, recirculating, timed livewells, as well as a 37 gallon fuel tank. There's plenty of storage for all your gear, 3 bass seats with 5 seat bases, and a trolling motor panel and two battery compartments. In addition, the V180 Cobra sports a curved walk-thru windshield, anti-feedback tilt steering and an AM/FM stereo cassette.

So when your favorite fish lead you out where it's not always friendly, consider going in a Cobra.



V 180 COBRA GLX SPECIFICATIONS

Length	18'0"	Maximum Persons	6
Beam	96"	Maximum Capacity lbs.	1650
Depth	18"	Maximum Horse Power	175
Dead Rise Degree	19	Fuel Capacity Gal.	37
Dry weight lbs.	1450		



V180 Cobra



V180 Cobra GLX



V180 Cobra GLS



V178 Cobra



V180 Cobra O/B Toe Kick



V180 Cobra O/B Trolling Motor Panel



V180 Cobra GLX O/B Rod Storage



V180 Cobra GLS O/B Baitwell

V180 COBRA, COBRA GLX, COBRA GLS

SEATS AND STANDS

- Helm Pedestal w/Slider
- 5 - Seat Bases
- 1 - Movable Hydraulic Pedestal
- 1 - Movable Pedestal
- 3 - Bass Seats

CONSOLE

- Curved Walk-Thru Windshield (Cobra, GLX)
- Windscreen (GLS)
- Tachometer
- Speedometer
- Volt Meter
- Fuel Gauge
- Horn
- 12 Volt Receptacle
- Tilt Steering
- Anti-Feedback Steering
- AM/FM Stereo Cassette w/2 Speakers

STORAGE

- Lighted Rod Storage (Port & Star)
- 2 - Battery Compartments
- Bow Storage
- Stern Storage
- In floor Storage (GLX, GLS)

LIVELL

- 30 Gallon Bow Livewell L,A,R,T
- 30 Gallon Stern Livewell L,A,R,T
- Baitwell (Bow and Stern) A (GLS)

HULL

- ISO NPG Marine Gel Coat
- 7-Layer Construction
- Carpeted Floor (Cobra)
- Fiberglass Floor Liner (GLX, GLS)

TROLLING

- Trolling Motor Panel
- Battery Level Gauge
- Motor Tilt Switch

HARDWARE

- 4 Stainless Steel Cleats (Through Bolted)
- 8" Access Plate

MISCELLANEOUS

- Navigational Lights
- Bow Courtesy Light
- Automatic Bilge Pump
- 37 Gallon Fuel Tank
- Color-coordinated Top (Cobra, GLX)

OPTIONS

- Side Curtains (Cobra, GLX)
- Aft Curtains (Cobra, GLX)
- Bow Cover (Cobra, GLX)
- Mooring Cover
- Snap-in Carpet (GLX, GLS)
- Tilt Hydraulic Steering
- Dual Steering
- Bass Seat
- Sony® CD Player w/4 Speakers

COLORS

- Blue, Red, Black

V178 COBRA

SEATS AND STANDS

- Helm Pedestal w/Slider
- 4 - Seat Bases
- 1 - Movable Hydraulic Pedestal
- 3 - Bass Seats

CONSOLE

- Curved Walk-Thru Windshield
- Tachometer
- Speedometer
- Volt Meter
- Fuel Gauge
- Horn
- 12 Volt Receptacle
- Tilt Steering
- AM/FM Stereo Cassette w/2 Speakers

STORAGE

- Rod Storage (Port & Star)
- Battery Compartment
- Bow Storage

LIVELL

- Bow Livewell A

HULL

- ISO NPG Marine Gel Coat
- 7-Layer Construction
- Carpeted Floor

TROLLING

- Trolling Motor Panel
- Battery Level Gauge
- Motor Tilt Switch

HARDWARE

- 4 Stainless Steel Cleats (Through Bolted)
- 8" Access Plate

MISCELLANEOUS

- Navigational Lights
- Bow Courtesy Light
- Bilge Pump
- 24 Gallon Fuel Tank
- Color-coordinated Top

OPTIONS

- Side Curtains
- Aft Curtains
- Bow Cover
- Mooring Cover
- Tilt Hydraulic Steering
- Dual Steering
- Anti-Feedback Steering
- Bass Seat
- Sony® CD Player w/4 Speakers

COLORS

- Blue, Red, Black

SPECS

	V180	V180 GLX, GLS	V178
Length	18'0"	18'0"	17'8"
Beam	96"	96"	88"
Depth	18"	18"	16"
Dead Rise Degree	18	19	18
Dry Weight lbs.	1275	1460	1150
Max. Persons	6	6	5
Max. Cap. lbs.	1650	1650	1500
Max. H.P.	175	175	150
Fuel Cap. gal.	37	37	24

All boats using O/Bs greater than 125 H.P. should have dual or hydraulic steering.

L - Lighted
A - Aerated
R - Recirculating
T - Timed





192 STEALTH

FISHING | 2001

Just in case you happen to prefer vinyl.

Let's face it. From the rod box to the tackle box, you've got your own personal style. That's why at Smoker Craft we offer so many choices of fishing boats.

Take for example the 192 Stealth. Its vinyl flooring makes it ideal for salt water conditions. Its impressive features also include a 30 gallon lighted, aerated, recirculating, timed livewell; a 40 gallon fuel tank; a trolling motor panel and 3 battery compartments. In addition, it's reinforced for downriggers.

And, with the 192 Stealth, you can take along everything you need for a day on the water with roomy bow storage, a lockable glove box, port and starboard console storage, as well as two rod storage spaces.

You know what you want - you want a boat that suits you. At Smoker Craft, you'll find the perfect fit.



192 STEALTH SPECIFICATIONS

Length	18'10"	Maximum Persons	8
Beam	96"	Maximum Capacity lbs.	1750
Depth	35"	Maximum Horse Power	175
Interior Depth	27"	Bottom Gauge	0.125
Transom Width	96"	Side Gauge	0.086
Transom Height	18"	Rib Gauge	0.125
Dry Weight lbs.	1560		



192 Stealth



172 Stealth



141 Stealth



192 Stealth Port Side Storage



192 Stealth Driver Console



141 Stealth Bow Storage

192 STEALTH

SEATS AND STANDS

Helm Pedestal w/Slider
 4 - Seat Bases
 2 - Movable Pedestals
 3 - Bass Seats

CONSOLE

Curved Walk-Thru Windshield
 Tachometer
 Speedometer
 Volt Meter
 Fuel Gauge
 Horn
 Circuit Breakers
 Tilt Steering
 Anti-Feedback Steering

STORAGE

Rod Storage (Port & Star)
 3 - Battery Compartments
 Console Storage (Port & Star)
 Lockable Glove Box

LIVWELL

30 Gallon Bow Livewell L,A,R,T

HULL

Rolled-V Hull w/10 Year Warranty
 Treated Floor w/Lifetime Warranty
 5 - Keels
 Vinyl Floor Covering

TROLLING

Trolling Motor Panel
 Battery Level Gauge
 Motor Tilt Switch

HARDWARE

(4) 6" Cleats
 8" Access Plate

MISCELLANEOUS

Navigational Lights
 Bilge Pump
 40 Gallon Fuel Tank
 Twice Baked Urethane Paint
 Cup Holders
 Reinforced for Downriggers

OPTIONS

Fisherman's Top
 Side Curtains
 Aft Curtains
 Walk-Thru Curtain
 Bow Cover
 Mooring Cover
 Seat Arms

Bass Seat
 Stem
 Spider
 Hydraulic Steering
 Dual Steering

COLORS

Black

172 STEALTH

SEATS AND STANDS

Helm Pedestal w/Slider
 5 - Seat Bases
 2 - Movable Pedestals
 3 - Bass Seats

CONSOLE

Curved Walk-Thru Windshield
 Tachometer
 Speedometer
 Volt Meter
 Fuel Gauge
 Horn
 Circuit Breakers

STORAGE

Rod Storage (Port and Star)
 2 - Battery Compartments
 Bow Storage
 Console Storage
 Lockable Glove Box

LIVWELL

30 Gallon Bow Livewell A

HULL

Rolled-V Hull w/10 Year Warranty
 Treated Floor w/Lifetime Warranty
 5 - Keels
 Vinyl Floor Covering

TROLLING

Trolling Motor Plug

HARDWARE

8" Access Plate
 (4) 6" Cleats

MISCELLANEOUS

Navigational Lights
 Bilge Pump
 30 Gallon Fuel Tank
 Twice Baked Urethane Paint
 1 - Cup Holder

OPTIONS

Fisherman's Top
 Side Curtains
 Aft Curtains
 Walk-Thru Curtain
 Bow Cover
 Mooring Cover
 Seat Arms
 Bass Seat
 Stem
 Spider
 Hydraulic Steering
 Dual Steering
 AMFM Stereo Cassette

COLORS

Black

141 STEALTH

SEATS AND STANDS

1 - Seat Base
 1 - Movable Pedestal
 2 - Bass Seats

STORAGE

Bow Storage
 Side Storage

LIVWELL

18 Gallon Port Livewell A

HULL

Aluminum Hull w/10 Year Warranty
 Treated Floor w/Lifetime Warranty
 3 - Keels
 Vinyl Floor Covering

TROLLING

Trolling Motor Plug

MISCELLANEOUS

Navigational Lights
 Twice Baked Urethane Paint

OPTIONS

Windscreen
 Mooring Cover
 Seat Arms
 Bass Seat
 Stem
 Spider

COLORS

Black

	192	172	141
Length	18'10"	17'5"	14'2"
Beam	96"	85"	67"
Depth	38"	38"	30"
Interior Depth	27"	25"	22"
Transom Width	96"	74"	60"
Transom Height	L5	L5	L5
Dry Weight lbs.	1360	820	380
Maximum Persons	8	6	4
Maximum Cap. lbs.	1750	1380	1000
Maximum H.P.	175	125	40
Bottom Gauge	0.125	0.100	0.064
Side Gauge	0.086	0.086	0.060
Rib Gauge	0.125	0.100	0.064

SPCS

All boats using O/Bs greater than 125 H.P. should have dual or hydraulic steering.

L - Lighted
A - Aerated
R - Recirculating
T - Tilted





168 PRO MAG

FISHING | 2001

He'll catch it. He'll clean it...

He'll cook it. And he'll never forget it. Learning to fish is something you keep for life. And at the tiller of the 168 Pro Mag, you'll be able to hand down all the secrets of your success.

This is a tough, reliable 16-footer. With two comfortable bass seats, plenty of storage, a lockable glove box and a trolling motor plug. And most importantly, its 21 gallon aerated livewell will help get his first keepers home safely.



168 PRO MAG SPECIFICATIONS

Length	16'10"	Maximum Persons	5
Hood	69"	Maximum Capacity lbs.	1100
Depth	33"	Maximum Horse Power	45
Interior Depth	22"	Bottom Gauge	0.054
Transom Width	59"	Side Gauge	0.050
Transom Height	16	Rib Gauge	0.054
Dry Weight lbs.	540		

168 Pro Mag



140 Pro Mag



16' Big Fisherman



14' Big Fisherman



157 Super Fisherman



16' Voyager



14' Voyager

**168 & 140 PRO MAG****SEATS AND STANDS**

- 3 - Seat Bases
- 1 - Movable Pedestal
- 1 - Stationary Pedestal
- 2 - Bass Seats

STORAGE

- Rod Storage (Star)
- Bow Storage
- Lockable Glove Box

LIVWELL

- 21 Gallon Port Livewell A (168)
- 15 Gallon Port Livewell A (140)

HULL

- Aluminum Hull w/10 Year Warranty
- Treated Floor w/Lifetime Warranty
- 3 - Keels
- 5-Year Carpet Warranty

TROLLING

- Trolling Motor Plug

MISCELLANEOUS

- Navigational Lights
- Bilge Pump
- 2 - Cup Holders (168)

OPTIONS

- Mooring Cover
- Seat Arms
- Bass Seat
- Stem
- Spider

COLORS

- Blue

- L - Lighted
- A - Aerated
- R - Recirculating
- T - Timed

16 & 14 BIG FISHERMAN**STANDARDS**

- 2 - Seat Bases (16)
- Circuit Breakers
- Bow Storage (16)
- Side Storage (Star)
- 25 Gallon Port Livewell (16)
- 21 Gallon Port Livewell (14)
- Rod Holders (Port & Star)
- Aluminum Hull w/10 Year Warranty
- Treated Floor w/Lifetime Warranty
- 3 - Keels
- 5-Year Carpet Warranty
- Navigational Lights
- Bilge Pump (16)
- Trolling Motor Plug (16)

OPTIONS

- Starboard Console
- Mooring Cover
- Seat Arms (16)
- Bass Seat (16)
- Stem (16)
- Spider (16)

COLORS

- Toreador Red

157 SUPER FISHERMAN**STANDARDS**

- 4 - Aluminum Bench Seats
- Bow & Stern Castings w/Handles
- Oar Locks
- Aluminum Hull w/10 Year Warranty
- 3 - Keels
- Nonskid Interior
- Painted Exterior

OPTIONS

- Starboard Console
- Mooring Cover

COLORS

- Toreador Red

SPECS

	168 Pro Mag	140 Pro Mag	16 Big Fish.	14 Big Fish.	157 Super Fish.	16 Voyager	14 Voyager
Length	16'10"	14'5"	16'5"	14'2"	15'5"	16'5"	14'2"
Beam	69"	67"	70"	68"	72"	70"	68"
Depth	33"	30"	31"	30"	32"	30"	30"
Interior Depth	22"	19"	22"	22"	32"	30"	30"
Transom Width	59"	59"	63"	60"	61"	60"	60"
Transom Height	L5	L5/S5	L5	L5/S5	L5	L5	L5/S5
Dry Weight lbs.	540	385	420	285	290	420	230
Maximum Persons	5	4	5	4	4	5	5
Maximum Cap. lbs.	1100	975	1100	1100	1100	1100	1000
Maximum H.P.	45	40	40	35	40	40	35
Bottom Gauge	0.064	0.064	0.064	0.064	0.070	0.064	0.064
Side Gauge	0.060	0.060	0.060	0.060	0.060	0.060	0.060
Rib Gauge	0.064	0.064	0.064	0.064	0.064	0.064	0.064

14' Canadian



12' Canadian



12' Sportsman



171 Bass Boat



161 Bass Boat



171 Bass Boat Under Seat Storage



171 Bass Boat Dry Storage



161 Bass Boat Rod Storage

14 & 12 CANADIAN 12 SPORTSMAN

STANDARDS

3 - Aluminum Bench Seats
Bow & Stern Castings
w/handles
Oar Locks
Aluminum Hull
w/10 Year Warranty
Nonskid Interior

171 & 161 BASS

SEATS AND STANDS

2 - Seat Bases
4 - Bass Seats (171)
4 - Bass Seats (161)

CONSOLE

Starboard Console w/Backrest
Windscreen
Tachometer
Speedometer

Volt Meter
Fuel Gauge

STORAGE

Rod Storage (Part)
4 - Large Storage Areas
2 - Battery Compartments
Under Helm Seat
Under Passenger Seat
Drop-in Plastic Storage
w/Drain (171)

LIVELL

27 Gallon Stern Livewell A
27 Gallon Bow Livewell A (171)

HULL

All Welded Hydra-Lift Hull
w/10 Year Warranty
Treated Floor w/Lifetime
Warranty
5-Year Carpet Warranty

TROLLING

Trolling Motor Plug
Motor Tilt Switch

HARDWARE

8" Access Plate
(4) 6" Cleats

MISCELLANEOUS

Navigation Lights
Bow Courtesy Light
Stern Courtesy Light
Bilge Pump
15 Gallon Fuel Tank (171)
12 Gallon Fuel Tank (161)
Cup Holders (161)

OPTIONS

Mooring Cover

COLORS

Blue

L - Lighted
A - Aerated
R - Recirculating
T - Timed

SPEC

	14 Canadian	12 Canadian	12 Sport	171 Bass	161 Bass
Length	13'10"	11'9"	11'9"	12'5"	16'2"
Beam	58"	56"	52"	77"	73"
Depth	20"	20"	17"	23"	23"
Interior Depth	20"	20"	17"	16"	16"
Transom Width	50"	50"	48"	75"	73"
Transom Height	55	55	55	15	15
Dry Weight lbs.	130	112	93	1140	980
Maximum Persons	4	3	2	4	4
Maximum Cap. lbs.	700	600	455	1100	1100
Maximum H.P.	15	10	7.5	90	60
Bottom Gauge	0.050	0.050	0.050	0.100	0.100
Side Gauge	0.050	0.050	0.050	0.100	0.100
Rib Gauge	0.050	0.050	0.050	0.100	0.100



1644 MVX Jon



1032 Jon



1436 Jon




1232 Jon



1448 Jon



1432 Jon



1648 Jon

	1032 JON	1232 JON	1432 JON	1436 JON	1444 JON MV	1448 JON	1550 JON MV	1644 JON MV	1644 JON MVX	1648 JON	1750 JON MV	1860 JON
				1436 JON LW	1444 JON MVX	1448 JON LW	1550 JON MVX			1648 JON LW	1750 JON MVX	
Length	10'0"	12'0"	14'0"	14'0"	14'0"	14'0"	15'0"	16'0"	16'3"	16'0"	17'0"	18'5"
Beam	51"	51"	51"	57"	63"	72"	74"	63"	63"	72"	74"	89"
Depth	16"	16"	16"	18"	22"	22"	22"	22"	22"	22"	22"	24"
Interior Depth	16"	16"	16"	18"	22"	22"	22"	22"	22"	22"	22"	20"
Transom Width	50"	50"	50"	56"	68"	71"	73"	68"	68"	71"	73"	90"
Transom Height	55	55	55	55	15/55	15/55	15	15	15	15/55	15	15
Dry Weight lbs.	100	120	140	185	280	260	335	300	500	295	365	500
Maximum Persons	2	2	2	3	3	3	4	4	4	4	4	6
Maximum Capacity lbs.	290	390	390	650	800	900	950	900	900	900	1150	1350
Maximum Horse Power	3	6	7	20	25	25	45	30	35	35	45	65
Bottom Gauge	0.050	0.050	0.050	0.064	0.072	0.072	0.072	0.072	0.072	0.072	0.080	0.100
Side Gauge	0.050	0.050	0.050	0.064	0.072	0.072	0.072	0.072	0.072	0.072	0.080	0.100

5x113

Ten great reasons to join the family.

Quality

At Smoker Craft, we offer many different models to meet many different needs. But at the heart of each and every one is a well-constructed, thoughtfully designed boat that's built to last. After all, we wouldn't put our name on anything less.

Service

We believe that customer service begins right here at the factory — with our commitment to our dealer network and our promise to stand behind every boat we build.

History

When you get a Smoker Craft, you're getting the benefit of three generations of experience. Three generations of Research and Development. And three generations of relationships with the very best vendors and suppliers in the industry.

Financial Stability

You don't stay in business as long as we have unless you've earned the financial confidence of a vast number of dealers, suppliers, employees and customers. Just one more reason to feel good about becoming part of the Smoker Craft family.

Nationwide Sales and Support

Our nationwide dealer network offers expert sales and factory-authorized service to water-loving families across the country. Visit our web site at www.smokercraft.com to locate the dealer nearest you.

Construction

At Smoker Craft, we're proud to offer some of the best construction in the industry. You'll find the same high level of quality materials and processes across our entire line of boats. From the



bat-shaped ribs and raked-back bow design of our aluminum V-hulls to our labor-intensive 7-layer fiberglass construction to the heavy gauge, welded chambers of our pontoon tubes. You can be sure your Smoker Craft is solid from stem to stern.

Broad Product Line

At Smoker Craft, our family loves boating as much as yours does. And maybe that's why we continue to offer so many different models and product lines. Fishing, cruising, skiing — simply pick your family's favorite activities and chances are, we've got a package that's perfect for you.

Safety

Every Smoker Craft boat is built to exacting standards set by the U.S. Coast Guard. From flotation and fuel systems to wiring looms, boat beams, depth and freeboard — Smoker Craft boats are among the safest on the water.

Resale Value

With thousands of Smoker Craft boats on the water today, Smoker Craft is one of the most popular and

recognized names in the industry. For you, this popularity translates into higher resale values when it comes time to upgrade.

Innovative Engineering

When it comes to engineering, the little things add up to a big difference. Ideas like one piece bottoms, more lateral ribs, double riveted seams, 5 bottom keels, and a unique seam sealing tape, to name just a few. Simply put, our research and development team keeps Smoker Craft well ahead of the curve.

www.smokercraft.com

Your family tradition starts here.

The specifications of any Smoker Craft boat are subject to change without notice.



MERCURY
The Water Calls

Smoker Craft, Inc.
P.O. Box 65 • New Paris, IN 46553
P: (219) 831-5900 • F: (219) 831-7003

Smoker Craft, Inc. West
P.O. Box 219 • Stayton, OR 97183
P: (503) 769-2996 • F: (503) 769-5835

Smoker Craft, Inc. South
P.O. Box 1267 • LaGrange, GA 30241
P: (706) 882-1438 • F: (706) 882-9562

Smoker Craft, Inc. North
P.O. Box 129 • Minong, WI 54859