

SMOKER CRAFT

America's First Family of
BOATS



ADVENTURE begins when you bring your Smoker Craft boat home . . .

. . . and proudly show it to your family and friends. With the same gleeful anticipation of a wide-eyed child on Christmas morning, you start planning the first voyage, the first sprint across the glassy surface at dawn, the first catch. You're already smiling as you envision the smiles of your family, all of you enjoying the priceless time together in your own tranquil world. Even as you gaze with quiet satisfaction, you're eagerly anticipating a lifetime of memorable adventures.

Deep down, you may even realize you are experiencing the same adventurous, compelling feeling people have had for centuries, the excitement of launching a boat and heading towards the horizon. We've always been drawn to the water, to its mysteries, its beauty, its ever-changing mood. From the vastness of the sea to an easygoing stream, we want to see where a boat will take us, and learn from it. And what we've seen and learned passes to each succeeding generation as they anticipate the wonders waiting for them away from shore.

At Smoker Craft, that anticipation is a feeling we understand well. Its power never diminishes; instead, it grows stronger with each boat we design and test, and it's what drives us to continue building dependable,

affordable family boats. From fishing boats big and small, to sleek runabouts and deck boats, to carefree pontoons, you'll find a complete selection created with your family's adventures in mind.


Boat designs and equipment have come a long way over time, and Smoker Craft boats reflect the latest ideals in a family boat. Plenty of storage space, comfortable seats, lots of room for the whole crew to cast a line or stretch out and relax, and warm, friendly colors. Intelligent features to complement your favorite boating adventures, such as fishing boats with lighted livewells and toe hold cutouts. And rugged, long-lasting construction for years of enjoyment.

Our aluminum boats feature a rock-solid rib structure for lateral strength, up to five keels for longitudinal strength and better control, and a specially treated plywood floor with a lifetime warranty. The basis for our sturdy fiberglass hulls comes from several layers of hand-laid woven roving and fiberglass, and a powerful stringer system laminated to the hull and completely encapsulated in fiberglass. We provide a lifetime warranty on the specially treated plywood deck, heavy gauge tubes and all-aluminum transom of each pontoon we build, ensuring generations of family fun.

Plus, with our thorough leak tests, extensive inspection process, strict level flotation tests and comprehensive warranties, we ensure peace of mind for you, so you can spend more time anticipating your next adventure. And there will always be another adventure.

Every time you start the motor and head for the open water, you see the joyous look in the eyes of your family, you feel the freedom in your heart, and the thrill of anticipation builds as you leave the land behind. Could this be the morning you haul in that trophy catch? Will your kids experience the proud excitement of getting up on their skis for the first time? Maybe you'll all catch a glimpse of nature at play, laughing with startled delight as a fish leaps high off your bow, or a turtle swims lazily by.

Yes, we'll always go back on the water, because there's an ancient mariner in all of us. We instinctively know that spending time in a boat is the perfect place for a family to enjoy the world, and to enjoy it together. At America's First Family of Boats, we wouldn't have it any other way. We know the adventures you share as a family, and the memories you create, are the ones that endure, and that you'll treasure forever. Come, let the adventure begin.




Doug Schrock, Vice President
Byron "Barney" Smoker, Founder



Doug Schrock, President



Joe Blackburn, CFO



Byron Smoker
and
Grandson Tim

CONTENTS

Fishing Boat Features	4-7
Fishing Boats	8-31
Pontoon Features	32-33
Pontoon Boats	34-41
Fiberglass Features	42-43
Fiberglass Boats	44-51
Fishing Boat Standards & Options	52-55
Pontoon Standards, Options & Floorplans ..	56-58
Fiberglass Standards & Options	59

FEATURES

You'll find features to treasure in Smoker Craft boats!

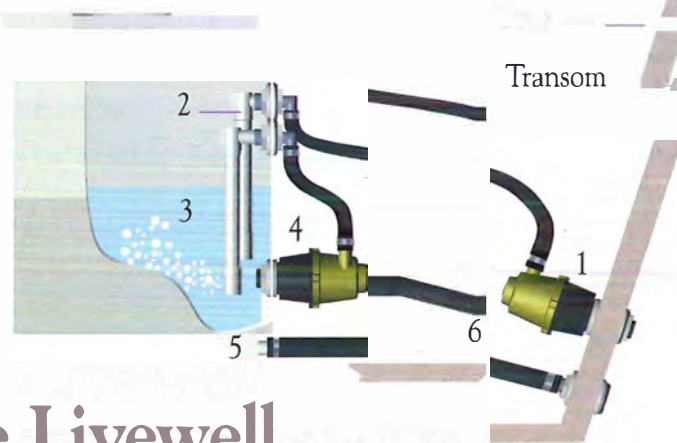

Driver's Delight

From the attractive wood grain accents to the spacious functionality, you'll enjoy sitting in front of the custom-molded console of your Smoker Craft boat. Easy-to-read gauges let you quickly check all vital signs, and all switches and circuit breakers are right at your fingertips. There's room for extra electronic gear, and you can bring along your favorite fish-catching music to play on the Aquatronics AM/FM stereo-cassette. On dual console models, you'll also find a lockable glove box, molded cup holders and other amenities.



There's Plenty in Store

Look anywhere in your Smoker Craft and you'll see plenty of storage space. Up front, along both sides, in the consoles, in the rear — storage space is all around you. You'll find more than enough room for all your fishing gear, safety supplies, picnic items, beach towels and anything else you and your family want to bring along to add to your fun. And for extra protection, most of our storage compartments are lockable.



They'll Live Well in the Livewell



The Flow Rite system is so right. The fill pump (1) draws in water, pumping it into the livewell so it circulates at the bottom of the tank. An air hole in the top of the fill pipe (2) lets air mix with the water, creating the aeration necessary to keep the fish alive (3). The fill pump can be operated manually or on a timer, with extra control switches located on the side of the boat. A separate recirculating pump (4) works in a

Light and Lively

Help the fish lighten up by placing them in the spacious, aerated livewells you'll find in your Smoker Craft. Many now come with lights, along with timers and recirculating pumps to keep your fish cleaner and healthier. Most models include the FlowRite Livewell System for an even fresher livewell. Convenient control switches are located both on the dash, and on a panel close to each livewell, with foam-backed lids providing superb

Give Yourself a Lift!

There's nothing dull about this hull. With its specialized design, the Hydra-Lift hull on your Smoker Craft will get you out of the hole quicker, on plane faster and give you more precise trim control. Because a properly trimmed boat runs on only the last three feet of the hull, that's all the farther our special reverse chine extends in from the transom. This design keeps the bow in the water when you hit the throttle, so you can get up on plane and trim your boat quickly. And, like a sports car, it gives you superb handling ability so you can turn sharper with more control. Combined with the five-keel construction of your Smoker Craft, the Hydra-Lift hull gives you a boat with immense strength and outstanding performance



We Do the Rod Thing

Since a rod comes in handy when catching fish, we've made some handy places for your rods. You'll find lots of lockable rod boxes, with large openings and bi-fold doors that don't take up much space. Many rod boxes now include lights, so you don't have to fumble around in the dark during those pre-dawn excursions. For extra convenience, bow or stern rod holders are available in various models. They'll let you stash your rods while moving from spot to spot, or you can keep them rigged and ready when the action's hot.

Take a Seat

With seats this comfortable, you might forget where you are and start reaching for the remote control instead of your fishing rod. We make all our own seats with thick, resilient foam padding for long-lasting, restful support. Then we cover them with handsome, high-grade marine vinyl. Durable and easy to clean, the vinyl will retain its bright good looks for years to come. Finally, we install pinch-proof hinges on every seat, protecting the hands of your entire crew, large and small.




Twice as Nice

Your boat will keep its showroom beauty for years and years because it's painted with a twice-baked urethane finish. This urethane paint increases the toughness of our hulls and bottoms, plus it's durable and resists scratching and chipping. You'll enjoy a remarkable depth of color that will keep drawing admiring glances for years to come.



Topping It All Off

You'll stay high and dry with the Fisherman's Top and complete curtain package. Available for most models, the top and the side, aft and walk-through curtains go up easily in case of inclement weather, or if you'd like a little shade during a bright, sunny day. The top comes with a boot for easy storage.



You'll be Ticked by Our Rib

You'll handle the roughest waters with ease because of your boat's incredible strength. It starts with our seamless, .100-gauge hull structure. Then, 100-gauge, hand-fitted ribs




You've Got Access

Making minor adjustments, replacing hoses and performing other maintenance chores is simple with the large, eight-inch access plates located in the transom and the bow area. They lift out easily, giving you lots of elbow room to keep everything in shipshape condition.

You've Got the Floor

A floor for evermore. You can stand around all you want in your Smoker Craft because we build each floor with specially treated plywood that won't warp or rot. You'll enjoy years of maintenance-free enjoyment, especially with the lifetime warranty on the floor. Covering the wood is thick Alpha carpet, chosen for its well-known combination of richness and durability. It's easy to clean, and the color also hides dirt better, so your boat always looks its best. And the five-year carpet warranty guarantees those looks are here to stay.




A Real Keel for the Water

You'll maintain an even keel in your Smoker Craft. That's because the external keels on the hull bottom provide you and your family with smooth, safe performance and control. We install up to five keels to give you increased maneuverability when cornering, improved planing, better control on windy days, and protection from unseen submerged objects. The keels also add stability and longitudinal strength for your boat, and give you peace of mind.


Toe the Line

When it's time to net your catch, a toe hold cutout will let you lean farther over the side. Located along the bottom of the side panels, the toe hold cutout will give you better, safer support and reaching room. By placing your toes in the cutout, you'll also have more room to swing around when you're fishing from your seat.



Fill it Up

It's what's underneath that counts. Under the floor of each boat we make, we fill every cavity with poured-in, gasoline-resistant urethane foam, which ensures maximum buoyancy and solid floor support and strength. We pour in the foam after the floor is laid down, not before, preventing the formation of water-collecting pockets. In addition, the poured-in foam



Ultima


Prepare for the ultimate adventure. Large aerated livewells, movable seats, spacious rod boxes, a bait bucket and casting platforms will help make each family fishing voyage a memorable one. The Hydra-Lift hull will power you through any water with ease, so you can find your favorite spots both near and far.



Fisherman's Top and full curtain package keep you dry and comfortable.



178 Ultima



Deluxe console gauges are easy to read day and night, and the large livewells and roomy rod boxes light up for extra convenience.

Toe hold cutout provides extra support when leaning over the side.



178 Ultima

MERCURY

Fazer

You won't be fazed by any fishing challenge. Built tough enough to explore even the deepest waters, your Fazer comes with fishing space, storage and features blended into a design that combines grace, power and beauty with practicality.



Deluxe wood grain console with full instrumentation, circuit breakers and room for graphs.



BOAT MODEL	Length	Beam	Depth	Interior Depth	H.P.*	Weight	Maximum Capacity	Transom Width	Transom Height	Bottom Gauge	Side Gauge
192 F	18'6"	37"	12"	20"	175*	1275	1055	24"	1.5	100	086



178 Fazer



192 Fazer


MERCURY

Phantom


The breathtaking Phantom will make every outing a thrilling family adventure. The numerous fish-catching features will leave the fish frozen with fear, while you can chill out in the comfortable interior. And there's no need to fear this Phantom after dark, thanks to the lighted livewells and rod boxes.



170 Phantom SC



Hydra-Lift Hull provides quicker planing, better stability and precise trim control.




170 Phantom DC



Rear work station with storage, livewell, seat base and back rest.



Toe hold cutout for better, safer support when leaning over the side.




Pro Mag

If you're serious about your fishing, give yourself a professional edge with the versatile and affordable


Pro Mag. Bow and stern livewells, casting platforms, movable seats, functional work stations, plenty of room for all your gear, and more, mean you can concentrate on landing the big ones.

181 Pro Ma



BOAT MODEL	Length	Beam	Depth	Interior Depth	H.P.	Weight	Maximum Capacity	Transom Width	Transom Height	Bottom Gauge	Side Gauge
182 Pro Mag/181 Pro Mag	18' 5"	83½"	38"	23"	150*	1310	1600	78 ½"	LS	.100	.086
162 Pro Mag/161 Pro Mag	16' 5"	84"	34"	23"	90	960/920	1300	74"	LS	.080	.076

*All boats using greater than 125 H.P. outboards should have dual or hydraulic steering



Redesigned stern with extra storage space, livewell and seat base.




LIGHTED
Livewell & Rod Box





181 Pro Mag



162 Pro Mag



161 Pro Mag



182 Pro Mag

Cobra

The fish will have no chance to slither away from the deadly strike of the Cobra.




Deluxe trolling motor panel.



GLS Open rod storage.



GLS Recirculating baitwell.



Salmon

Fearless, durable and tough as they come, the vinyl-floor Salmon takes you where few dare to go. With superb power by Evinrude, you're ready for new family adventures every time out.



BOAT MODEL	Length	Beam	Depth	Interior Depth	H.P.	Weight	Maximum Capacity	Transom Width	Transom Height	Bottom Gauge	Side Gauge
172 SALMON	17'5"	8'1"	14"	27"	175*	1200	1055	81"	15"	100	.08

192 Salmon

Large rod box includes a light.

172 Salmon

192 Aerated 25-gallon rear livewell



Spitfire & Pro Tiller

Choose either name, then choose your adventure. You'll find the space, versatility and functionality to find any fish, any time, anywhere. The Pro Tillers feature huge casting platforms, and the aggressive dual and single console Spitfires will never give up.



BOAT MODEL	Length	Beam	Depth	Interior Depth	H.P.	Weight	Maximum Capacity	Transom Width	Transom Height	Bottom Gauge
162 SPITFIRE							1200	70"	15"	080


Spitfire port
rod storage.



160 Pro Tiller



161 Spitfire



160 Pro Tiller
rear switch panel.




MERCURY
OUTBOARD

\$160 Stinger

any fishing hole, and discover a variety of convenient features that practically catch the fish for you. Tough and affordable, the Stinger is one sharp boat.

Put yourself into 16 feet of pure fishing machine. You'll slice your way to



BOAT MODEL	Length	Beam	Depth	Interior Depth	H.P.	Weight	Maximum Capacity	Transom Width	Transom Height	Bottom Gauge	Side Gauge
160 STINGER	16'	48"	12"	12"	60	660/600/540	1200	74 1/2"	LS	.070	.064

160 Stinger Tiller



The Stinger's spacious rear work station includes a casting platform with seat base, and built-in rod holders for easy access and increased fishability.





160 Stinger DC




S150 & 141 Stinger

You'll want to linger in your Stinger. Simple, versatile and functional, these all-purpose and affordable fishfinders are so much fun you won't want to head back in.





141 Stinger




150 Stinger



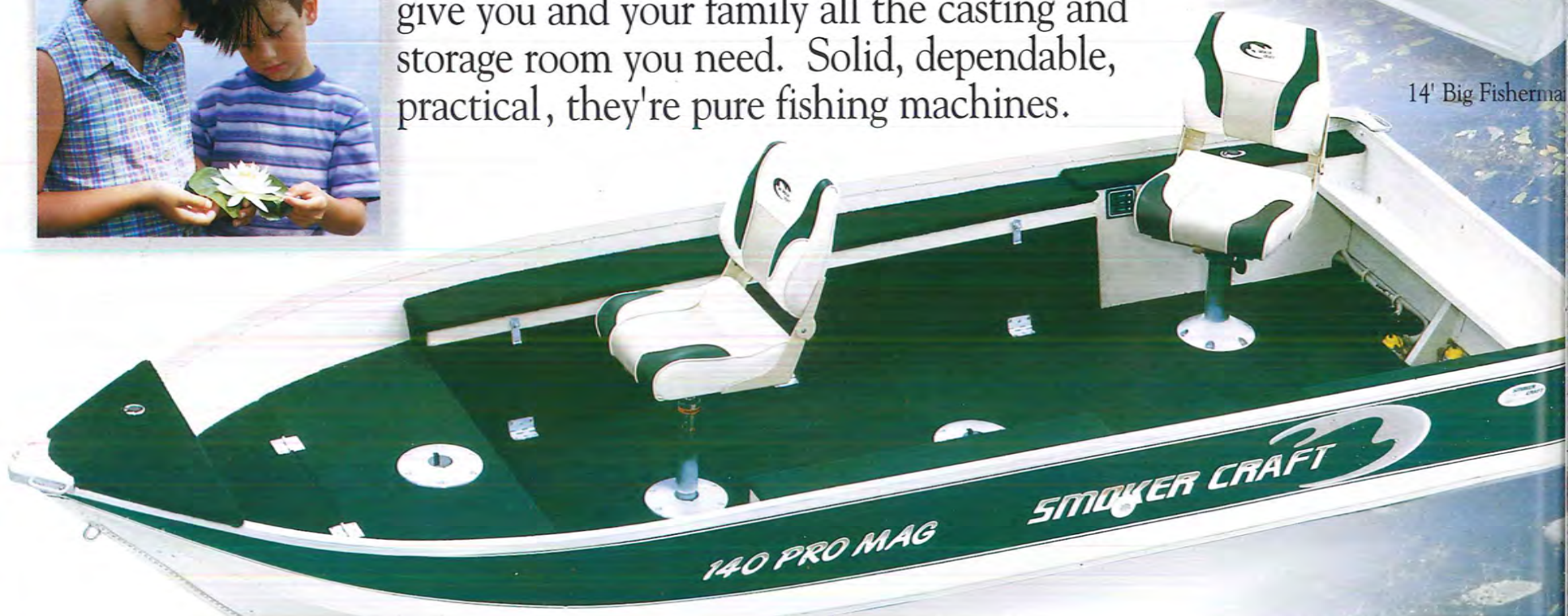
BOAT MODEL	Length	Beam	Depth	Interior Depth	H.P.	Weight	Maximum Capacity	Transom Width	Transom Height	Bottom Gauge	Side Gauge
------------	--------	------	-------	----------------	------	--------	------------------	---------------	----------------	--------------	------------

ProMag & Big Fisherman



Ready for action, these affordable fish hunters give you and your family all the casting and storage room you need. Solid, dependable, practical, they're pure fishing machines.

14' Big Fisherman





BOAT MODEL	Length	Beam	Depth	Interior Depth	H.P.	Weight	Maximum Capacity	Transom Width	Transom Height	Bottom Gauge	Side Gauge
168 Pro Mag	16' 10"	69 1/4"	33"	22"	45	540	1100	59"	LS	.064	.060
140 Pro Mag	14' 5"	67 1/2"	29 3/4"	19"	35	385	975	59"	LS/SS	.064	.060
16' Big Fisherman	16' 5"	70 1/2"	31"	22"	40	420	1100	63"	LS	.070	.060
14' Big Fisherman	14' 2"	68 1/2"	30"	22"	35	285	1000	60"	LS/SS	.064	.060

168 PRO MAG

SMOKER CRAFT

MARINER 25

168 Pro Mag

16' Big Fisherman

SMOKER CRAFT

OPEN FISHING Boats



15' Super Fisherman



14' Voyager


SUPER FISHERMAN ♦ VOYAGER CANADIAN ♦ SPORTSMAN

BOAT MODEL	Length	Beam	Depth	H.P.	Weight	Maximum Capacity	Transom Width	Transom Height	Bottom Gauge	Side Gauge
16' Voyager	16' 5"	70 1/2"	31"	40	350	1100	63"	LS	.070	.060
15' Super Fisherman	15' 5"	72"	32"	40	290	1100	61 1/4"	LS	.070	.060
14' Voyager	14' 2"	68 1/2"	30"	35	230	1000	60"	LS/SS	.064	.060
14' Canadian	13' 10"	58"	20"	15	130	700	50 1/2"	SS	.050	.050
12' Canadian	11' 9"	56"	20"	10	112	600	50 1/2"	SS	.050	.050
12' Sportsman	11' 9"	52"	17"	7.5	93	455	46 1/2"	SS	.050	.050



Rugged and dependable, these hardy adventurers are ready to go any time and any place. Their light weight makes them easy to haul around, and they're tough enough to go off the beaten track.

16' Voyager



And, simple cleaning and maintenance will give you more time for the really important things . . . like fishing!



12' Sportsman

12' Canadian



Jon Boats & Canoes

Smoker Craft canoes are designed for wilderness adventure at its best.

Float your way to new
away-from-it-all
adventures.



1032 Jon



1232 Jon



1432 Jon




SMOKER CRAFT CANOES ARE MADE OF ALUMINUM AND ARE AVAILABLE IN A VARIETY OF SIZES AND COLORS. CONTACT US AT 800-368-5322 FOR MORE INFORMATION.



1436 Jon

1448 Jon

1648 Jon




1550 MV Jon

JON BOAT MODEL	Length	Beam	Depth	H.P.	Weight	Maximum Capacity	Transom Width	Transom Height	Bottom Gauge
1750 MV/1750 MVX	17'	74"	22"	45	365	1150	73 1/4"	LS	.080
1644 MV/1644 MVX	16'	63"	22"	30	300	800	68"	LS	.072
1550 MV/1550 MVX	15'	74"	22"	45	335	950	73 1/4"	LS	.072
1444 MV/1444MVX	14'	63"	22"	25	280	800	68"	LS/SS	.072
1648/1648 LW	16'	72"	22"	35	295	900	71"	LS/SS.	.072
1448/1448 LW	14'	72"	22"	25	260	900	71"	LS/SS	.072
1436/1436 LW	14'	57"	18"	20	185	650	56"	SS	.064
1432/1232/1032	14'/12'/10'	51"	16"	7/6/3	140/120/100	390/390/290	50"	SS	.050

CANOE MODEL	Length	Beam	Depth	H.P.	Weight	Maximum Capacity
17' Competitor	17'	39"	12 1/2"	4	80	730

PONTOON CONSTRUCTION FEATURES

Whatever adventure you and your family have in mind, your Smoker Craft pontoon is designed to make it relaxing and memorable.



Fun in Store

Bring along all the good-time gear you want, because there's plenty of



A Commanding View

Your view of the water is better when sitting in front of the deluxe fiberglass console. All the gauges are easy to read, the switches are within easy reach and the binnacle mount controls are easy to operate. You'll also find a convenient cupholder and stereo system to provide a back-beat to your family adventures, plus an ignition shut-off cord for everyone's safety.

Let's Go Camping

Turn your pontoon into your own personal camp ground. The optional camper enclosure goes up easily, and you can open or close the windows to suit your crew. You'll appreciate the added privacy and protection from the elements.



Structural Integrity

You and your family can completely relax aboard your pontoon knowing how solidly it's built. The strong foundation begins by placing aluminum, hat-shaped cross channels every 24" and double thru-bolting them to the deck risers. These powerful channels actually double the amount of Z-channels used in other pontoons, and provide exceptional deck support and structural integrity.



Afloat Your Boat

Your pontoon glides easily along, thanks to the heavy-duty tubes. We weld each section together to form a durable, watertight tube, keeping you afloat for years. Each section also contains a separate bulkhead with drain holes at every seam, so your pontoon will stay afloat in the unlikely event that a section is punctured.



Double Up

Enjoy twice as much shade with the optional double top. You'll keep the sunshine out while letting the fun shine in.

Smooth Skin

Underneath the Pleasure Isles, water bounces off the aluminum skin that runs under the deck. The skin allows your pontoon to glide smoothly across the lake while also helping the engine to operate more efficiently, saving you fuel even at faster speeds.



Go Undercover

It's OK to be attracted to your pontoon, but it's not OK for it to attract litter. When your adventure is done for the day, this optional playpen cover snaps easily to the top fence rail, and prevents leaves




A Change of Pace

Enjoy a daylong adventure with the changing room/Porti-Potti available on most models. Change into your swimsuits when the sun heats up, put your dry stuff back on and stay out as long as your crew wants.

You've Got the Floor

The floor of a lifetime is right under your feet. We use only treated plywood for every floor, so it won't warp or rot. Wood is still the strongest, most durable, flexible and affordable floor material available; and to make it even better, it comes with a lifetime warranty for years of maintenance-free enjoyment. Covering the floor is rugged yet beautiful carpet, with a five-year warranty.



Dry Underfoot

Keep your pontoon high and dry with the 3/8" spacers found between the floor and the fence bottom. By raising the fence, water runs quickly off the deck, your carpet dries in half the time and musty odors from standing water



Pleasure Isle

Enjoy carefree and charming family adventures on your own tropical island, drifting from one treasured memory to the next.



Deluxe fiberglass console features automotive instrument cluster, Sony stereo and cup holder.


Built-in wastebox keeps your pontoon clean.



Storage is everywhere, including the couch ends.



826 Pleasure Isle



Tradewinds

Sail playfully along as the Tradewinds carry you and your family to new places filled with laughter and delight. Feel the breeze caress your face as the sun's refreshing warmth soothes your spirits, drop anchor at your favorite swimming spot, and wave as the rest of the world floats by.



Comfortable front couch and table



Deluxe fiberglass console




Convenient console seat

824 Tradewinds

Imagination Fish 'N' Cruise 4-Point Fish

With a Smoker Craft pontoon, you're limited only by your imagination on where you want to fish, where you want to cruise, and which point of the compass to head for. Let your family discover the quiet pleasures found in sailing together in calm waters, enjoying the endless wonders nature puts on display. Each generation will remember forever what they've learned and shared from each special adventure.



822 4-Point Fish



822 Imagination

MERCURY

Lifetime



Built-in
wastebasket
keeps
everything
shipshape.

824 Fish'N'Cruise

BOAT MODEL	Beam	Tube Diameter	Tube	H.P.	Fuel Capacity	Top	Rails	People Capacity	Weight	Total Capacity	Capacity
822 Imagination	96"	23"	.080	90	24 gal.	9'	Anodized	12	1880	1800	2200

Sun Sport & 4-Point



Family fun comes in all shapes and sizes. Enjoy yours with an affordable selection of Cruise and Fish Packages, and a family-pleasing mixture of L-groups, sundecks, flip-back seats, fishing seats and rear couches to choose from.



Lifetime Warranty
DECK • TUBES • TRANSOM

BOAT MODEL	Beam	Tube Diameter	Tube	H.P.	Fuel Capacity	Top	Rails	People Capacity	Weight	Weight Capacity	Total Capacity
824 Sun Sport	96"	22"	.080	90	24 gal.	8'	Anodized	12	1900	1900	2200
820 Sunsport Cruise	96"	22"	.080	75	24 gal.*	8'	Anodized	10	1620	1500	2000
820 Sunsport Fish	96"	22"	.080	75	24 gal.*	8'	Anodized	10	1580	1500	2000
820 Sunsport Cruise	96"	22"	.080	75	N/A	8'	Anodized	8	1420	1200	1700
818 Sunsport Fish	96"	22"	.080	75	N/A	8'	Anodized	8	1340	1200	1700

Sun Sport Fish Package livewell:

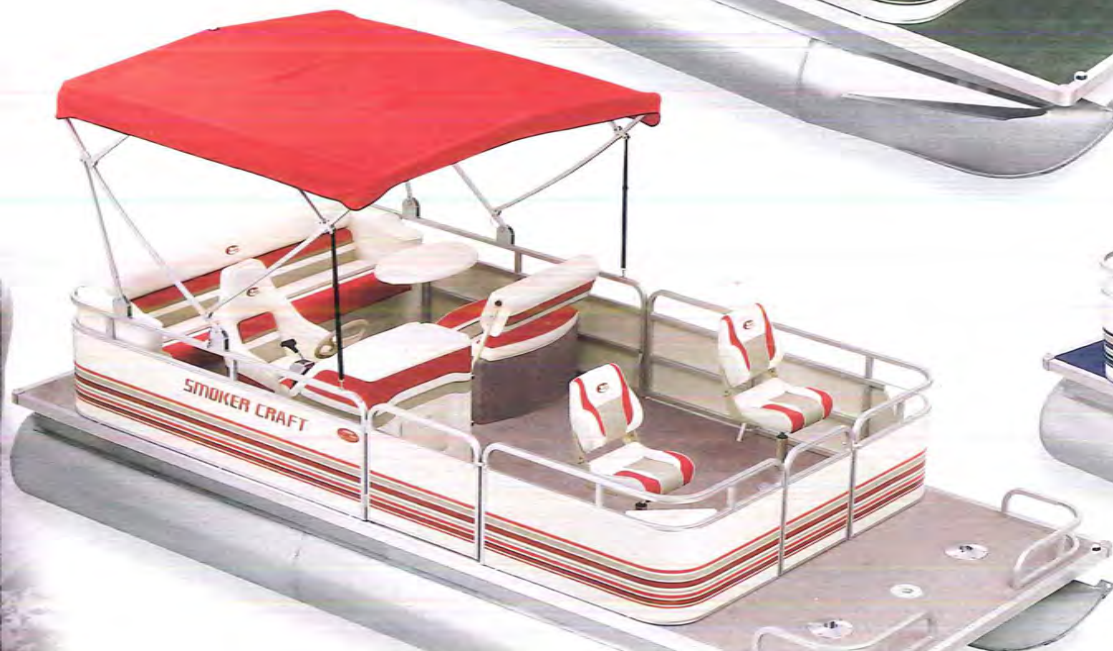
824 Sun Sport Cruise - Group B



820 Sun Sport Cruise Group A




818 4-Point



FIBERGLASS Boats

Though we're well known for our aluminum boats, you'll find that plenty of fast-paced family adventures await you in our fiberglass line. From runabouts to deck boats, Smoker Craft has something for every fiberglass family.



V180 Alante



Climb Aboard

Jumping into the water is simple fun, and climbing back out is simple, with the stainless steel boarding ladder. It extends down into the water where it's easy to grab, and folds up out of the



We Are Cooler

Your Smoker Craft is designed for a good time. With a built-in cooler, you can bring along your family's favorite refreshments and enjoy a nice snack when you're not zipping around the lake.



All Spaced Out

Keep your Sun Ship high and dry with the 3/8" spacers found between the floor and the fence

bottom. By raising the fence, water runs quickly off the deck, so your floor dries faster and musty odors from standing water are prevented.

Toss It Out

A clean boat is a happy boat. The convenient built-in wastebasket keeps litter in its place, and makes the end-of-



WE TAKE OUR TIME CREATING EACH BOAT

so you can have a great time playing in each boat.



A Bold Mold

Producing a well built fiberglass boat takes time, and it starts with the mold. At Smoker Craft, we carefully hand buff and wax our molds to a smooth, high luster finish, which begins the formation of our true-running hull.



Layer by Layer

We believe in layering it on. The building process includes spraying three layers of chopped strand, and mixing it with two layers of woven roving. This combination is the beginning of the strong hull found in your boat.



Lay It On

We also hand lay chopped strand, in addition to spraying it on, filling in hard-to-reach areas and all radius corners. By taking the time to cover the entire hull like this, we ensure complete hull integrity, which means a better boat for you and your family.



Roll With It

It's a time-consuming process, but we hand roll the fiberglass into every possible nook and cranny. This process is critical because it laminates the entire surface, and eliminates air pockets that could lead to a loss of hull strength.



A Humdinger of a Stringer

The backbone of our powerful hull comes from a stringer system of immense strength. Our pre-assembled, interlocking stringer system is built with pressure-treated wood, thoroughly encapsulated in fiberglass and laminated to the hull with superior 2415 Fab-Mat. We use a special jig to install the stringer system, which ensures the floor is level, strong and solid.



A Nice Coat

While you can appreciate your boat's rugged build, everyone else will appreciate its good looks. We apply our custom formulated gel-coat to an exacting thickness, producing a high gloss look that lasts for years, and resists chipping, cracking and fading.

Quality Is Reinforced

You can really relax in your seat, knowing it's secure in its place. We cut the balsa-cored floor wood out, then add plywood together with a metal backing plate to reinforce the seat base. The plate and opening are completely encapsulated in



V210 & 196 Valante

There's a new name in family fiberglass fun: Alante. Sleek, smooth and ruggedly built, the Alante comes ready to hurtle you into a world of thrilling, high-speed adventure.



V210 Alante



V196 Alante



Console includes full instrumentation, 12-volt accessory plug and Sony stereo.





Storage space under the comfortable rear lounge.

V210 Alante



BOAT MODEL	Length	Beam	Maximum H.P.	Weight	Weight Capacity	People Capacity	Draft (drive-up)	Deadrise
V210 Alante	20'10"	102"	250	2075*	2300	10	1'8"	22°
V196 Alante	19'6"	96"	230	1650*	1565	8	1'6"	18°

*Less engine

V180 Valante

With its many delightful charms, thoughtful features and jaunty spirit, the V180 Alantes will quickly become the favorite of fun seekers everywhere. Comfortable bow seating and a spacious sun deck make relaxation a standard feature. The non-skid swim platform and hideaway ladder come in handy when the water beckons, and there's plenty of room to store your good-time stuff. Soak up the fun with an Alante.

BOAT MODEL	Length	Beam	Maximum H.P.	Weight	Weight Capacity	People Capacity	Draft (drive-up)	Deadrise
V180 Alante	18'6"	96"	230	1400**	1565	8	1'6"	19°
V180 O.B.	18"	96"	175*	1275	1650	6	1'6"	19°

*All boats using greater than 125 H.P. outboards should have dual or hydraulic steering.
**Less engine



V180 Alante O.B. Limited
w/optional ski tow



V180 Alante I/O



V180 Alante I/O

V180 Alante I/O



Commander

Take command of every chance for a good time. Luxury, speed, space, practicality, exhilaration -- they're all here in abundance for your family to enjoy.



1500 Commander



2030 Commander O.B.



1500 Commander GLX

BOAT MODEL	Center Length	Beam	Maximum H.P.	Weight	Weight Capacity	People Capacity	Draft (drive-up)	Deadrise
1500 Commander	15'4"	90"	100	1075	1600	7	12"	20°
2030 Commander I/O	20'	96"	230	1800**	1855	11	1'4"	20°
2030 Commander O.B.	20'	96"	200*	1800**	1855	11	1'4"	20°





2030 Commander I/O



Sun Ship

What better way to find your place in the sun! Go fishing, go skiing, go swimming, go cruising, just go enjoy! Sundecks, ample storage, comfortable seats and more make every voyage one that

will shine brightly in your memories.

Deluxe fiberglass console



1900 Sun Ship Fish



2100 Sun Ship Fish 'N' Cruise

BOAT MODEL	Center Length	Beam	Maximum H.P.	Weight	Weight Capacity	People Capacity	Draft (drive-up)	Deadrise
2100 Sun Ship	21' 3"	96"	200*	1940	2500	12	1'	20°
1900 Sun Ship	18' 8"	96"	180*	1720	1800	10	1'2"	20°



Convenient built-in cooler storage under console.



2100 Sun Ship

FISHING BOATS

178 ULTIMA

Blue or Black

Seats & Stands Standards

- (5) Floor Bases ♦ (1) Driver's Pedestal with Slider ♦ (2) Movable Pedestals
- (3) Bass Seats ♦ Back Rest
- Bow and Stern Casting Platforms

Console Standards

- Curved Walk-Thru Windshield
- Fuel Gauge ♦ Speedometer
- Tachometer ♦ Volt Gauge
- Horn ♦ Circuit Breakers
- Aquatronics AM/FM Cassette Radio
- Tilt Steering ♦ Anti-Feedback Steering
- 12-Volt Accessory Plug

Storage Standards

- Lighted Port and Starboard Rod Storage
- Stern Dry Storage
- Battery Storage ♦ Glove Box
- Starboard Console Tackle Tray

Livewell Standards

- Aerated, Lighted 24-Gallon Bow Livewell
- Aerated, Lighted 21-Gallon Stern Livewell
- Bow and Stern Livewell Timers,
- Recirculating Pumps and Bottom Drains
- Stern Livewell Bait Bucket

Trolling Standards

- 12/24 Trolling Motor Panel with Battery Check and Tilt Switch

Hull Standards

- Hydra-Lift Hull
- Treated Plywood Floor with Lifetime Warranty
- (5) Keels Reinforced for Downriggers
- 5 Year Warranty on Floor Carpet

Hardware Standards

- (4) 6" Cleats ♦ 10" Access Plate

Miscellaneous Standards

- Courtesy Light ♦ Running Lights
- Bilge Pump ♦ 40-Gallon Fuel Tank
- Twice-Baked Urethane Paint

Seats & Stands Options

Seat Arms

Console Options

- Hydraulic Steering ♦ Dual Steering

Miscellaneous Options

- Top ♦ Side and Aft Curtains
- Bow Cover ♦ Mooring Cover

192 & 178 FAZER

Emerald

Seats & Stands Standards

- (5) Floor Bases
- (1) Driver's Pedestal with Slider
- (2) Movable Pedestals ♦ (3) Bass Seats
- Bow and Stern Casting Platforms

Console Standards

- Curved Walk-Thru Windshield
- Fuel Gauge ♦ Speedometer
- Tachometer ♦ Volt Gauge
- Horn ♦ Circuit Breakers
- Aquatronics AM/FM Cassette Radio
- Tilt Steering ♦ Anti-Feedback Steering

Storage Standards

- Lighted, Lockable Rod Storage
- Battery Storage
- Lockable Glove Box
- Starboard Console Tackle Tray

Livewell Standards

- Aerated, Lighted 24-Gallon Bow Livewell
- Aerated, Lighted 14-Gallon Stern Livewell (192)
- Aerated, Lighted 20-Gallon Stern Livewell (178)
- Bow and Stern Livewell Timers,
- Recirculating Pumps and Bottom Drains

Trolling Standards

- 12/24 Trolling Motor Panel w/Battery Check and Tilt Switch

Hull Standards

- Treated Plywood Floor with Lifetime Warranty ♦ (5) Keels
- Reinforced for Downriggers
- 5-Year Warranty on Floor Carpet

Hardware Standards

- (4) 6" Cleats ♦ 10" Access Plate

Miscellaneous Standards

- Bow and Stern Courtesy Lights
- Running Lights ♦ Bilge Pump
- 40-Gallon Fuel Tank
- Top (Option on 178 Fazer)
- Twice-Baked Urethane Paint

Seats & Stands Options

Seat Arms

Console Options

- Dual Steering ♦ Hydraulic Steering

Miscellaneous Options

170 PHANTOM DC & SC

Blue or Emerald

Seats & Stands Standards

- (5) Floor Bases
- (1) Driver's Pedestal with Slider
- (2) Movable Pedestals ♦ (3) Bass Seats
- Bow and Stern Casting Platforms

Console Standards

- Curved Walk-Thru Windshield (DC only)
- Fuel Gauge ♦ Speedometer
- Tachometer ♦ Volt Gauge
- Horn ♦ Circuit Breakers
- Aquatronics AM/FM Cassette Radio
- Tilt Steering

Storage Standards

- Lighted Port and Starboard Rod Storage
- (2) Battery Storage Compartments
- Lockable Glove Box (DC only)

Livewell Standards

- Aerated, Lighted 30-Gallon Bow Livewell
- Aerated, Lighted 20-Gallon Stern Livewell
- Livewell Timers, Recirculating Pumps and Bottom Drains
- Rear Livewell Bait Bucket

Trolling Standards

- 12/24 Trolling Motor Panel with Tilt Switch

Hull Standards

- Hydra-Lift Hull
- Treated Plywood Floor with Lifetime Warranty ♦ (5) Keels

- 5-Year Warranty on Floor Carpet

Hardware Standards

- (4) 6" Cleats ♦ 10" Access Plate

Miscellaneous Standards

- Courtesy Light ♦ Running Lights
- Bilge Pump ♦ 30-Gallon Fuel Tank
- Twice-Baked Urethane Paint

Seats & Stands Options

Seat Arms

Console Options

- Windshield (SC only) ♦ Dual Steering
- Anti-Feedback Steering
- Hydraulic Steering

170 DC Phantom Options

- Top ♦ Side and Aft Curtains
- Mooring Cover ♦ Bow Cover

182 & 181 PRO MAG

Blue

Seats & Stands Standards

- (5) Floor Bases ♦ (1) Driver's Pedestal
- (2) Movable Pedestals ♦ (3) Bass Seats
- Bow & Stern Casting Platform

Console Standards

- Curved Walk-Thru Windshield (182 only)
- Fuel Gauge ♦ Speedometer
- Tachometer ♦ Volt Gauge
- Horn ♦ Circuit Breakers
- Aquatronics AM/FM Cassette Radio
- Tilt Steering
- Anti-Feedback Steering

Storage Standards

- Lighted, Lockable Port and Starboard Rod Storage
- Battery Storage ♦ Glove Box (DC only)
- Port Electronics Storage

Livewell Standards

- Aerated, Lighted 30-Gallon Bow Livewell
- Aerated, Lighted 14-Gallon Stern Livewell
- Bow & Stern Livewell Timers
- Recirculating Pumps

Trolling Standards

- 12/24 Trolling Motor Panel w/Battery Check and Tilt Switch

Hull Standards

- Treated Plywood Floor w/Lifetime Warranty
- (5) Keels ♦ Reinforced for Downriggers
- 5-Year Warranty on Floor Carpet

Hardware Standards

- (4) 6" Cleats ♦ 10" Access Plate

Miscellaneous Standards

- Courtesy Light ♦ Running Lights
- Bilge Pump ♦ 40-Gallon Fuel Tank
- Top (182 only)

- Twice-Baked Urethane Paint

Seats & Stands Options

Seat Arms

Console Options

- Dual Steering ♦ Hydraulic Steering
- Windshield (181 only)

Miscellaneous Options

- Side and Aft Curtains (182 only)
- Walk-Thru Curtain (182 only)
- Bow Cover (182 only)

Standards & Options

162 & 161 PRO MAG

Blue or Emerald

Seats & Stands Standards

(5) Floor Bases

- (1) Driver's Pedestal with Slider
- (2) Movable Pedestals ♦ (3) Bass Seats
- Bow and Stern Casting Platforms

Console Standards

Curved Walk-Thru Windshield (162 only) Fuel Gauge ♦ Speedometer ♦ Tachometer Volt Gauge ♦ Horn ♦ Circuit Breakers Aquatronics AM/FM Cassette Radio

Storage Standards

Lighted, Bifold Port and Starboard Rod Storage

- (2) Bow Rod Holders ♦ Battery Storage Lockable Glove Box (DC only) Starboard Console Tackle Tray

Livewell Standards

Aerated, Lighted 26-Gallon Bow Livewell Aerated, Lighted 18-Gallon Stern Livewell Livewell Timers and Bottom Drains

Trolling Standards

Trolling Motor Panel with Tilt Switch

Hull Standards

Hydra-Lift Hull

Treated Plywood Floor w/Lifetime Warranty (5) Keels ♦ 5-Year Warranty on Floor Carpet

Hardware Standards

- (4) 4 1/2" Cleats ♦ 10" Access Plate

Miscellaneous Standards

Bow and Stern Courtesy Lights Running Lights ♦ Bilge Pump 20-Gallon Fuel Tank Twice Baked Urethane Paint

Seats & Stands Options

Seat Arms

Console Options

Windshield (161 only) ♦ Tilt Steering Dual Steering ♦ Anti-Feedback Steering Mooring Cover

162 Pro Mag Options

Top ♦ Side and Aft Curtains Walk Thru Curtain ♦ Bow Cover

COBRA V180 O.B., GLX DC, GLS SC & V178

Blue or Emerald

Seats & Stands Standards

3 Bass Seats (1 Power Pedestal, 1 Removable, 1 Stationary w/Slider)

- (2) Removable on GLX DC & GLS SC

Console Standards

Curved Walk-Thru Windshield (N/A GLS SC)

Tilt Steering Wheel

Speedometer ♦ Tachometer ♦ Volt Meter Gas Gauge ♦ 12-Volt Accessory Plug AM/FM Stereo Cassette w/2 Speakers Anti-Feedback Steering (option on V178)

Horn ♦ Glove Box

Bow Trolling Motor Panel

Storage Standards

Lockable, Lighted Port & Starboard Rod Storage (V180 O.B. only)

Lockable Port & Starboard Rod Storage (V178) Port & Starboard Rod Storage & In-floor Lockable Rod Storage (GLX DC & GLS SC)

Livewell Standards

- (2) 30-Gallon Aerated Lighted Livewells (V178 - 1 Livewell)

Livewell Timers

Livewell Recirculating Pumps 2 Baitwells w/Recirculating Pumps (GLS SC only)

Hardware Standards

4 Stainless Steel Cleats

Miscellaneous Standards

37-Gallon Built-in Gas Tank (V178 - 24-Gallon)

Bow & Stern Casting Platforms (V178 Bow only)

Running Lights ♦ Bilge Pump

Color-coordinated Top & Boot (N/A GLS SC)

Seats & Stands Options

Seat Arms ♦ Extra Bass Seats

Console Options

Hydraulic Steering

Anti-Feedback Steering (V178 only)

Miscellaneous Options

Side and Aft Curtains

192 SALMON

Blue

Seats & Stands Standards

(4) Floor Bases

- (1) Driver's Pedestal with Slider
- (2) Movable Pedestals ♦ (3) Bass Seats
- Bow Casting Platform

Console Standards

Curved Walk-Thru Windshield Fuel Gauge ♦ Speedometer Tachometer ♦ Volt Gauge Horn ♦ Circuit Breakers

Aquatronics AM/FM Cassette Radio Tilt Steering ♦ Anti-Feedback Steering

Storage Standards

Starboard Rod Storage ♦ Lighted Port Rod Storage ♦ Battery Storage Starboard Console Tackle Tray

Livewell Standards

Lighted, Aerated 30-Gallon Bow Livewell w/Bottom Drain Lighted, Aerated 25-Gallon Stern Livewell w/Bottom Drain

Trolling Standards

Trolling Motor Panel w/Battery Check and Tilt Switch

Hull Standards

Treated Plywood Floor with Lifetime Warranty ♦ (5) Keels ♦ Vinyl Floor Reinforced for Downriggers

Hardware Standards

- (4) 6" Cleats ♦ 8" Access Plate

Miscellaneous Standards

Bow Courtesy Light ♦ Running Lights Bilge Pump ♦ 40-Gallon Fuel Tank Twice-Baked Urethane Paint

Seats & Stands Options

Seat Arms

Console Options

Dual Steering ♦ Hydraulic Steering

Miscellaneous Options

Top ♦ Side and Aft Curtains Mooring Cover ♦ Bow Cover

172 SALMON

Blue

Seats & Stands Standards

(5) Floor Bases

- (1) Driver's Pedestal with Slider
- (2) Movable Pedestals
- (3) Bass Seats
- Bow & Stern Casting Platforms

Console Standards

Curved Walk-Thru Windshield Fuel Gauge ♦ Speedometer ♦ Tachometer Volt Gauge ♦ Horn

Storage Standards

Port & Starboard Rod Storage Port Rod Holders ♦ Lockable Glove Box

Livewell Standards

Aerated 30-Gallon Bow Livewell w/Timer and Bottom Drain

Trolling Standards

Trolling Motor Plug

Hull Standards

Treated Plywood Floor w/Lifetime Warranty (5) Keels ♦ Vinyl Floor

Hardware Standards

- (4) 4 1/2" Cleats ♦ 8" Access Plate

Miscellaneous Standards

Running Lights ♦ Bilge Pump 30-Gallon Fuel Tank Twice-Baked Urethane Paint

Seats & Stands Options

Seat Arms

Miscellaneous Options

Top and Boot ♦ Side and Aft Curtains Mooring Cover ♦ Bow Cover





141 SALMON

Blue

Seats & Stands Standards

- (2) Floor Bases ♦ (1) Movable Pedestal
- (2) Bass Seats ♦ Bow Casting Platform
7° Swivel

Console Standards

Circuit Breakers

Storage Standards

- Rod Holders ♦ Lockable Bow Storage
- Lockable Starboard Seat Storage

Livewell Standards

- Aerated 18-Gallon Port
- Livewell w/ Bottom Drain

Trolling Standards

Trolling Motor Plug

Hull Standards

- Treated Plywood Floor w/Lifetime Warranty
- (3) Keels ♦ Vinyl Floor

Miscellaneous Standards

Running Lights ♦ Bilge Pump

Seats & Stands Options

Seat Arms

Console Options

Windshield

Miscellaneous Options

Mooring Cover

162 & 161 SPITFIRE

Emerald

Seats & Stands Standards

- (5) Floor Bases
- (1) Driver's Pedestal with Slider
- (2) Movable Pedestals ♦ (3) Bass Seats
- Bow and Stern Casting Platforms

Console Standards

- Curved Walk-Thru Windshield (162 only)
- Fuel Gauge ♦ Speedometer
- Tachometer ♦ Volt Gauge
- Horn ♦ Circuit Breakers
- Aquatronics AM/FM Cassette Radio

Storage Standards

- Port Rod Storage ♦ Battery Storage
- Lockable Glove Box

Livewell Standards

- Aerated 26-Gallon Bow Livewell w/Timer and Bottom Drain

Trolling Standards

Trolling Motor Plug

Hardware Standards

- (4) 4½" Cleats
- 10" Access Plate

Miscellaneous Standards

- Running Lights ♦ Bilge Pump
- 20-Gallon Fuel Tank
- Twice Baked Urethane Paint

Seats & Stands Options

Seat Arms

Console Options

- Windshield (161 only) ♦ Tilt Steering
- Anti-Feedback Steering ♦ Mooring Cover

162 Spitfire Options

- Top ♦ Side and Aft Curtains ♦ Bow Cover

180 & 160 PRO TILLER

Emerald

Seats & Stands Standards

- Floor Bases (5-180; 3-160)
- (1) Driver's Pedestal
- (2) Movable Pedestals ♦ (3) Bass Seats
- Bow Casting Platform

Console Standards

- Fuel Gauge ♦ Speedometer
- Tachometer ♦ Volt Gauge
- Circuit Breakers

Storage Standards

- Port and Starboard Rod Storage
- Battery Storage

Livewell Standards

- 30-Gallon Bow & 14-Gallon Stern Livewell (180)
- Aerated 21-Gallon Bow Livewell (160)
- Livewell Recirculating Pumps & Bottom Drains
- Stern Bait Bucket (180 only)

Trolling Standards

Trolling Motor Panel w/Tilt Switch

Hull Standards

- Treated Plywood Floor w/Lifetime Warranty
- (5) Keels ♦ 5-Year Warranty on Floor Carpet

Hardware Standards

- (4) 4½" Cleats (160) ♦ (4) 6" Cleats (180)
- 8" Access Plate

Miscellaneous Standards

- Bow and Stern Courtesy Lights
- Running Lights ♦ Bilge Pump
- 40-Gallon Fuel Tank (180 only)
- 20-Gallon Fuel Tank (160 only)
- Twice-Baked Urethane Paint

Seats & Stands Options

Seat Arms

160 STINGER DC & SC

Emerald

Seats & Stands Standards

- (4) Floor Bases ♦ (1) Driver's Pedestal
- (2) Movable Pedestals ♦ (3) Bass Seats
- Bow and Stern Casting Platforms

Console Standards

- Windshield (DC only) ♦ Fuel Gauge
- Speedometer

Storage Standards

- Port and Starboard Rod Storage
- Lockable Bow Storage ♦ (2) Aft Rod Holders
- Glove Box (DC only)
- (2) Battery Storage Trays

Livewell Standards

- Aerated 25-Gallon Bow Livewell w/Bottom Drain

Trolling Standards

Trolling Motor Plug

Hull Standards

- Treated Plywood Floor with Lifetime Warranty
- (3) Keels ♦ 5-Year Warranty on Floor Carpet

Hardware Standards

8" Access Plate

Miscellaneous Standards

- Running Lights ♦ Bilge Pump
- 18-Gallon Fuel Tank ♦ (2) 4" Cup Holders
- Twice Baked Urethane Paint

Seats & Stands Options

Seat Arms

Console Options

Windshield (SC only)

Miscellaneous Options

- Mooring Cover ♦ Top (DC only)
- Side and Aft Curtains (DC only)
- Bow Cover (DC only)

160 STINGER TILLER

Emerald

Seats & Stands Standards

- (4) Floor Bases ♦ (1) Driver's Pedestal
- (2) Movable Pedestals ♦ (2) Bass Seats
- Bow and Stern Casting Platforms

Console Standards

Fuel Gauge

Storage Standards

- Starboard Rod Storage
- Lockable Bow Storage
- Lockable Port Rod Storage
- (2) Battery Storage Trays

Livewell Standards

- Aerated 25-Gallon Bow Livewell w/Bottom Drain

Trolling Standards

Trolling Motor Plug

Hull Standards

- Treated Plywood Floor w/Lifetime Warranty
- (3) Keels

5-Year Warranty on Floor Carpet

Hardware Standards

8" Access Plate

Miscellaneous Standards

- Running Lights ♦ Bilge Pump
- 18-Gallon Fuel Tank
- Twice-Baked Urethane Paint
- (2) 4" Cup Holders

Seats & Stands Options

Seat Arms

Miscellaneous Options

Mooring Cover

150 STINGER SC

Emerald

Seats & Stands Standards

- (3) Floor Bases
- (1) Driver's Pedestal
- (2) Movable Pedestals ♦ (3) Bass Seats
- Bow and Stern Casting Platforms



Console Standards
Flush-Mount Shifter ♦ Fuel Gauge
Speedometer ♦ Circuit Breakers

Storage Standards
Rod Holders ♦ Lockable Bow Storage

Livewell Standards
Aerated 24-Gallon
Stern Livewell w/Bottom Drain

Trolling Standards
Trolling Motor Plug

Hull Standards
Treated Plywood Floor
w/Lifetime Warranty
(3) Keels

5-Year Warranty on Floor Carpet

Miscellaneous Standards
Running Lights ♦ Bilge Pump
Twice-Baked Urethane Paint
(2) 4" Cup Holders

Seats & Stands Options
Seat Arms

Console Options
Windshield

Miscellaneous Options
Mooring Cover

150 STINGER TILLER

Emerald

Seats & Stands Standards

(4) Floor Bases ♦ (1) Driver's Pedestal
(1) Movable Pedestal ♦ (2) Bass Seats
Bow Casting Platform

Storage Standards
Rod Holders ♦ Lockable Bow Storage

Livewell Standards
Aerated 24-Gallon
Stern Livewell w/Bottom Drain

Trolling Standards
Trolling Motor Plug

Hull Standards
Treated Plywood Floor w/Lifetime Warranty
(3) Keels

5-Year Warranty on Floor Carpet

Miscellaneous Standards
Running Lights ♦ Bilge Pump
Twice-Baked Urethane Paint
(2) 4" Cup Holders

Seats & Stands Options
Seat Arms

141 STINGER SC

Black

Seats & Stands Standards

(3) Floor Bases ♦ Driver's Pedestal
(1) Movable Pedestal ♦ (2) Bass Seats

Storage Standards
Lockable Bow Storage

Livewell Standards
11-Gallon Port Livewell

Trolling Standards
Trolling Motor Plug

Hull Standards
(3) Keels

5-Year Warranty on Floor Carpet

Miscellaneous Standards
Running Lights

Miscellaneous Options
Mooring Cover

168 & 140 PRO MAG

Emerald

Seats & Stands Standards

(3) Floor Bases ♦ (1) Driver's Pedestal
(1) Movable Pedestal ♦ (2) Bass Seats
Bow Casting Platform

Storage Standards
Lockable Starboard Rod Storage
Lockable Bow Storage

Lockable Glove Box (168 only)
Bow Glove Box (140 only)
1 Pair of Rod Holders

Livewell Standards
Aerated 21-Gallon Port Livewell
w/Bottom Drain (168 only)

Aerated 15-Gallon Port Livewell (140 only)

Trolling Standards
Trolling Motor Plug

Hull Standards
Treated Plywood Floor with Lifetime
Warranty ♦ (3) Keels

5-Year Warranty on Floor Carpet

Miscellaneous Standards
Running Lights ♦ Bilge Pump
(3) Cup Holders (168 only)

Seats & Stands Options
Seat Arms

Miscellaneous Options
Mooring Cover

16' BIG FISHERMAN

Emerald

Seats & Stands Standards

(2) Floor Bases ♦ Bow Casting Platform

Console Standards
Circuit Breakers

Storage Standards
Fuel Tank Storage ♦ Lockable Bow Storage
(2) Lockable Mid-Ship Storage Compartments
Rod Holders

Livewell Standards
Aerated 25-Gallon Port Livewell
w/Bottom Drain

Trolling Standards
Trolling Motor Plug

Hull Standards
Treated Plywood Floor w/Lifetime Warranty
(3) Keels

5-Year Warranty on Floor Carpet
Miscellaneous Standards
Running Lights ♦ Bilge Pump

Seats & Stands Options
(1) Movable Pedestal ♦ (2) Bass Seats
Seat Arms

Console Options
Starboard Console

Miscellaneous Options
Mooring Cover

14' BIG FISHERMAN

Emerald

Storage Standards

Port and Starboard Rod Holders

Livewell Standards
Aerated 21-Gallon Port Livewell w/Bottom
Drain

Hull Standards
Treated Plywood Floor with Lifetime
Warranty ♦ (3) Keels
5-Year Warranty on Floor Carpet

Miscellaneous Standards
Running Lights

Console Options
Starboard Console

Miscellaneous Options
Mooring Cover

15' SUPER FISHERMAN

Blue

4 Aluminum Seats ♦ Oarlocks
Bow & Stern Castings ♦ Non-skid Interior
Painted Exterior ♦ 3 Keels
Heavy Duty Gunwale ♦ Ski Eyes ♦ Bow Eye

16' & 14' VOYAGER

Blue

4 Aluminum Seats (3 in 14')
Painted Exterior ♦ Non-skid Interior
Bow & Stern Castings ♦ Rod Holders
3 Keels ♦ Drain Under Ribs

Miscellaneous Option
Side Console

14' & 12' CANADIAN 12' SPORTSMAN

White (Canadian), Grey (Sportsman)

3 Seats ♦ Painted Exterior (Canadians only)
Non-skid Interior
Bow & Stern Castings ♦ Oarlocks

JON BOATS

Green

Aluminum seats ♦ Oarlocks
Livewell (selected models)
Bow & Stern Castings
Non-skid Interior

Miscellaneous Option
Console Complete with Steering

CANOES

Canoes are available with both
double-end and square-stern styles.
The construction on every model
provides safety and dependability.
Double-end models include
15' and 17' canoes.
The square-stern model is 16'.

PONTOON BOATS Standards & Options

826 & 822 PLEASURE ISLE Sage, Blue, Champagne

STANDARDS

25" Diameter Tubes w/Lifetime Warranty
 3/4" Plywood Deck w/Lifetime Warranty
 24-Gallon Gas Tank
 Sony AM/FM Stereo Cassette
 (3) 30" Gates w/Posi-lock Latches
 Rear Entry Gate (RE Only)
 Double Helm seat (RE: w/galley)
 Rear Boarding Ladder (RE only)
 Diamond II Carpet w/5-year Warranty
 Built-in Wastebasket ♦ Cooler ♦ 2 Tables
 Sundeck ♦ 10' Bimini Top
 Roto-Cast L-Group Seating
 2 Roto-Cast Front Wrap-around Furniture Units
 1 1/4" Anodized Railing
 All Aluminum Transom w/Lifetime Warranty
 Fiberglass Console
 Recessed Docking Lights ♦ Running Lights
 VDO Instrument Cluster
 Tachometer ♦ Speedometer ♦ Volt Gauge
 Gas Gauge ♦ 4 Stainless Steel Cleats
 Windscreens ♦ Aluminum Skinned Bottom

826 & 822 PLEASURE ISLE OPTIONS

Playpen Cover ♦ Boarding Ladder
 (standard package only) ♦ Camper Enclosure
 Double Top ♦ CD Player ♦ Changing Room
 Furniture Covers ♦ Aluminum Floor

822 IMAGINATION Sage, Blue, Red STANDARDS

23" Diameter Tubes w/Lifetime Warranty
 3/4" Plywood Deck w/Lifetime Warranty
 Sundeck w/Changing Room
 Front Bed Units ♦ 24-Gallon Gas Tank
 AM/FM Stereo Cassette
 Built-in Aerated Livewell
 (3) 30" Gates w/Posi-Lock Latches
 2 Bass Seats ♦ High-back Helm Seat
 Diamond II Carpet w/5-Year Warranty
 Fiberglass Galley ♦ Table ♦ 9' Bimini Top
 Fiberglass Console w/Custom-molded Dash
 Roto-Cast L-Group Seating
 1 1/4" Anodized Railing
 All Aluminum Transom w/Lifetime Warranty
 Docking Lights ♦ Running Lights
 Tachometer ♦ Speedometer ♦ Volt Gauge

822 IMAGINATION OPTIONS

Playpen Cover ♦ Boarding Ladder
 Double Top ♦ Camper Enclosure
 Furniture Covers ♦ Aluminum Floor

824 & 822 TRADEWINDS Sage, Blue, Red

STANDARDS

23" Diameter Tubes w/Lifetime Warranty
 3/4" Plywood Deck w/Lifetime Warranty
 24-Gallon Gas Tank
 AM/FM Stereo Cassette
 (3) 30" Gates with Posi-Lock Latches
 High-back Helm Seat
 Diamond II Carpet w/5-Year Warranty
 Built-in Wastebasket ♦ Table
 Sundeck ♦ 9' Bimini Top
 Fiberglass Console w/Custom-molded Dash
 Roto-Cast L-Group Seating
 2 Roto-Cast Front Furniture couches
 1 1/4" Anodized Railing
 All Aluminum Transom w/Lifetime Warranty
 Docking Lights ♦ Running Lights
 Tachometer ♦ Speedometer
 Volt Gauge ♦ Gas Gauge
 4 Stainless Steel Cleats ♦ Windshield

824 & 822 TRADEWINDS OPTIONS

Playpen Cover ♦ Boarding Ladder
 Camper Enclosure ♦ Double Top
 CD Player ♦ Changing Room
 Furniture Covers ♦ Aluminum Floor

824 FISH 'N' CRUISE Sage, Blue, Red

STANDARDS

23" Diameter Tubes w/Lifetime Warranty
 3/4" Plywood Deck w/Lifetime Warranty
 Sundeck w/Changing Room
 24-Gallon Gas Tank
 AM/FM Stereo Cassette
 Built-in Aerated Livewell
 (3) 30" Gates with Posi-Lock Latches
 2 Bass Seats ♦ High-back Helm Seat
 Diamond II Carpet w/5-Year Warranty
 Built-in Wastebasket ♦ Table
 Lockable Rod Box ♦ 9' Bimini Top
 Fiberglass Console w/Custom-molded Dash
 Roto-Cast L-Group Seating
 1 1/4" Anodized Railing ♦ Low Rear Rails

Volt Gauge ♦ Gas Gauge

4 Stainless Steel Cleats
 Windshield ♦ (2) Corner Cupholders
 Front Deck Rails

824 FISH 'N' CRUISE OPTIONS

Playpen Cover ♦ Boarding Ladder
 Camper Enclosure ♦ Aluminum Floor

822 4-POINT FISH Sage, Blue, Red

STANDARDS

23" Diameter Tubes w/Lifetime Warranty
 3/4" Plywood Deck w/Lifetime Warranty
 24-Gallon Gas Tank
 (2) 30" Gates with Posi-Lock Latches
 (1) 24" Half-Gate with Posi-Lock Latch
 4 Bass Seats ♦ High-back Helm Seat
 Diamond II Carpet with 5-Year Warranty
 Built-in Wastebasket ♦ 9' Bimini Top
 Fiberglass Console w/Custom-molded Dash
 Roto-Cast L-Group Seating
 1 1/4" Anodized Railing
 Low Front and Rear Rails
 Trolling Motor Plug ♦ (4) Corner Cupholders
 All Aluminum Transom w/Lifetime Warranty
 Lockable Rod Box ♦ AM/FM Stereo Cassette
 Windshield ♦ Running Lights
 Docking Lights
 Tachometer ♦ Speedometer ♦ Volt Gauge
 Gas Gauge ♦ 4 Stainless Steel Cleats
 Sundeck w/Changing Room

822 4-POINT FISH OPTIONS

Playpen Cover ♦ Boarding Ladder
 Camper Enclosure ♦ Furniture Covers
 Aluminum Floor

824, 820, 818 SUN SPORT Sage, Blue, Red

STANDARDS

22" Diameter Tubes w/Lifetime Warranty
 3/4" Plywood Deck w/Lifetime Warranty
 3 Gates w/Posi-Lock Latches:
 (824 & 820: 2-30" & 1-24")
 Table ♦ High Back Helm Chair
 8' Bimini Top ♦ Custom-molded Dash
 1 1/4" Anodized Rails
 All Aluminum Transom w/Lifetime Warranty
 Carpet w/5-Year Warranty
 Running Lights ♦ Tachometer ♦

824, 820 & 818 SUN SPORT OPTIONS

Playpen Cover ♦ Windshield
 Boarding Ladder ♦ Camper Enclosure
 Double Top (824 only) ♦ Furniture Covers

824 & 820 SUN SPORT CRUISE Package

GROUP A STANDARDS (includes all regular standards)

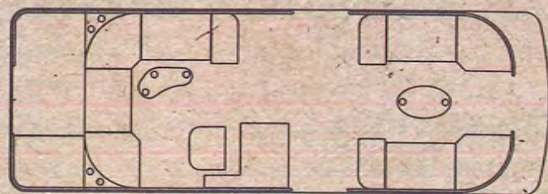
24-Gallon Built-in Gas Tank ♦ Sundeck
 2 Front Roto-Cast Bench Seats
 Roto-Cast L-Group Seating
 AM/FM Stereo Cassette

824 SUN SPORT FISH 'N' FUN & 820 SUN SPORT FISH Package

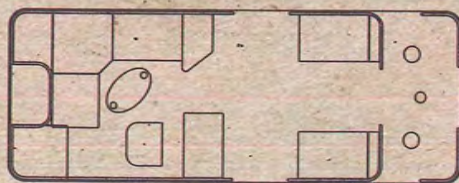
GROUP A STANDARDS (includes all regular standards)

24-Gallon Built-in Gas Tank ♦ Sundeck
 2 Front Roto-Cast Bench Seats (824 only)
 Roto-Cast L-Group Seating
 AM/FM Stereo Cassette
 Built-in Aerated Livewell
 2 Bass Seats ♦ Rod Holders

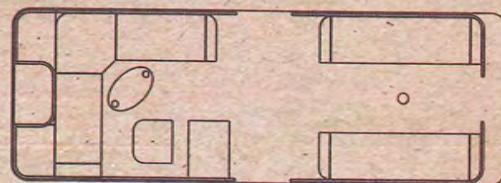




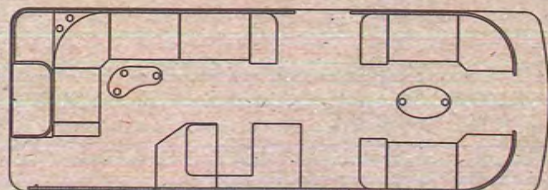
826 Pleasure Isle I/O



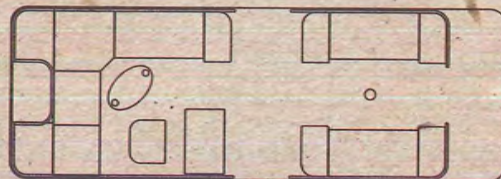
822 Imagination



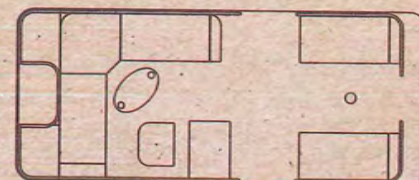
824 Sun Sport Cruise (A)



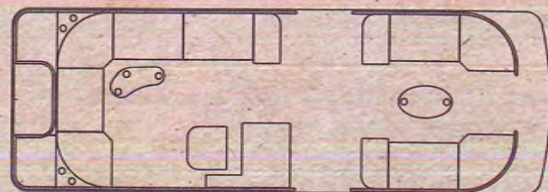
826 Pleasure Isle - Rear Entry



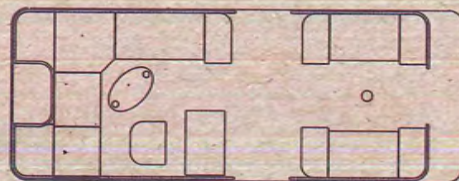
824 Tradewinds



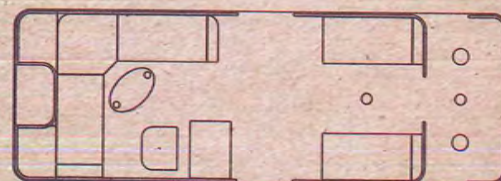
820 Sun Sport Cruise (A)



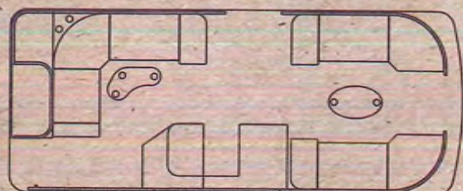
826 Pleasure Isle (E)



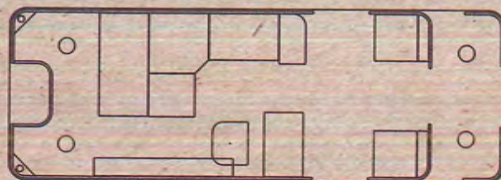
822 Tradewinds



824 Sun Sport Fish'N' Fun (A)



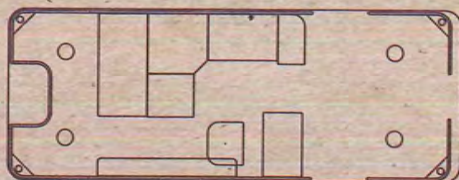
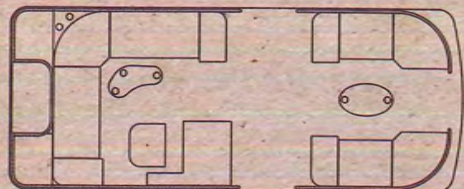
822 Pleasure Isle Rear Entry



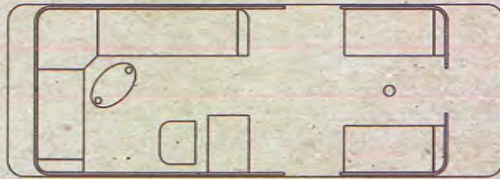
824 Fish'N' Cruise



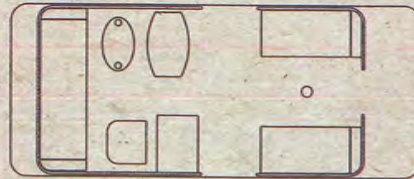
820 Sun Sport Fish (A)



PONTOON BOATS Standards & Options



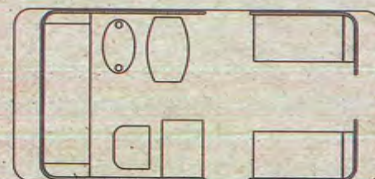
824 Sun Sport Cruise (B)



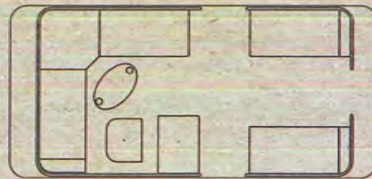
820 Sun Sport Cruise (C)



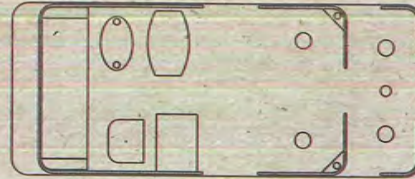
820 Sun Sport Cruise (B)



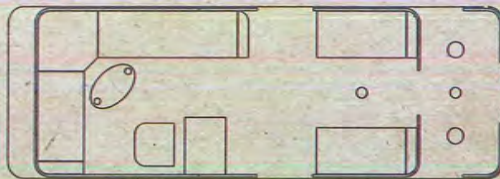
818 Sun Sport Cruise (C)



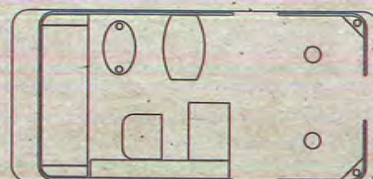
818 Sun Sport Cruise (B)



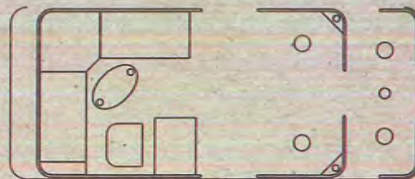
820 Sun Sport Fish (C)



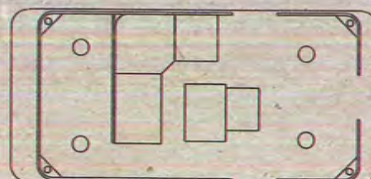
824 Sun Sport Fish 'N' Fun (B)



818 Sun Sport Fish (C)



820 Sun Sport Fish (B)



818 Four Point



824, 820 & 818 SUN SPORT CRUISE Package

GROUP B STANDARDS
(includes all regular standards)

2 Front Roto-Cast Bench Seats
Roto-Cast L-Group Seating

GROUP B OPTIONS
(includes all regular options)

AM/FM Stereo Cassette
12-Gallon Gas Tank ♦ Furniture Covers

824 SUN SPORT FISH'N'FUN 820 & 818 SUN SPORT FISH Package

GROUP B STANDARDS
(includes all regular standards)

Built-in Aerated Livewell ♦ 2 Bass Seats
Rod Holders (818: Lockable Rod Box)
2 Front Roto-Cast Bench Seats (824 only)
Roto-Cast L-Group Seating

GROUP B OPTIONS
(includes all regular options)

AM/FM Stereo Cassette ♦ 12-Gallon Gas Tank
Furniture Covers

820 & 818 SUN SPORT CRUISE Package

GROUP C STANDARDS
(includes all regular standards)

2 Front Roto-Cast Bench Seats
Roto-Cast Rear Couch
Flip-back Seat w/Storage

GROUP C OPTIONS
(includes all regular options)

820 & 818 SUN SPORT FISH Package

GROUP C STANDARDS
(includes all regular standards)

Flip-back Seat w/Aerated Livewell
2 Bass Seats
Rod Holders (818: Lockable Rod Box)
Roto-Cast Rear Couch

GROUP C OPTIONS
(includes all regular options)

AM/FM Stereo Cassette
12-Gallon Gas Tank ♦ Furniture Covers

818 4-POINT Sage, Blue, Red

STANDARDS

22" Diameter Tubes w/Lifetime Warranty
3/4" Plywood Deck w/Lifetime Warranty
12-Gallon Gas Tank
AM/FM Stereo Cassette
(3) 24" Gates ♦ Trolling Motor Plug
Aerated Livewell ♦ Rod Holders
4 Bass Seats ♦ 4 Cup Holders
8' Bimini Top ♦ Custom-molded Dash
Roto-Cast L-Group Seating
1 1/4" Anodized Rails ♦ Lower Front Rails
All Aluminum Transom w/Lifetime Warranty
Carpet w/5-Year Warranty
Treated Floor w/Lifetime Warranty
Running Lights ♦ Tachometer ♦ Horn

818 4-POINT OPTIONS

Playpen Cover ♦ Windshield
Furniture Covers

FIBERGLASS BOATS Standards & Options

V210 & V196 ALANTE

Sage, Blue

STANDARDS

37-Gallon Built-in Gas Tank
Speedometer ♦ Tachometer ♦ Volt Meter
Gas, Oil & Depth Gauges
Trim Gauges ♦ Tilt Steering Wheel
Port Side Dash Cooler w/Drain
Sony AM/FM Stereo Cassette w/4 Speakers
12-Volt Accessory Plug
Horn ♦ Cup Holders ♦ Cooler
Stainless Steel Bow Rails ♦ Stern Ladder
4 Stainless Steel Cleats ♦ In-floor Storage
Ski Ring ♦ Removable Bow Lounge Cushion
Running Lights ♦ Bilge Pump
Roto-Cast Seat Bases
Rear Sundeck w/Bench Seat
2 Captain's Chairs w/Sliders
Under Seat Storage
Walk-Thru Curved Windshield
Color-coordinated Self-storing Top & Boot

V 210 & V196 ALANTE OPTIONS

Side and Aft Curtains ♦ Bow Cover
Mooring Cover ♦ CD Player

V180 I/O & O.B. ALANTE

Sage, Blue

STANDARDS

37-Gallon Built-in Gas Tank
Speedometer ♦ Tachometer
Volt Meter ♦ Gas Gauge
Trim Gauge (I/O Only)
Port Side Dash Cooler w/Drain
AM/FM Stereo Cassette with 2 Speakers
12-Volt Accessory Plug ♦ Horn
Cup Holders ♦ Stern Ladder
4 Stainless Steel Cleats
In-floor Storage ♦ Ski Ring (I/O only)
Running Lights ♦ Bilge pump
Roto-Cast Seat Bases
Rear Sundeck w/Bench Seat
2 Captain's Chairs w/Sliders
Under Seat Storage
Curved Walk-Thru Windshield
Color-coordinated Top & Boot

V180 I/O & O.B. ALANTE OPTIONS

Side and Aft Curtains
Bow Cover ♦ Mooring Cover
Sony AM/FM Stereo Ccassette
Removable Bow Lounge Cushions
Ski Tow Bar (O.B. only)

2230 COMMANDER O.B.

Emerald, Blue, Champagne

STANDARDS

55-Gallon Built-in Gas Tank
Speedometer ♦ Tachometer ♦ Volt Meter
Gas Gauge ♦ Horn
AM/FM Cassette w/4 Speakers
12-Volt Accessory Plug ♦ Tilt Steering
Cup Holders ♦ Rear Entry ♦ Table ♦ Stern Ladder
4 Stainless Steel Cleats ♦ In-floor Storage ♦ Cooler
Running Lights ♦ Automatic Bilge Pump
Docking Lights ♦ Rear Sundeck
(1) Captain's Chair w/Slider
Deluxe Console w/Windscreen
Stainless Steel Railing
Color-coordinated Top & Boot
Self-bailing Fiberglass Floor Liner
Hydraulic Steering ♦ Bow Ladder ♦ Anchor Locker
Rope Locker ♦ Under Seat Storage
Courtesy Lights

2230 COMMANDER O.B. OPTIONS

Sony AM/FM Cassette ♦ Snap-in Carpet
Playpen Cover ♦ Ski Tow
Depth Finder ♦ 2 Bass Seats ♦ Rod Storage
Livewell ♦ Porti-Potti ♦ Galley Pump

2030 I/O & O.B.COMMANDER

Emerald, Blue, Champagne

STANDARDS

55-Gallon Built-in Gas Tank
Fiberglass Floor Liner
Speedometer ♦ Tachometer ♦ Volt Meter
Gas Gauge ♦ Trim & Oil Gauges (I/O only)
AM/FM Stereo Cassette w/4 Speakers
12-Volt Accessory Plug
Tilt Steering Wheel
Horn ♦ Cup Holders ♦ Rear Entry
Porti-Potti ♦ Table ♦ Stern Ladder
4 Stainless Steel Cleats

In-floor Storage ♦ Cooler
Running Lights ♦ Automatic Bilge Pump
Docking Lights ♦ Rear Sundeck
1 Captain's Chair w/Slider
Deluxe Console w/Windscreen
Ski Eye (I/O only) ♦ Stainless Steel Railing
Color-coordinated Top & Boot

2030 I/O & O.B. COMMANDER OPTIONS

Sony AM/FM Cassette ♦ Snap-in Carpet
Playpen Cover ♦ Ski Tow Bar (O.B. only)

1500 & GLX COMMANDER

Emerald, Blue, Champagne

STANDARDS

31-Gallon Built-in Gas Tank
Speedometer ♦ Tachometer ♦ Volt Meter
Gas Gauge ♦ Stern Platform w/Ladder
Fiberglass Floor Liner (GLX only)
In-floor Storage ♦ 4 Cleats
Running Lights ♦ Bilge Pump
Captain's Chair ♦ Under Seat Storage
Full Wrap-around Bow Seating (GLX only)
2 Rear Jump Seats ♦ Bow Cushion
Glove Box ♦ Cup Holders
Stainless Steel Bow and Stern Rails (GLX only)

1500 & GLX COMMANDER OPTIONS

Mooring Cover ♦ Color-coordinated Top
Snap-in Carpeting (GLX only)

2100 GLX, CRUISE & FISH'N'CRUISE SUN SHIP

Sage, Blue, Champagne

STANDARDS

55-Gallon Built-in Gas Tank
VDO Dash w/Depth Finder (GLX only)
Fiberglass Floor Liner
Speedometer ♦ Tachometer
Volt Meter ♦ Gas Gauge ♦ Horn
Sony AM/FM Cassette w/4 Speakers
12-Volt Accessory Plug ♦ Tilt Steering Wheel
Rear Entry ♦ Porti-Potti ♦ Table
Stern Ladder ♦ 4 Cleats ♦ In-floor Storage
Cooler ♦ Running Lights

Automatic Bilge Pump ♦ Sundeck
Double Helm Seat
(GLX: w/Wraparound Galley)
Deluxe Fiberglass Console w/Windscreen
Roto-Cast Rear L-Group Seating
2 Front Roto-Cast Couches
(GLX: Wraparound Couches)
2 Bass Seats (Fish 'N' Cruise only)
Livewell (Fish 'N' Cruise only)
Color-coordinated Top

2100 GLX, CRUISE & FISH'N'CRUISE SUN SHIP OPTIONS

Snap-in Carpet ♦ Ski Tow ♦ CD Player
Hydraulic Steering ♦ Playpen Cover

1900 SUN SHIP CRUISE & FISH Package

Sage, Blue, Champagne

STANDARDS

30-Gallon Built-in Gas Tank
Fiberglass Floor Liner ♦ Speedometer
Tachometer ♦ Volt Meter ♦ Gas Gauge
Horn ♦ AM/FM Stereo Cassette w/4 Speakers
12-Volt Accessory Plug
Tilt Steering Wheel ♦ Rear Entry
Porti-Potti ♦ Table ♦ Stern Ladder
4 Cleats ♦ In-floor Storage ♦ Cooler
Running Lights ♦ Automatic Bilge Pump
Sundeck ♦ High-Back Helm Chair
Deluxe Fiberglass Console w/Windscreen
Roto-Cast Rear L-Group Seating
2 Roto-Cast Front Couches (Cruise pkg. only)
2 Bass Seats (Fish pkg. only)
Livewell (Fish pkg. only)
Color-coordinated Top

1900 SUN SHIP CRUISE & FISH PACKAGE OPTIONS

Snap-in Carpet ♦ Ski Tow
Hydraulic Steering ♦ Playpen Cover
Sony AM/FM Stereo Cassette

SMOKER CRAFT

America's First Family of Boats

10-YEAR LIMITED WARRANTY

Smoker Craft warrants each new fiberglass hull for a period of five (5) years, and each new riveted aluminum hull for a period of ten (10) years, from the date of purchase by the original purchaser (based on years of use, under normal recommended operating conditions) as described in the warranty folder. A copy of the Smoker Craft Limited Warranty is attached to each new Smoker Craft boat, or may be obtained from any dealer or the Smoker Craft factory.

ACCESSORIES

Smoker Craft offers a wide range of accessories which add function and versatility. Livewells, windshield accessories, side steering consoles and swivel seats with arms are fishing boat accessories available separately. Mooring covers and pontoon furniture covers are other selections available. Don't forget Smoker Craft jackets, shirts and hats to complete your outdoor wardrobe.

The specifications of any Smoker Craft boat are subject to change without notice. Optional equipment is shown in some photographs in this catalog. Please confirm standards and options for all model with your dealer. Information on the Smoker Craft warranty is available upon request. Please direct all inquiries to the Smoker Craft corporate office.

Smoker Craft

P.O. Box 65
New Paris, IN 46553
(219) 831-2103
Fax: (219) 831-7003

Smoker Craft West

P.O. Box 219
Stayton, OR 97383
(503) 769-2996
Fax: (503) 769-5835

Smoker Craft South

P.O. Box 1267
LaGrange, GA 30241
(706) 882-1438
Fax: (706) 882-9562

Visit us on the Internet at: www.smokercraft.com

MERCURY

MORNING



FORCE