



Smoker-Craft 1981

Pride in sound aluminum construction — the Smoker-Craft standard

16' Challenger

What's your runabout boating pleasure? Put this rugged 16' Challenger to the test, then enjoy the added benefit of economical operation, thanks to the lightweight aluminum construction. This handsome 16' Challenger is attractive and just plain fun to run.

Specifications: 16' Challenger

Center length 16' ½" • Beam 76" • Transom width 73" • Motor size 90 • Weight 665 • Capacity 1580 • Bottom .080 • Sides .060 • Stem .086 • Center keel .080 • Ribs .080 (14) plus 4 bow ribs • Long shaft only.

Color Availability:
Cinnamon, Mint green.

Standard Equipment:

Mechanical steering • Windshield • Self-drain motor well • Carpet • Sleeper seats • Deck cleats • Bow storage area • Bow cushions • Bilge pump • Bow rail • Lazy back pads.

Optional Equipment:

Top, side curtain • Aft curtain • Front cover • Mooring cover.

14' Challenger

Easy to handle? Economical to operate? The 14' Challenger answers "yes" to both questions. Add the convenience of the walk-thru windshield and bow storage and you have an aluminum boat just right for good times afloat.

Specifications: 14' Challenger

Center length 14' 4" • Beam 65" • Transom width 58" • Motor size 45 • Weight 400 • Capacity 1250 • Bottom .065 • Sides .060 • Stem .086 • Center keel .080 • Ribs .060 plus 2 bow ribs • Long shaft only.

Color Availability:
Rust.

Standard Equipment:

Mechanical steering • Windshield • Self-drain motor well • Carpet • Sleeper seats • Deck cleats • Bow storage areas • Bow cushions.

Optional Equipment:

Top, side curtain • Front cover • Bow cushions • Mooring cover.

All Smoker-Craft boats are available with mooring covers.

18' & 16' Pro-Anglers™

Pro-Anglers look sleek and trim, but look closer. Note the sturdy aluminum construction that makes these boats great companions for lasting fishing enjoyment. Five keel construction and heavy duty ribs plus all new carpeted decks are featured in every Pro-Angler. Look, too, at the special comfort features. Who wants to go home?

Specifications: 18' Pro-Angler™

Beam 74" • Depth 33½" • Length 18' 4¾" • Transom width 65" • Capacity 1550 • Horsepower 80 • Weight 720 • Bottom .070 •

Sides .060 • Transom .080 • Stem .080 • Center keel .080 • Ribs (extra bow ribs for added strength) .064 (15) • Transom height — Long shaft • 5 Keels.

Color Availability:
Burgundy.

Standard Equipment:

Mechanical steering • 5 keel construction • Carpeted deck • In floor storage • Self-drain motor well • Live well • Running lights • 3 fold-down swivel seats • Storage pouch on driver's seat • Lockable rod storage • Carpet on floor and deck • Lockable bow storage • Raised bow casting platform • Bilge pump • Fused toggle switches • Movable seat location.

Specifications: 16' Pro-Angler™

Beam 72½" • Depth 33" • Length 16' 5" • Transom width 61¼" • Capacity 1100 • Horsepower 60 • Weight 620 • Bottom .070 • Sides .060 • Transom .080 • Stem .080 • Center keel .080 • Ribs (extra bow ribs for added strength) .064 (12) • Transom height — Long shaft • 5 Keels.




Color Availability:
Rust, Blue.

Standard Equipment:

Mechanical steering • 5 keel construction • In floor storage • Carpeted deck • Self-drain motor well • Live well • Running lights • 3 fold-down swivel seats • Storage pouch on driver's seat

• Lockable rod storage • Carpet on floor and deck • Lockable bow storage • Raised bow casting platform • Bilge pump • Fused toggle switches • Movable seat location.

All Smoker-Craft boats are available with mooring covers.



16' Angler Deluxe

Here's one of the most popular fishing boats around. And for a lot of good reasons. For starters, the 16' Angler Deluxe is one of the most economical fishing boats from any major builder. Its tough, lightweight aluminum construction guarantees reliable performance year after year. And it's loaded with features to please the avid fisherman.

Specifications: 16' Angler Deluxe

Beam 72½" • Depth 34" • Length 16' 5" • Transom width 61¼" • Capacity 1100 • Horsepower 55 • Weight 500 • Bottom .070 • Sides .060 • Transom .080 • Stem .080 • Center keel .080 • Ribs .064 (12) • Transom height - Long shaft • 5 Keels.

Color Availability:

Blue, Rust.

Standard Equipment:

Live well • 3 swivel seats • Mechanical steering • Running lights • Foamed ice chest • Fused toggle switches • Carpeted deck • Lockable bow storage • Bilge pump • Self-drain motor well

All Smoker-Craft boats are available with mooring covers.

18' & 16' Alaskans

These rugged boats suggest their name: Alaskan. They are big, deep hulled and built for rough water. They offer plenty of move-about room and are equipped with those comfort features that make fishing the pleasant experience it is meant to be. The 18' and 16' models are ideal for camps or lodges or for the fisherman who needs that extra capacity.

Specifications: 18' Alaskan

Beam 74" • Depth 34" • Length 18' 5" • Transom width 64" • Capacity 1550 • Horsepower 60 • Weight 350 • Bottom .070 • Sides .060 • Transom .080 • Stem .080 • Center keel .080 • Ribs .064 (15) • Transom height - Long shaft • 5 Keels.

Color Availability:

Ivory.

Specifications: 16' Alaskan

Beam 74" • Depth 34" • Length 16' 5" • Transom width 61¼" • Capacity 1450 • Horsepower 45 • Weight 340 • Bottom .070 • Sides .060 • Transom .080 • Stem .080 • Center keel .080 • Ribs .064 (12) • Transom height - Long shaft • 5 Keels.

.080 • Center keel .080 • Ribs .064 (12) • Transom height - Long shaft • 5 Keels.


Color Availability:

Ivory.


All Smoker-Craft boats are available with mooring covers.




16' Angler Deluxe



18' Alaskan



16' Alaskan



16' Alaskan

14' Alaskan & 14' Alaskan Deluxe

The rugged 14' Alaskan and 14' Alaskan Deluxe will satisfy the most demanding boater or fisherman. Take a good look at the construction of these fine boats. Although they are light, the aluminum construction offers the best strength to weight ratio. And because they are light, they are easy to handle and produce increased speed at lower RPM's.

Specifications: 14' Alaskan

Beam 67½" • Depth 29¼" • Length 14' • Transom width 59" • Capacity 975 • Horsepower 35 • Weight 210 • Bottom .064 • Sides .060 • Transom .080 • Stem .080 • Center keel .080 • Ribs .064 (10) • Transom height - Short shaft/Long shaft • 3 Keels.

Color Availability: Ivory/green.

Standard Equipment:

Rod holders • Heavy duty stern and bow castings.

Optional Equipment:

Console • Swivel seats.

Specifications: 14' Alaskan Deluxe

Beam 67½" • Depth 29¼" • Length 14' • Transom width 59" • Capacity 975 • Horsepower 35 • Weight 250 • Bottom .064 • Sides .060 • Transom .080 • Stem .080 • Center keel .080 • Ribs .064 (10) • Transom height - Long shaft • 3 Keels.

Color Availability:

Rust.

Standard Equipment:

One swivel seat.

Optional Equipment:

Storage box • Live well kit • Additional swivel seats.

All Smoker-Craft boats are available with mooring covers.

16' Muskie

The new 16' Muskie from Smoker-Craft has received high praise from everyone who has previewed it. Its 68" beam provides stability for rough water plus plenty of room for fishermen and their gear.

Specifications: 16' Muskie

Beam 68" • Depth 29" • Center length 16' 1½" • Transom width 60" • Capacity 1050 • Horsepower 45 • Weight 260 • Bottom .064 • Sides .060 • Transom .080 • Stem .080 • Keel .080 (3) • Transom height - Long shaft.

Color Availability:

Red.

Standard Equipment:

4 aluminum seats • Splash well • Nonskid interior • Oar locks • Gunwale braces.

All Smoker-Craft boats are available with mooring covers.



14' Alaskan Deluxe




14' Alaskan



14' Alaskan



14' Alaskan Deluxe



16' Muskie

12' & 14' Zephyrs

The Smoker-Craft Zephyrs feature flared bows for a smooth, dry ride. Three wood-grained vinyl covered seats offer plenty of room for fishermen and friends.

Color Availability:
Gold, Green.

12' & 14' Canadians

The popular Canadians from Smoker-Craft continue to be proven leaders. Their light-weight aluminum construction promises years of maintenance-free fun, plus the ability to go a long way on a little gas. Note the new bigger transom on these models.

Color Availability:
Rust.

Standard Equipment:
3 aluminum seats • Gunwale braces on front two seats only.

10', 12', 14' Sportsman

In every one there's fishing fun. These are the fishing boats for fishermen seeking a light-weight aluminum boat that's easy to handle and haul. You'll find the Smoker-Craft Sportsman a great answer to economical fishing and boating fun.

Color Availability:
Natural.

All Smoker-Craft boats are available with mooring covers.


Specifications:

	12' Zephyr	14' Zephyr	12' Canadian	14' Canadian	10' Sportsman	12' Sportsman	14' Sportsman
Beam	58½"	60"	56"	56"	48"	52"	52"
Center depth	22"	25½"	20"	20"	17"	17"	17"
Length	12'	14'	11' 9"	13' 10"	10'	11' 9"	13' 9"
Transom width	53¼"	53¼"	50½"	50½"	46½"	46½"	46½"
Capacity	540	700	600	700	380	445	550
Horsepower	15	25	10	15	3.5	7.0	10
Weight	140	170	112	130	74	93	100
Bottom	.050	.064	.050	.050	.050	.050	.050
Sides	.050	.050	.050	.050	.050	.050	.050
Transom	.064	.064	.064	.064	.064	.064	.064
Stem	.080	.080	.080	.080	.080	.080	.080
Center keel	.080 (3)	.080 (3)	.080 (3)	.080 (3)	.080 (1)	.080 (1)	.080 (1)
Ribs	.064 (9)	.064 (11)	.050 (8)	.050 (10)	.050 (4)	.050 (6)	.050 (10)
Transom height	S.S.	S.S.	S.S.	S.S.	S.S.	S.S.	S.S.

S.S. = Short Shaft Number of keels and ribs in ()



Zephyrs



Canadians




10' Sportsman



12' Sportsman


14' Sportsman




14' Zephyr




12' Zephyr




14' Canadian




12' Canadian



14' Sportsman



12' Sportsman



10' Sportsman

16' Bass Baron & 16' Bass Baron Deluxe

Outstanding performance at a modest price is the keynote of the new Bass Barons from Smoker-Craft. The modified vee hull provides stability and maneuverability. Both Bass Barons are designed to meet the needs of the enthusiastic fisherman and each has six applied keels.

Specifications: 16' Bass Baron

Center length 16' 6" • Beam 73" • Transom width 71" • Max. H.P. 60 • Approx. wt. 570 • Alum. thickness .072 • Capacity 925 • Side depth 22"

Color Availability: Blue.

Standard Equipment:

Live well • Mechanical steering • Running lights • 3 swivel seats • Rod holders • Raised casting platform • Marine carpet • 6 keels.

Optional Equipment:

Seats with extra base • Locking rod box • Locking front storage area.

Specifications: 16' Bass Baron Deluxe

Center length 16' 6" • Beam 73" • Transom width 71" • Max. H.P. 60 • Approx. wt. 635 • Alum. thickness .072 • Capacity 925 • Side depth 22"

Color Availability:

Burgundy.

Standard Equipment:

Live well • Bilge pump • Large storage under each seat • 3 swivel seats • Movable seat locations • Locking rod storage • Running lights • Locking front storage • Mechanical steering • Marine carpet.

Optional Equipment:

Extra seats • Seat arms • Mooring cover • Windshield.

Johns

Standard Johns

Available in 10' and 12' lengths, the Standard Johns are fabricated of .050 gauge

aluminum with stamped-in spray rails for extra rigidity and better performance.

Specifications:

10' Standard John

Beam 41½" • Depth 13" • Length 10' • Bottom width 31" • Transom width 38" • Capacity 300 • Horsepower 3 • Weight 62 lbs.

Specifications:

12' Standard John

Beam 41½" • Depth 13" • Length 12' • Bottom width 32" • Transom width 38" • Capacity 380 • Horsepower 5 • Weight 74 lbs.

Deluxe Johns

Deluxe Johns are designed for those who desire a wider, deeper boat for stability. Available in 12' and 14', these Johns are fabricated as one-piece welded hulls from .050 gauge aluminum. Standard equipment includes nylon insert oar sockets, aluminum corner castings and foam flotation.

Specifications:

12' Deluxe John

Beam 53" • Depth 15½" • Length 12' 2" • Bottom width 41" • Transom width 47" • Capacity 540 • Horsepower 10 • Weight 97 lbs.

Specifications:

14' Deluxe John

Beam 53" • Depth 15½" • Length 14' 2" • Bottom width 41" • Transom width 47" • Capacity 700 • Horsepower 15 • Weight 116 lbs.

River King

For the fisherman seeking a lightweight, flat-bottom aluminum boat, the River King John is the answer. Rod holders and comfortable fishing seats are standard with seat arms optional.

Specifications:

River King

Beam 53" • Depth 15½" • Length 14' 2" • Bottom width 41" • Transom width 47" • Capacity 700 • Horsepower 15 • Weight 120 lbs.

Specifications:

16' Big John

Beam 68½" • Depth 29" • Length 16' 1½" • Bottom width 58" • Transom width 59" • Capacity 1100 • Horsepower 35 • Weight 340 lbs.

Step ahead with Smoker-Craft and get the most out of canoeing.

Step ahead with the confidence that you are purchasing a canoe to meet your needs in terms of quality, innovation, and efficiency.

The Smoker-Craft Canoe Story

Smoker-Craft uses two alloys in its canoe construction, 6061-T6 heat treat and 5052. Both alloys give years of canoeing pleasure; however, each alloy has special properties of its own.

The big feature of the 6061-T6 heat treat material is its resistance to denting. We bake the alloy in large ovens to assure full tensile strength. The heat


treat process guarantees that Smoker-Craft canoes maintain the highest level of alloy hardness.

Smoker-Craft also offers the 5052 alloy. This unique stretchable alloy is more corrosion resistant than 6061-T6 alloy and it is more economical.

We've used both alloys successfully for more than a decade. It all adds up to more satisfaction for the canoe owner now, more resale value in the future.


Smoker-Craft Canoe Features:

- Heat treated/stretch formed
- Unispon design for added safety
- Five and seven rib construction
- .064 heat treated thwarts
- Cast aluminum canoe end for easy tying
- Rolled deck for easy portaging
- Interlocking extruded inner and outer keel backed by 3M tape
- Non-skid interiors
- Extruded gunwales
- B.I.A. certified



16' Bass Baron

16' Bass Baron Deluxe



River King



Deluxe John



River King



Standard John




16' Big John



16' Bass Baron



16' Bass Baron Deluxe



Whitewater Keels

The "Whitewater" or "Shoe" keel is more suitable for canoes used on fast streams or rivers. Its shallow design is not affected by cross currents plus it slides over snags.



Unispon Construction

The longitudinal widening of the hull just above the water line provides these benefits:

1. Greater width at the water line for added carrying capacity.
2. A stronger hull.
3. Greater stability and maneuverability.



Inner/Outer Keel

A two-piece keel, an inner .125 gauge keel and an outer .300 gauge keel with the hull riveted in between for greater strength and rigidity.



Edge Decks

Full rolled edge decks provide comfortable lifting handles and added strength.

Redskin

TOUGH! That's the word to describe Smoker-Craft's new vacuum-formed, high density, polyethylene canoes. These canoes, when dented, have a "memory" that returns them to their original shape.

The canoe slides over rocks and gives the paddler stability with its wide bottom and broad beam. It is lapstraked for added strength on the sides and has five keels molded in the bottom for extra rigidity. It is extremely durable and will take a great deal of punishment.

The polyethylene canoe features UV inhibitors to prevent fading and cracking from the sun. The canoe is vacuum formed to assure the thickest materials gauge in the bottom and stems. With the color molded throughout, scratching creates no problem. Should the material be punctured after extended use, Smoker-Craft offers a repair kit which is easy to use.

Economically priced, the polyethylene canoe will give you years of canoeing pleasure. Compare our beam and bottom width with the competition and you'll discover that the Redskin is a hands down winner.

Specifications: Redskin

Beam 41" • Depth 13½" • Length 15' 9½" • Weight 80 lbs. • 5 Keels.

Color Availability: Burnt Orange.

Deluxe Aluminum Canoes




15' & 17' Deluxe Canoes

Top of the line and with good reason. Features include (.050-6061) heat treated metal, Unispon design, heavy duty T-keel, 7 ribs, heat treated extruded seat tubes, .064 heat treated thwarts and decorative tape. These canoes are at home in rough water.

16' Deluxe Canoe

Featuring the square stern, this popular canoe offers the same construction features as the 15' and 17' Deluxe models. It has wide beam and depth for large loads and is ideal for carrying cargo. The riveted transom will support a 4 H.P. motor and the design includes Smoker-Craft's Unispon.

Decorative tape standard on all deluxe canoes.



This demonstration shows the durability of the hull material.



Accessories for the Deluxe Aluminum Canoes are available as optional equipment. Included are the Canoe Carrying Yoke, Canoe Side Motor Mount, and Car Top Carrier.



15' & 17' Competitor

Smoker-Craft quality and durability are available at a modest price with the 15' and 17' Competitor canoes. Heat treated metal (.050-6061), Unispun construction, non-skid interiors and heat treated thwarts are features that guarantee years of service and pleasure to canoe enthusiasts.

Smoker-Craft Canoe Features:

- Heat treated/stretch formed
- Unispun design for added safety
- Five and seven rib construction
- .064 heat treated thwarts
- Cast aluminum canoe end for easy tying
- Rolled deck for easy portaging
- Interlocking extruded inner and outer keel backed by 3M tape
- Non-skid interiors
- Extruded gunwales
- B.I.A. certified

Standard Aluminum Canoes

Standard Canoes

Five varieties of canoes are offered in the Smoker-Craft Standard line. They are built from .052-5052 alloy and feature inner and outer extruded keels, extruded gunwales, and non-skid interiors. Within the Standard line are the popular lightweight 13' American and 11' Scout.

Whitewater Canoes


These canoes feature a heat treated skin with higher bow and stern.

Livery Canoes

These canoes feature a .060-6061-T6 heat treated hull with an extra heavy duty inner and outer keel which eliminates the need for ribs. Flotation is located under the seats. With no bulkheads or ribs, no rivets are exposed on the bottom of the canoe except for those protected by the keel. The center thwart and seats are reinforced to the keel.



Whitewater Canoe




Livery Canoe



Standard Canoes




	Center Length	Beam	Bow Height	Center Height	Ribs	Approx. Weight	Capacity	Keel
17' Deluxe Canoe	17'	39"	21½"	12½"	7	82	730	Deep T
16' Deluxe Canoe	15' 10"	39"	21½"	12½"	7	78	715	Deep T
15' Deluxe Canoe	15'	38"	21"	12½"	7	76	575	Deep T
17' Competitor	17'	39"	21½"	12½"	5	80	730	Whitewater
15' Competitor	15'	38"	21½"	12½"	5	74	575	Whitewater
17' Standard Canoe	17'	37½"	21½"	12¼"	7	84	730	Whitewater
16' Standard Canoe	15' 10"	37½"	21½"	12¼"	7	79	715	Whitewater
15' Standard Canoe	15'	37½"	21"	12¼"	7	77	575	Whitewater
13' Standard Canoe	13'	42"	21"	11½"	3	65	525	Whitewater
11' Standard Canoe	11'	40"	21"	11½"	1	55	450	Whitewater
17' Whitewater	17'	37"	23"	13"	7	80	730	Whitewater
15' Whitewater	15'	37"	23"	13"	7	74	730	Whitewater
17' Livery	17'	37"	23"	13"	-	88	730	Deep T
15' Livery	15'	37"	23"	13"	-	80	600	Deep T




Standard Canoe

Cross section of the Standard Canoe keel, an inner-outer heat treated extrusion riveted to the canoe hull.




Canoe Side Motor Mount

Attaches quickly and easily to all double end canoes. Strong and light in water.



Square Stern Motor Attachment

Illustration shows secure attachment of motor to stern canoe.



Canoe Thwart Pad

Soft padding and strong construction of this yoke make portaging easier. Easily installed on center thwart.



 **FISH RAY**



Smoker-Craft, Inc.

P.O. Box 65
New Paris, Indiana 46553
Phone: (219) 831-2103

Specifications of any Smoker-Craft boat are subject to change without notice.
Warranty information is available upon request.

Litho in U.S.A.