



# 1989 SMOKERCRAFT



**Smoker-Craft**  
The name to  
know in boats  
for excellent  
value and  
quality.



# 182 MAGNUM

**Standards:** Front casting Platform - (4) Cleats - Carpeted Deck & Floor - (4) Removable Floor Bases - Stationary Pedestal Drive Seat - Port & Starboard Lockable Rod Storage - Walk Thru Windshield - Bilge Pump - Top & Boot - Full Instrumentation - Lights - Lockable Storage - Courtesy Lights - 18 Gallon In Floor Gas Tank - (3) Bass Seats - Bow Storage - Trolling Motor Plug

**Options:** Extra Seats & Pedestals - Seat Arms - Sleeper Seat - Side & Aft Curtains - Bow Cover - Mooring Cover



Model	182 Magnum
Length	18'5"
Beam	84"
Depth	38 1/4"
H.P.	140
Weight	1140
Transom Width	75"
Maximum Capacity	1810
Transom Height	LS
Bottom Gauge	.085
Colors	Blue




# 162 AND 161 MAGNUM

**162 Magnum Standards:** Carpeted Deck & Floor - Built In 12 Gallon Gas Tank - Walk Thru Windshield - Built in Tackle Tray - Trolling Motor Plug - Dual Lockable Rod Storage Port & Starboard - Large Bow Livewell - Courtesy Lights - Bilge Pump - Bow Storage - In Floor Teak Storage - (4) Floor Bases - Stationary Pedestal with Slider - (3) Bass Seats - (4) Cleats - Lockable Rear Storage - Lockable Bow Storage

**162 Magnum Options:** Extra Seats & Pedestals - Seat Arms - Mooring Cover - Top & Boot - Side, Aft & Forward Covers

**161 Magnum Standards:** Carpeted Deck & Floor - Built in 12 Gallon Gas Tank - Built in Tackle Tray - Trolling Motor Plug - Dual Lockable Rod Storage Port & Starboard - Large Bow Livewell - Courtesy Lights - Bilge Pump - Bow Storage - In Floor Teak Storage - (4) Floor Bases - Stationary Pedestal with Slider - (3) Bass Seats - (4) Cleats - Lockable Rear Storage - Lockable Bow Storage

**161 Magnum Options:** Extra Seats & Pedestals - Mooring Cover - CSI Sun Top - Windshield for Drivers Console - Seat Arm - Conversion Kit to make a 162 Magnum



162 Magnum



161 Magnum

Model	162 Magnum	161 Magnum
Length	16'2"	16'2"
Beam	76"	76"
Depth	35½"	35½"
H.P.	80	80
Weight	740	700
Transom Width	70"	70"
Maximum Capacity	1400	1400
Transom Height	LS	LS
Bottom Gauge	.080	.080
Colors	Blue, Red	Blue, Red



# TITAN CUDDY



**Standards:** Top & Boot - Bilge Pump - Vinyl Deck - Marine Carpet Floor - Removable Rear Jump Seats - Full Instrumentations - Interior Lighting - Port-Potti Space - Front Hatch - (2) 20 Gallon Gas Tanks - Bow Rails - Teak Glove Box - Grab Rail - (2) Bass Seats - Cupholders - (4) Cleats - Stern Rail with Ladder

Model	Titan Cuddy
Length	19'4"
Beam	87"
Depth	38"
H.P.	Std. 120
Net Weight	1235
Transom Width	I/O
Maximum Capacity	1825
Transom Height	I/O
Bottom Gauge	.100
Colors	Blue



# SPIRIT FISH AND SKI





**Standards:** Sliding Doors - Bilge Pump  
 - Livewell - (1) Sleeper Seat - Lockable  
 Rod Box - Adjustable Drivers Seat - Bow  
 Storage Box - In Floor Teak Storage -  
 Bow Rails - Built in 12 Gallon Gas Tank  
 - Lights - (4) Cleats - Walk Thru Wind-  
 shield - Carpeted Deck & Floor - (1)  
 Bass Seat

**Options:** Top & Boot - Mooring Cover -  
 Side & Aft Curtains - Bow Cover



Model	Spirit Fish & Ski
Length	16'2"
Beam	76"
Depth	33½"
H.P.	90
Weight	665
Transom Width	70"
Maximum Capacity	1510
Transom Height	LS
Bottom Gauge	.080
Colors	Blue, Red



# 171 LAZER

**Standards:** (4) Bass Seats - (2) Floor Bases - Lockable Rod Storage - Built in 23 Gallon Gas Tank - Deluxe Console with Full Instrumentation - Large Livewell with Divider - Raised Casting Platform Bow & Stern - Deluxe Trolling Motor Plug & Panel - Storage Forward of Console - Grab Bar for Passenger - Courtesy Lights - Marine Carpet

**Options:** Windshield & Mooring Cover  
**Depth finder optional**



Model	171 Lazer
Length	17'1"
Beam	80"
Depth	32"
H.P.	115
Weight	790
Transom Width	73"
Maximum Capacity	1350
Transom Height	LS
Bottom Gauge	.080
Colors	Blue, Red



# RESORTERS



*Resorter with console*

**Standards:** (3) Bass Seats - (3) Floor Bases - (1) Stationary Pedestal (Drivers) - Raised Casting Platform - Glove Box - Lights - Large Livewell - Bilge Pump - Lockable Rod Storage - Large Storage under Raised Platform - **Without Console:** (2) Bass Seats - (2) Floor Bases - (1) Stationary Pedestal (Drivers)  
**Options:** Windshield - Mooring Cover - Extra Seats - Seat Arms



*Resorter without console*

Model	15' Resorter w/Console	15' Resorter w/o Console
Length	15'5"	15'5"
Beam	72"	72"
Depth	32"	32"
H.P.	50	50
Weight	540	520
Transom Width	61¼"	61¼"
Maximum Capacity	1000	1000
Transom Height	LS	LS
Bottom Gauge	.070	.070
Colors	Blue, Grey	Blue, Grey



# BASS CATCHER AND PRO BASS

**Bass Catcher Standards:** Livewell - Lights - Marine Carpet - Trolling Motor Plug - (2) Bass Seats - (3) Seat Locations - Front Bow Storage - Rear Bench Seat

**Bass Catcher Options:** Bass Seats - Mooring Cover

**Pro Bass Standards:** Lights - Plush Carpet - Bass Seats (3 on 15' & 2 on 17') - Dual Bench Seat (17' Only) - Built in 18 Gallon Tank (17' Only) - Trolling Motor Plugs - Deluxe Panel (17' Only) - Livewell - Instrumentation (17' Only) - Rod Storage

**Pro Bass Options:** Bass Seats - Mooring Covers


Model	15' Bass Catcher	17' Pro Bass	15' Pro Bass
Length	15'1"	17'1"	15'
Beam	62"	84"	66"
Depth	18"	26"	24"
H.P.	25	150	50
Weight	400	850	550
Transom Width	60 1/4"	N/A	N/A
Maximum Capacity	700	1100	750
Transom Height	SS	LS	LS
Bottom Gauge	.070	Fiberglass	Fiberglass
Colors	Red	Blue, Black	Blue, Black



17' Pro Bass



15' Pro Bass




15' Bass Catcher

# BIG FISHERMAN

**Standards:** Marine Carpet - Rod Holders - Raised Platform with Storage (16' Only) - (3) Lockable Storage Boxes (only 1 in 14') - Aerated Livewell (16' Only) - Hand Fill Livewell in 14' - Walk Thru Seating

**Options:** Console w/Steering - Mooring Cover



Model	16' Big Fisherman	14' Big Fisherman
Length	16'5"	14'2"
Beam	67"	63½"
Depth	31"	30"
H.P.	40	35
Weight	420	285
Transom Width	59"	56"
Maximum Capacity	1100	850
Transom Height	LS	LS/SS
Bottom Gauge	.064	.064
Colors	Blue	Blue



16' Big Fisherman

14' Big Fisherman

# 824 SPORT CLASSIC

**Standards:** Fiberglass Console with In Dash Lights - Barrel Chair - 1 1/4" Anodized Rails - 12 Gallon Built in Tank - (5) Furniture Pieces - Flip Back Seat - Table - XL50 50 Year Floor Warranty -

Right Hand Steering - Lights - Deluxe Colored Top - (4) Gates - Deluxe Wheel - 22" Tubes (.080)

**Options:** Mooring Cover - Salt Water Package - Aluminum Top



**Furniture Covers Are Available**

Model	824 Sport Classic
Length	24'
Beam	8'
Depth	N/A
H.P.	115
Weight	1280
Transom Width	N/A
Maximum Capacity	2500
Transom Height	LS
Bottom Gauge	Tube .080
Colors	Blue, Grey




824 Sport Classic

# BIG FISHERMAN

**Standards:** Marine Carpet - Rod Holders - Raised Platform with Storage (16' Only) - (3) Lockable Storage Boxes (only (1) in 14') - Aerated Livewell (16' Only) - Hand Fill Livewell in 14' - Walk Thru Seating

**Options:** Console w/Steering - Mooring Cover

Model	16' Big Fisherman	14' Big Fisherman
Length	16'5"	14'2"
Beam	67"	63½"
Depth	31"	30"
H.P.	40	35
Weight	420	285
Transom Width	59"	56"
Maximum Capacity	1100	850
Transom Height	LS	LS/SS
Bottom Gauge	.064	.064
Colors	Blue	Blue



16' Big Fisherman

14' Big Fisherman

# 824 PLEASURE DECK



824 Pleasure Deck

**Standards:** Special Deluxe Fence with Recess Access - Fiberglass Console with In Dash Lights - Double Barrel Chair - Deluxe Wheel - Radio with 2 Speakers - Table - Ice Chest - 9 Pieces of Furniture - Built In 12 Gallon Gas Tank - (4) Gates - XL50 50 Year Floor

**Warranty:** 1 1/4" Anodized Rails - Lights - Bar - Storage Compartment - 22" Tubes (.080) - Center Steering  
**Options:** Mooring Cover - Salt Water Package - Aluminum Top - Sun Deck \* Weight 1425 with optional sun deck  
**Furniture Covers Are Available**

Model	824 Pleasure Deck
Length	24'
Beam	8'
Depth	N/A
H.P.	115
Weight	1370
Transom Width	N/A
Maximum Capacity	2500
Transom Height	LS
Bottom Gauge	Tube .080
Colors	Blue, Grey



Rear Sundeck Optional



# ALASKANS


15' Alaskan



13' Alaskan (split-seat)



17' Alaskan



**Standards:** (3) Full Aluminum Seats (Wood Grain on 17') - Front Bow Storage (17' Only) - Vinyl Floor (17' Only) - Oarlocks - Front & Rear Castings - Drip Pan (17')

**Options:** Mooring Covers - Sun Tops - Split Seat (West Coast Only)

Model	17' Alaskan	15' Alaskan	13' Alaskan
Length	16'10½"	14'11"	12'11½"
Beam	72½"	68"	65¼"
Depth	30"	27"	26"
H.P.	50	35	25
Weight	460	220	190
Transom Width	60½"	58½"	56¼"
Maximum Capacity	1330	850	700
Transom Height	LS	LS/SS	LS/SS
Bottom Gauge	.064	.064	.050
Colors	Blue	Blue	Blue





Split-seat Alaskan available west coast only (shown with optional sun top)

# VOYAGERS, CANADIANS, SPORTSMAN, JOHNS

Model	16' Voyager	14' Voyager	14' Canadian	12' Canadian	14' Deluxe John	12' Std. John	12' Sportsman
Length	16'5"	14'2"	13'10"	11'9"	13'11"	12'	11'9"
Beam	66"	63½"	58"	56"	57"	46"	52"
Depth	31"	30"	20"	20"	17½"	15"	17"
H.P.	40	30	15	10	15	5	7.5
Weight	350	230	130	112	116	74	93
Transom Width	59"	56"	50½"	50½"	57"	46"	46½"
Maximum Capacity	1100	850	700	600	700	380	455
Transom Height	LS	LS/SS	SS	SS	SS	SS	SS
Bottom Gauge	.050	.050	.050	.050	.050	.050	.050
Colors	White	White	White	White	White	White	White

**Voyager Standards:** (4) Aluminum Seats (16') - (3) Aluminum Seats (14') - Painted Exterior - Nonskid Interior - Bow & Stern Castings - Oarlocks

**Canadian, Deluxe John and Sportsman Standards:** (3) Seats - Painted Exterior (Canadians and Deluxe John Only) - Nonskid Interior - Bow & Stern Castings - Oarlocks



# TITAN CUDDY



**Standards:** Top & Boot - Bilge Pump - Vinyl Deck - Marine Carpet Floor - Removable Rear Jump Seats - Full Instrumentations - Interior Lighting - Port-Potti Space - Front Hatch - (2) 20 Gallon Gas Tanks - Bow Rails - Teak Glove Box - Grab Rail - (2) Bass Seats - Cupholders - (4) Cleats - Stern Rail with Ladder

Model	Titan Cuddy
Length	19'4"
Beam	87"
Depth	38"
H.P.	Std. 120
Net Weight	1235
Transom Width	I/O
Maximum Capacity	1825
Transom Height	I/O
Bottom Gauge	.100
Colors	Blue



# AVANTI I/O



19' Avanti

**Standards:** Full Instrumentation - Deluxe High Back Chairs - Adjustable Teak Wheel - Deluxe Glove Box - Table - Courtesy Lights - Built in 18 Gallon Gas Tank - Teak In Floor Storage (19' Only) - Ice Chest - Ski Tow Eye - Teak Swim Platform - Cupholders - Full Front Cushions - Bow Storage - Accent Lights - Smoker Glass Wind Screen - Lights - Bilge Pump - Deluxe Marine Carpet

**Options:** Top - Stereo (4 Speakers) - Mooring Cover



Model	19' Avanti IO	17' Avanti IO
Length	18'7"	16'10"
Beam	94"	94"
Depth	29"	29"
H.P.	260	200
Weight	1733	1500
Transom Width	N/A	N/A
Maximum Capacity	1800	1450
Transom Height	I/O	I/O
Bottom Gauge	Fiberglass	Fiberglass
Colors	Blue, Grey, Red	Blue, Grey, Red



# SPIRIT FISH AND SKI





**Standards:** Sliding Doors - Bilge Pump - Livewell - (1) Sleeper Seat - Lockable Rod Box - Adjustable Drivers Seat - Bow Storage Box - In Floor Teak Storage - Bow Rails - Built in 12 Gallon Gas Tank - Lights - (4) Cleats - Walk Thru Windshield - Carpeted Deck & Floor - (1) Bass Seat

**Options:** Top & Boot - Mooring Cover - Side & Aft Curtains - Bow Cover



Model	Spirit Fish & Ski
Length	16'2"
Beam	76"
Depth	33½"
H.P.	90
Weight	665
Transom	
Width	70"
Maximum Capacity	1510
Transom Height	LS
Bottom Gauge	.080
Colors	Blue, Red





*Neptune Fishing Package*



*Neptune Cruising Package*



*Neptune Fishing Package*



*Neptune Cruising Package*

# CANOES AND ACCESSORIES

Model	16' Square Stern	17' Competitor	15' Competitor
Center Length	15'10"	17'	15'
Beam	39"	39"	38"
Bow Height	21½"	21½"	21½"
Center Height	12½"	12½"	12½"
Ribs	7"	5"	5"
Approx. Weight	78	80	74
Capacity	715	730	575
Keel	Deep T.	WW	WW

The specifications of any Smoker-Craft boat are subject to change without notice. Information on the Smoker-Craft Warranty is available upon request. Please direct all inquiries to the Smoker-Craft corporate office.



See Smoker-Craft's versatile Fish King pontoon on page 16.



For pure fun on the water it's hard to beat the Avanti deck boat. Page 20.



Our new Lazer is a fully equipped fishing package. See it on Page 8.



Smoker-Craft offers a great variety of top quality, economical fishing boats. Page 13.

## 10-Year Limited Warranty

At Smoker-Craft quality and reliability are built in to every boat we make. All of our aluminum boats are backed by a 10-year limited warranty. Our pontoons feature the XL50 50-year floor warranty. Over the past several years we have experienced tremendous growth. We know this would not have been possible without high quality products and satisfied customers. Keeping you satisfied will always be our highest priority.



Optional live wells available



Windshield accessory



Mooring covers available



Swivel seats with arms for fishing boats



Side steering console for most Smoker-Craft fishing boats



Pontoon furniture covers



Quality brand oars and paddles



Smoker-Craft clothing available



**Corporate Office:**  
Smoker-Craft  
P.O. Box 65  
New Paris, Indiana 46553  
(219) 831-2103  
Easy link mailbox 62803594  
Telex #: 516574 Smoker-Craft UD

**Division Office:**  
Smoker-Craft West  
P.O. Box 219  
1075 Wilco Road  
Stayton, Oregon 97383-0129  
(503) 769-2996

Smoker-Craft South  
P.O. Box 1267  
LaGrange, Georgia 30241  
(404) 882-1438

Please send inquiries to Smoker-Craft corporate office.

# 172 AND 171 FAZER

**Standards:** (3) Bass Seats - (4) Floor Bases - (1) Stationary Drivers Pedestal with Slider - Lockable Rod Storage with Rod Holders Port & Starboard - Insulated Ice Chest - Lockable Rear Storage - Courtesy Lights - Removable Rear Tackle Box - Lockable Tackle Tray in Driver Console - Livewell - Deluxe Cup Holders - Teak In Floor Storage - Deluxe Front Trolling Motor Plug & Gauge Panel - Lights - Bilge Pump - 23 Gallon in Floor Gas Tank - Easy Access Storage Compartment Port & Starboard - (4) Cleats - Storage Under Raised Casting Platform - Lockable Storage Port Side Console - Marine Carpet - Deluxe Lockable Storage on Port Side (172 Only) - Walk Thru Windshield (172 Only)

**Options:** Extra Seats & Pedestal - Fisherman's Top & Boot - Side, Aft & Bow Curtain - Mooring Cover

Model	172 Fazer	171 Fazer
Length	17'5"	17'5"
Beam	80½"	80½"
Depth	38"	38"
H.P.	115	115
Weight	860	800
Transom Width	74"	74"
Maximum Capacity	1350	1350
Transom Height	LS	LS
Bottom Gauge	.080	.080
Colors	Red, Blue	Red, Blue



171 Fazer



172 Fazer

