



2001 FISHING
SMOKER CRAFT



EACH GENERATION IS A TRIBUTE TO THE LAST

S M O K E R C R A F T



The way we see it, your legacy starts right here — with the little things. Like teaching the kids to fish. Letting them cast for hours with a second-hand rod and a bucket of worms. Helping them fight their first keepers.

At Smoker Craft, we build high quality fish-chasing boats for anglers at every level. Sleek, powerful boats that give you a competitive edge. Solid, safe, long-lasting boats your whole family can enjoy.

The Smoker family has handed down the art of boat building for three generations. And it's a legacy we're proud of. So take a closer look — we've got a Smoker Craft for you and your next generation.



*From left to right: Barney Smoker (Founder), Phil Smoker (Grandson),
Doug Smoker (Son, Vice President), Tim Smoker (Grandson).*

21, 192

SEATS AND STANDS

Helm Pedestal w/Slider
4 - Seat Bases
2 - Movable Hydraulic Pedestals
3 - Bass Seats

CONSOLE

Curved Walk-Thru Windshield
Tachometer
Speedometer
Volt Meter
Fuel Gauge
Lighted Compass
Horn
Circuit Breakers
Tilt Steering
Hydraulic Steering
AM/FM Stereo Cassette

STORAGE

Lighted Rod Storage (Port & Star)
3 - Battery Compartments
Bow Storage
Stern Storage
Storage Under Console

LIVEWELL

30 Gallon Bow Livewell w/Baitwell L,A,R,T
30 Gallon Stern Livewell L,A,R,T

HULL

Rolled-V Hull w/10 Year Warranty (21, 192)
Treated Floor w/Lifetime Warranty
5 - Keels
5 - Year Carpet Warranty

TROLLING

Trolling Motor Panel
Battery Level Gauge
Motor Tilt Switch
On Board Battery Charging System

HARDWARE

(4) 6" Pop-Up Cleats
8" Access Plate
Motor Bracket
Kicker Motor Bracket

MISCELLANEOUS

Navigational Lights
Bow Courtesy Lights
Stern Courtesy Lights
Bilge Pump
40 Gallon Fuel Tank
Twice Baked Urethane Paint
Fisherman's Top
Reinforced for Downriggers
Rigging Tube (Star)
The 21 and 192 Require a 25" Shaft
Engine/Availability Only As Complete
Package From Factory

OPTIONS

Side Curtains
Aft Curtains
Walk-Thru Curtain
Bow Cover
Mooring Cover
Seat Arms
Bass Seat
Stem
Spider
Vinyl Floor Covering
Sony® CD Player

COLORS

Black

172, 171

SEATS AND STANDS

Helm Pedestal w/Slider
5 - Seat Bases
2 - Movable Hydraulic Pedestals
3 - Bass Seats

CONSOLE

Curved Walk-Thru Windshield (172)
Tachometer
Speedometer
Volt Meter
Fuel Gauge
Lighted Compass
Horn
Circuit Breakers
Tilt Steering

STORAGE

Organized Rod Storage (Port)
2 - Battery Compartments
Bow Storage

LIVEWELL

30 Gallon Bow Livewell w/Baitwell A
30 Gallon Stern Livewell w/Baitwell A

HULL

Hydra-Lift Rolled-V Hull w/10 Year Warranty
Treated Floor w/Lifetime Warranty
5 - Keels
5 - Year Carpet Warranty

TROLLING

Trolling Motor Panel

HARDWARE

(4) 4-1/2" Cleats
8" Access Plate

MISCELLANEOUS

Navigational Lights
Bilge Pump
24 Gallon Fuel Tank (in floor)
Twice Baked Urethane Paint
3 - Cup Holders
Toe Kicks

OPTIONS

Fisherman's Top (172)
Side Curtains (172)
Aft Curtains (172)
Walk-Thru Curtain (172)
Bow Cover (172)
Mooring Cover
Seat Arms
Bass Seat
Stem
Spider

COLORS

Black

162, 161

SEATS AND STANDS

Helm Pedestal w/Slider
5 - Seat Bases
2 - Movable Hydraulic Pedestals
3 - Bass Seats

CONSOLE

Curved Walk-Thru Windshield (162)
Tachometer
Windscreen (161)
Speedometer
Volt Meter
Fuel Gauge
Lighted Compass
Horn
Circuit Breakers
Tilt Steering

STORAGE

Rod Storage (Port and Star)
2 - Battery Compartments
Bow Storage
Stern Storage

LIVEWELL

30 Gallon Bow Livewell A

HULL

Hydra-Lift Rolled-V Hull w/10 Year Warranty
Treated Floor w/Lifetime Warranty
5 - Keels
5 - Year Carpet Warranty

TROLLING

Trolling Motor Plug

HARDWARE

8" Access Plate
(4) 4-1/2" Cleats

MISCELLANEOUS

Navigational Lights
Bilge Pump
24 Gallon Fuel Tank (in floor)
Twice Baked Urethane Paint
2 - Cup Holders
50PD Trolling Motor
X-38 Lowrance® Graph
Toe Kicks

OPTIONS

Fisherman's Top (162)
Side Curtains (162)
Aft Curtains (162)
Bow Cover (162)
Mooring Cover
Seat Arms
Bass Seat
Stem
Spider

COLORS

Black



21 and 192 Millentia Lighted Rod Box



21 and 192 Millentia Pop-up Cleats



21 and 192 Millentia Driver Console



21 and 192 Millentia Engine Mount



21 and 192 Millentia Toe Kicks



21 and 192 Millentia Lighted Livewell/Baitwell




172 Millentia Organized Rod Saver System



21 Millentia



192 Millentia




172 Millentia



171 Millentia



162 Millentia




161 Millentia

SPECS

	21	192	172, 171	162	161
Length	20'10"	18'10"	17'2"	16'0"	16'0"
Beam	98"	96"	91"	87"	87"
Depth	40"	38"	36"	37"	37"
Interior Depth	29"	27"	24"	24"	24"
Transom Width	98"	96"	88"	81"	81"
Transom Height	EXLS	EXLS	LS	LS	LS
Dry Weight lbs.	1680	1450	1260	975	945
Maximum Persons	10	8	5	5	5
Maximum Cap. lbs.	2100	1750	1400	1450	1450
Maximum H.P.	225	175	125	90	90
Bottom Gauge	0.125	0.125	0.100	0.100	0.100
Side Gauge	0.086	0.086	0.086	0.076	0.076
Rib Gauge	0.125	0.125	0.100	0.100	0.100

All boats using OBs greater than 125 H.P. should have dual or hydraulic steering.

MERCURY
The Water Calls



SMOKERCRAFT

MILLENNIUM

MERCURY

Cruiser Craft

182 ULTIMA

SEATS AND STANDS

Helm Pedestal w/Slider
5 - Seat Bases
2 - Movable Pedestals
3 - Bass Seats
Walk-in Bow Seating
Bow Cushions
Removable Back Rests w/Seat Cushions

CONSOLE

Curved Walk-Thru Windshield
Tachometer
Speedometer
Volt Meter
Fuel Gauge
Horn
Circuit Breakers
AM/FM Stereo Cassette
Tilt Steering
Anti-Feedback Steering

STORAGE

Lighted Rod Storage (Port & Star)
2 - Battery Compartments
Tackle Tray
Lockable Glove Box
Stern Dry Storage

LIVEWELL

20 Gallon Stern Livewell L,A,R,T

HULL

Hydra-Lift Hull w/10 Year Warranty
Treated Floor w/Lifetime Warranty
5 - Keels
5 - Year Carpet Warranty

TROLLING

Trolling Motor Panel
Battery Level Gauge
Motor Tilt Switch

HARDWARE

(4) 6" Cleats
10" Access Plate

MISCELLANEOUS

Navigational Lights
Bow Courtesy Light
Bilge Pump
40 Gallon Fuel Tank
Twice Baked Urethane Paint
3 - Cup Holders
Reinforced for Downriggers

OPTIONS

Fisherman's Top
Side Curtains
Aft Curtains
Bow Cover
Mooring Cover
Seat Arms
Bass Seat
Stem
Spider

Hydraulic Steering
Dual Steering
Sleeper Seat

COLORS

Blue, Toreador Red

162 & 161 PRO MAG

SEATS AND STANDS

Helm Pedestal w/Slider
5 - Seat Bases
2 - Movable Pedestals
3 - Bass Seats

CONSOLE

Curved Walk-Thru Windshield (162)
Starboard Console (161)
Tachometer
Speedometer
Volt Meter
Fuel Gauge
Horn
Circuit Breakers
AM/FM Stereo Cassette

STORAGE

Lighted Rod Storage (Port & Star)
2 - Battery Compartments
Tackle Tray
Bow Storage
Stern Storage
Lockable Glove Box (162)

LIVEWELL

26 Gallon Bow Livewell L,A,R,T
18 Gallon Stern Livewell L,A,R,T

HULL

Hydra-Lift Hull w/10 Year Warranty
Treated Floor w/Lifetime Warranty
5 - Keels
5 - Year Carpet Warranty

TROLLING

Trolling Motor Panel
Motor Tilt Switch

HARDWARE

(4) 4-1/2" Cleats
8" Access Plate

MISCELLANEOUS

Navigational Lights
Bow Courtesy Light
Stern Courtesy Light
Bilge Pump
20 Gallon Fuel Tank
Twice Baked Urethane Paint

OPTIONS

Fisherman's Top (162)
Side Curtains (162)
Aft Curtains (162)
Walk-Thru Curtain (162)
Bow Cover (162)

Mooring Cover
Seat Arms
Bass Seat
Windscreen (161)
Stem
Spider
Tilt Steering

COLORS

Blue, Toreador Red

160 PRO TILLER

SEATS AND STANDS

3 - Seat Bases
1 - Stationary Pedestal
2 - Movable Pedestals
3 - Bass Seats

CONSOLE

Tachometer
Speedometer
Volt Meter
Fuel Gauge
Circuit Breakers

STORAGE

Rod Storage (Port & Star)
1 - Battery Compartment
Bow Storage
Stern Storage

LIVEWELL

21 Gallon Bow Livewell A,R

HULL

Rolled-V Hull w/10 Year Warranty
Treated Floor w/Lifetime Warranty
5 - Keels
5 - Year Carpet Warranty

TROLLING

Trolling Motor Panel
Motor Tilt Switch

HARDWARE

(4) 4-1/2" Cleats
8" Access Plate

MISCELLANEOUS

Navigational Lights
Bow Courtesy Light
Stern Courtesy Light
Bilge Pump
20 Gallon Fuel Tank
Twice Baked Urethane Paint

OPTIONS

Mooring Cover
Seat Arms
Bass Seat
Stem
Spider

COLORS

Blue



182 Ultima Driver Console



162 Pro Mag Rear Casting Platform w/ Storage



162 Pro Mag Rod Storage



162 Pro Mag Toe Kick



182 Ultima



162 Pro Mag



161 Pro Mag




160 Pro Tiller

SPECS

	182 Ultima	162 Pro Mag	161 Pro Mag	160 Pro Tiller
Length	17'8"	16'5"	16'5"	16'5"
Beam	91"	84"	84"	80"
Depth	39"	34"	34"	38"
Interior Depth	25"	23"	23"	28"
Transom Width	89"	74"	74"	74"
Transom Height	LS	LS	LS	LS
Dry Weight lbs.	1080	960	920	725
Maximum Persons	6	5	5	5
Maximum Cap. lbs.	1400	1300	1300	1300
Maximum H.P.	150	90	90	60
Bottom Gauge	0.100	0.080	0.080	0.080
Side Gauge	0.086	0.076	0.076	0.076
Rib Gauge	0.100	0.080	0.080	0.080

All boats using OBs greater than 125 H.P. should have dual or hydraulic steering.

L - Lighted
A - Aerated
R - Recirculating
T - Timed



172, 162, 161

SEATS AND STANDS

- Helm Pedestal
- 4 - Seat Bases
- 2 - Movable Pedestals
- 3 - Bass Seats

CONSOLE

- Curved Walk-Thru Windshield (172, 162)
- Starboard Console (161)
- Tachometer (172)
- Speedometer
- Volt Meter (172)
- Fuel Gauge
- AM/FM Stereo Cassette (172)

STORAGE

- Rod Storage (Port & Star)
- Bow Storage
- Stern Storage (162, 161)
- Lockable Glove Box (172, 162)
- 1-Battery Compartment (162, 161)

LIVEWELL

- 25 Gallon Bow Livewell A
- 15 Gallon Stern Livewell A (172)

HULL

- Rolled-V Hull w/10 Year Warranty (172)
- Semi-V Hull w/10 Year Warranty (162, 161)
- Treated Floor w/Lifetime Warranty
- 5 - Keels (172)
- 3 - Keels (162, 161)
- 5 - Year Carpet Warranty

TROLLING

- Trolling Motor Plug

HARDWARE

- (4) 6" Cleats (172)
- (4) 4-1/2" Cleats (162, 161)
- 8" Access Plate (172)
- 6" Access Plate (162, 161)

MISCELLANEOUS

- Navigational Lights
- Bilge Pump
- 20 Gallon Fuel Tank (172)
- 16 Gallon Fuel Tank (162, 161)
- Twice Baked Urethane Paint
- 3 - Cup Holders (162)
- 2 - Cup Holders (161)
- Rod Racks (162, 161)
- Rod Holder (162, 161)

OPTIONS

- Fisherman's Top (172, 162)
- Side Curtains (172, 162)

- Aft Curtains (172, 162)
- Walk-Thru Curtain (172)
- Bow Cover (172, 162)
- Windscreen (161)
- Mooring Cover
- Seat Arms
- Bass Seat
- Stem
- Spider
- Hydraulic Steering (172)
- AM/FM Stereo Cassette (162, 161)

COLORS

- Black

160

SEATS AND STANDS

- 4 - Seat Bases
- 1 - Stationary Pedestal
- 2 - Movable Pedestals
- 3 - Bass Seats

STORAGE

- Rod Storage (Port & Star)
- 2 - Battery Compartments
- Bow Storage
- Stern Storage

LIVEWELL

- 25 Gallon Bow Livewell A

HULL

- Semi-V Hull w/10 Year Warranty
- Treated Floor w/Lifetime Warranty
- 3 - Keels
- 5 - Year Carpet Warranty

TROLLING

- Trolling Motor Plug

HARDWARE

- 6" Access Plate

MISCELLANEOUS

- Navigational Lights
- Bilge Pump
- 16 Gallon Fuel Tank
- Twice Baked Urethane Paint
- 2 - Cup Holders

OPTIONS

- Mooring Cover
- Seat Arms
- Bass Seat
- Stem
- Spider

COLORS

- Black

151, 150, 141

SEATS AND STANDS

- Helm Pedestal (151, 141)
- 3 - Seat Bases
- 2 - Movable Pedestals (151)
- 1 - Stationary Pedestal (150)
- 1 - Movable Pedestal (150, 141)
- 3 - Bass Seats (151)
- 2 - Bass Seats (150, 141)

CONSOLE

- Starboard Console (151, 141)
- Speedometer (151)

STORAGE

- 1 - Battery Compartment (151, 150)
- Bow Storage

LIVEWELL

- 24 Gallon Stern Livewell A (151, 150)
- 24 Gallon Port Livewell A (141)

HULL

- Semi-V Hull w/10 Year Warranty
- Treated Floor w/Lifetime Warranty
- 3 - Keels
- 5 - Year Carpet Warranty

TROLLING

- Trolling Motor Plug (151, 150)

MISCELLANEOUS

- Navigational Lights
- Bilge Pump (151, 150)
- Twice Baked Urethane Paint
- 2 - Cup Holders (151, 150)
- 1 - Pair Rod Holders (151, 150)

OPTIONS

- Windscreen (151)
- Mooring Cover
- Seat Arms
- Bass Seat
- Stem
- Spider

COLORS

- Black



162 Stinger Bow Livewell



162 Stinger Rear Platform w/ Rod Holder



161 Stinger Port Side Rod Storage



151 Stinger Rear Livewell




141 Stinger Bow Storage


L - Lighted
A - Aerated
R - Recirculating
T - Timed




172 Stinger



162 Stinger




161 Stinger



160 Stinger



151 Stinger



150 Stinger




141 Stinger

SPECS

	172	162	161	160	151	150	141
Length	17'8"	16'0"	16'0"	16'0"	15'0"	15'0"	14'5"
Beam	80"	81"	81"	81"	76"	76"	65"
Depth	30"	33"	33"	33"	30"	30"	28"
Interior Depth	25"	25"	25"	25"	22"	22"	21"
Transom Width	77"	74"	74"	74"	70"	70"	60"
Transom Height	LS	LS	LS	LS	LS	LS	LS
Dry Weight lbs.	910	660	600	540	520	460	375
Maximum Persons	6	5	5	5	4	4	4
Maximum Cap. lbs.	1380	1200	1200	1200	1000	1000	780
Maximum H.P.	115	60	60	60	40	40	25
Bottom Gauge	0.080	0.070	0.070	0.070	0.070	0.070	0.064
Side Gauge	0.076	0.064	0.064	0.064	0.064	0.064	0.060
Rib Gauge	0.080	0.070	0.070	0.070	0.070	0.070	0.060

MERCURY
The Water Calls



CONSTRUCTION

FISHING




Commitment runs in the family

For three generations, the Smoker family has been committed to building high quality, feature-packed boats for water-loving families across the country. Your Smoker Craft fishing boat is the result of the best ideas in design and engineering. Peel back the layers and you'll find that every detail is constructed to give you the ultimate in safety, comfort and control.



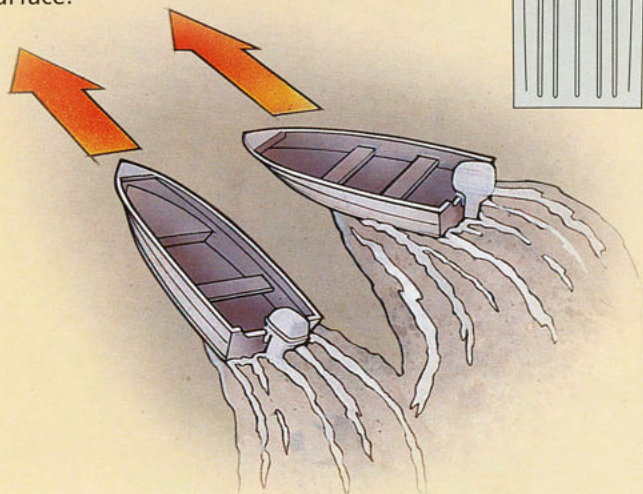
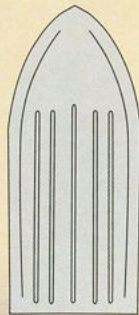
The Hydra-Lift Hull

Our Hydra-Lift hull features a specialized reverse chine design that keeps the bow down during acceleration, getting you out of the hole and on plane faster with more precise trim control.



5-Keel Construction

Up to 5 external keels give you better control when cornering and extra stability on windy days. They also provide additional protection from unseen objects beneath the surface.



INTEGRITY DOWN




Premium Grade Marine Aluminum

Smoker Craft boats feature tempered, tension leveled 5052 H34 marine grade aluminum, heavier than the industry standard.

Twice Baked Urethane Paint

Smoker Craft employs an in house paint process that starts with a special aluminum grade primer to assure proper bonding, and bakes two coats of urethane based paint to the hull. This process increases toughness and provides a finish that's durable, scratch resistant and protects the color and styling of your boat for years to come.



Yamaha Engines

The choice is yours. To ensure that you get the power you want for your Smoker Craft, we offer a full line of Yamaha® outboards.

XL Plywood Floors

Our floors are constructed with specially treated XL plywood that won't warp or rot and has a lifetime warranty.

Carpet

Our premium grade, easy-to-clean 100% UV stabilized marine carpet is backed by a 5 year warranty.

Urethane Foam

After the floor is installed, we fill every cavity with gasoline-resistant urethane foam to eliminate water-collecting pockets and give the floor solid support and strength. This also provides maximum buoyancy while giving your Smoker Craft a quieter ride.



COVER & ENGINE OPTIONS FISHING

Fisherman's Top, Curtains and Covers

Stay high and dry with the Fisherman's Top and complete curtain package, available on most Smoker Craft models. Whether it starts to rain, or you simply need a little shade, the top and side, aft and walk thru curtains go up quickly and easily. In addition, the top comes with a boot for easy storage. The bow cover and mooring cover keep your boat clean and ready to go.





Fisherman's Top

Fisherman's Top with Aft and Side Curtains and Bow Cover



Mooring Cover



Strength

Many of our Smoker Craft boats feature a .125 one-piece bottom with .125 gauge hand-fitted ribs on 10" centers giving you tremendous lateral strength and rigidity. Combine that with 5 keels running longitudinally which provides impact resistance, improves lift, handling, bottom support, and protection.

Mercury Engines

Smoker Craft is proud to offer a full line of reliable Mercury and MerCruiser power options.



MERCURY
The Water Calls



V180 Cobra



V180 Cobra GLX



V180 Cobra GLS



V178 Cobra



V180 Cobra O/B Toe Kick



V180 Cobra O/B Trolling Motor Panel



V180 Cobra GLX O/B Rod Storage



V180 Cobra GLS O/B Baitwell

**V180 COBRA,
COBRA GLX, COBRA GLS**

SEATS AND STANDS

- Helm Pedestal w/Slider
- 5 - Seat Bases
- 1 - Movable Hydraulic Pedestal
- 1 - Movable Pedestal
- 3 - Bass Seats

CONSOLE

- Curved Walk-Thru Windshield (Cobra, GLX)
- Windscreen (GLS)
- Tachometer
- Speedometer
- Volt Meter
- Fuel Gauge
- Horn
- 12 Volt Receptacle
- Tilt Steering
- Anti-Feedback Steering
- AM/FM Stereo Cassette w/2 Speakers

STORAGE

- Lighted Rod Storage (Port & Star)
- 2 - Battery Compartments
- Bow Storage
- Stern Storage
- In floor Storage (GLX, GLS)

LIVEWELL

- 30 Gallon Bow Livewell L,A,R,T
- 30 Gallon Stern Livewell L,A,R,T
- Baitwell (Bow and Stern) A (GLS)

HULL

- ISO NPG Marine Gel Coat
- 7-Layer Construction
- Carpeted Floor (Cobra)
- Fiberglass Floor Liner (GLX, GLS)

TROLLING

- Trolling Motor Panel
- Battery Level Gauge
- Motor Tilt Switch

HARDWARE

- 4 Stainless Steel Cleats (Through Bolted)
- 8" Access Plate

MISCELLANEOUS

- Navigational Lights
- Bow Courtesy Light
- Automatic Bilge Pump
- 37 Gallon Fuel Tank
- Color-coordinated Top (Cobra, GLX)

OPTIONS

- Side Curtains (Cobra, GLX)
- Aft Curtains (Cobra, GLX)
- Bow Cover (Cobra, GLX)
- Mooring Cover
- Snap-in Carpet (GLX, GLS)
- Tilt Hydraulic Steering
- Dual Steering
- Bass Seat
- Sony® CD Player w/4 Speakers

COLORS

- Blue, Red, Black

V178 COBRA

SEATS AND STANDS

- Helm Pedestal w/Slider
- 4 - Seat Bases
- 1 - Movable Hydraulic Pedestal
- 3 - Bass Seats

CONSOLE

- Curved Walk-Thru Windshield
- Tachometer
- Speedometer
- Volt Meter
- Fuel Gauge
- Horn
- 12 Volt Receptacle
- Tilt Steering
- AM/FM Stereo Cassette w/2 Speakers

STORAGE

- Rod Storage (Port & Star)
- Battery Compartment
- Bow Storage

LIVEWELL

- Bow Livewell A

HULL

- ISO NPG Marine Gel Coat
- 7-Layer Construction
- Carpeted Floor

TROLLING

- Trolling Motor Panel
- Battery Level Gauge
- Motor Tilt Switch

HARDWARE

- 4 Stainless Steel Cleats (Through Bolted)
- 8" Access Plate

MISCELLANEOUS

- Navigational Lights
- Bow Courtesy Light
- Bilge Pump
- 24 Gallon Fuel Tank
- Color-coordinated Top

OPTIONS

- Side Curtains
- Aft Curtains
- Bow Cover
- Mooring Cover
- Tilt Hydraulic Steering
- Dual Steering
- Anti-Feedback Steering
- Bass Seat
- Sony® CD Player w/4 Speakers

COLORS

- Blue, Red, Black

SPECS


	V180	V180 GLX, GLS	V178
Length	18'0"	18'0"	17'8"
Beam	96"	96"	88"
Depth	18"	18"	16"
Dead Rise Degree	18	19	18
Dry Weight lbs.	1275	1460	1150
Max. Persons	6	6	5
Max. Cap. lbs.	1650	1650	1500
Max. H.P.	175	175	150
Fuel Cap. gal.	37	37	24

All boats using OBs greater than 125 H.P. should have dual or hydraulic steering.

L - Lighted
A - Aerated
R - Recirculating
T - Timed




168 Pro Mag




140 Pro Mag



16' Big Fisherman




14' Big Fisherman




157 Super Fisherman



16' Voyager



14' Voyager



168 & 140 PRO MAG

SEATS AND STANDS

- 3 - Seat Bases
- 1 - Movable Pedestal
- 1 - Stationary Pedestal
- 2 - Bass Seats

STORAGE

- Rod Storage (Star)
- Bow Storage
- Lockable Glove Box

LIVEWELL

- 21 Gallon Port Livewell A (168)
- 15 Gallon Port Livewell A (140)

HULL

- Aluminum Hull w/10 Year Warranty
- Treated Floor w/Lifetime Warranty
- 3 - Keels
- 5-Year Carpet Warranty

TROLLING

- Trolling Motor Plug

MISCELLANEOUS

- Navigational Lights
- Bilge Pump
- 2 - Cup Holders (168)

OPTIONS

- Mooring Cover
- Seat Arms
- Bass Seat
- Stem
- Spider

COLORS

- Blue

- L - Lighted
- A - Aerated
- R - Recirculating
- T - Timed

16 & 14 BIG FISHERMAN

STANDARDS

- 2 - Seat Bases (16)
- Circuit Breakers
- Bow Storage (16)
- Side Storage (Star)
- 25 Gallon Port Livewell (16)
- 21 Gallon Port Livewell (14)
- Rod Holders (Port & Star)
- Aluminum Hull w/10 Year Warranty
- Treated Floor w/Lifetime Warranty
- 3 - Keels
- 5-Year Carpet Warranty
- Navigational Lights
- Bilge Pump (16)
- Trolling Motor Plug (16)

OPTIONS

- Starboard Console
- Mooring Cover
- Seat Arms (16)
- Bass Seat (16)
- Stem (16)
- Spider (16)

COLORS

- Toreador Red

157 SUPER FISHERMAN

STANDARDS

- 4 - Aluminum Bench Seats
- Bow & Stern Castings w/Handles
- Oar Locks
- Aluminum Hull w/10 Year Warranty
- 3 - Keels
- Nonskid Interior
- Painted Exterior

OPTIONS


- Starboard Console
- Mooring Cover

COLORS

- Toreador Red

SPECS

	168 Pro Mag	140 Pro Mag	16 Big Fish.	14 Big Fish.	157 Super Fish.	16 Voyager	14 Voyager
Length	16'10"	14'5"	16'5"	14'2"	15'5"	16'5"	14'2"
Beam	69"	67"	70"	68"	72"	70"	68"
Depth	33"	30"	31"	30"	32"	30"	30"
Interior Depth	22"	19"	22"	22"	32"	30"	30"
Transom Width	59"	59"	63"	60"	61"	60"	60"
Transom Height	LS	LS/SS	LS	LS/SS	LS	LS	LS/SS
Dry Weight lbs.	540	385	420	285	290	420	230
Maximum Persons	5	4	5	4	4	5	5
Maximum Cap. lbs.	1100	975	1100	1100	1100	1100	1000
Maximum H.P.	45	40	40	35	40	40	35
Bottom Gauge	0.064	0.064	0.064	0.064	0.070	0.064	0.064
Side Gauge	0.060	0.060	0.060	0.060	0.060	0.060	0.060
Rib Gauge	0.064	0.064	0.064	0.064	0.064	0.064	0.064




14' Canadian



12' Canadian



12' Sportsman



171 Bass Boat



161 Bass Boat



171 Bass Boat Under Seat Storage



171 Bass Boat Dry Storage



161 Bass Boat Rod Storage

**14 & 12 CANADIAN
12 SPORTSMAN**

STANDARDS

- 3 - Aluminum Bench Seats
- Bow & Stern Castings w/Handles
- Oar Locks
- Aluminum Hull w/10 Year Warranty
- Nonskid Interior

171 & 161 BASS

SEATS AND STANDS

- 2 - Seat Bases
- 4 - Bass Seats (171)
- 4 - Bass Seats (161)

CONSOLE

- Starboard Console w/Backrest
- Windscreen
- Tachometer
- Speedometer

- Volt Meter
- Fuel Gauge

STORAGE

- Rod Storage (Port)
- 4 - Large Storage Areas
- 2 - Battery Compartments Under Helm Seat
- Under Passenger Seat
- Drop-in Plastic Storage w/Drain (171)

LIVEWELL

- 27 Gallon Stern Livewell A
- 27 Gallon Bow Livewell A (171)

HULL

- All Welded Hydra-Lift Hull w/10 Year Warranty
- Treated Floor w/Lifetime Warranty
- 5-Year Carpet Warranty

TROLLING

- Trolling Motor Plug
- Motor Tilt Switch

HARDWARE

- 8" Access Plate
- (4) 6" Cleats

MISCELLANEOUS

- Navigational Lights
- Bow Courtesy Light
- Stern Courtesy Light
- Bilge Pump
- 15 Gallon Fuel Tank (171)
- 12 Gallon Fuel Tank (161)
- Cup Holders (161)

OPTIONS

- Mooring Cover

COLORS


- Blue

- L - Lighted
- A - Aerated
- R - Recirculating
- T - Timed

SPECS

	14 Canadian	12 Canadian	12 Sport	171 Bass	161 Bass
Length	13'10"	11'9"	11'9"	17'5"	16'2"
Beam	58"	56"	52"	77"	73"
Depth	20"	20"	17"	23"	23"
Interior Depth	20"	20"	17"	16"	16"
Transom Width	50"	50"	46"	75"	73"
Transom Height	SS	SS	SS	LS	LS
Dry Weight lbs.	130	112	93	1140	980
Maximum Persons	4	3	2	4	4
Maximum Cap. lbs.	700	600	455	1100	1100
Maximum H.P.	15	10	7.5	90	60
Bottom Gauge	0.050	0.050	0.050	0.100	0.100
Side Gauge	0.050	0.050	0.050	0.100	0.100
Rib Gauge	0.050	0.050	0.050	0.100	0.100





1644 MVX Jon



1032 Jon




1436 Jon




1232 Jon



1448 Jon



1432 Jon



1648 Jon

SPECS

	1032 JON	1232 JON	1432 JON	1436 JON 1436 JON LW	1444 JON MV 1444 JON MVX	1448 JON 1448 JON LW	1550 JON MV 1550 JON MVX	1644 JON MV	1644 JON MVX	1648 JON 1648 JON LW	1750 JON MV 1750 JON MVX	1860 JON
Length	10'0"	12'0"	14'0"	14'0"	14'0"	14'0"	15'0"	16'0"	16'3"	16'0"	17'0"	18'5"
Beam	51"	51"	51"	57"	63"	72"	74"	63"	63"	72"	74"	89"
Depth	16"	16"	16"	18"	22"	22"	22"	22"	22"	22"	22"	24"
Interior Depth	16"	16"	16"	18"	22"	22"	22"	22"	22"	22"	22"	20"
Transom Width	50"	50"	50"	56"	68"	71"	73"	68"	68"	71"	73"	90"
Transom Height	SS	SS	SS	SS	LS/SS	LS/SS	LS	LS	LS	LS/SS	LS	LS
Weight lbs.	100	120	140	185	280	260	335	300	500	295	365	500
Minimum Persons	2	2	2	3	3	3	4	4	4	4	4	6
Maximum Capacity lbs.	290	390	390	650	800	900	950	900	900	900	1150	1350
Maximum Horse Power	3	6	7	20	25	25	45	30	35	35	45	65
Bottom Gauge	0.050	0.050	0.050	0.064	0.072	0.072	0.072	0.072	0.072	0.072	0.080	0.100
Side Gauge	0.050	0.050	0.050	0.064	0.072	0.072	0.072	0.072	0.072	0.072	0.080	0.100

Ten great reasons to join the family.

Quality

At Smoker Craft, we offer many different models to meet many different needs. But at the heart of each and every one is a well-constructed, thoughtfully designed boat that's built to last. After all, we wouldn't put our name on anything less.

Service

We believe that customer service begins right here at the factory — with our commitment to our dealer network and our promise to stand behind every boat we build.

History

When you get a Smoker Craft, you're getting the benefit of three generations of experience. Three generations of Research and Development. And three generations of relationships with the very best vendors and suppliers in the industry.

Financial Stability

You don't stay in business as long as you have unless you've earned the financial confidence of a vast number of dealers, suppliers, employees and customers. Just one more reason to feel good about becoming part of the Smoker Craft family.

Nationwide Sales and Support

Our nationwide dealer network offers expert sales and factory-authorized service to water-loving families across the country. Visit our web site at www.smokercraft.com to locate the dealer nearest you.

Construction

At Smoker Craft, we're proud to offer some of the best construction in the industry. You'll find the same high level of quality materials and processes across our entire line of boats. From the



hat-shaped ribs and raked-back bow design of our aluminum V-hulls to our labor-intensive 7-layer fiberglass construction to the heavy gauge, welded chambers of our pontoon tubes. You can be sure your Smoker Craft is solid from stem to stern.

Broad Product Line

At Smoker Craft, our family loves boating as much as yours does. And maybe that's why we continue to offer so many different models and product lines. Fishing, cruising, skiing — simply pick your family's favorite activities and chances are, we've got a package that's perfect for you.

Safety

Every Smoker Craft boat is built to exacting standards set by the U.S. Coast Guard. From flotation and fuel systems to wiring looms, boat beams, depth and freeboard — Smoker Craft boats are among the safest on the water.

Resale Value

With thousands of Smoker Craft Boats on the water today, Smoker Craft is one of the most popular and

recognized names in the industry. For you, this popularity translates into higher resale values when it comes time to upgrade.

Innovative Engineering

When it comes to engineering, the little things add up to a big difference. Ideas like one piece bottoms, more lateral ribs, double riveted seams, 5 bottom keels and a unique seam sealing tape, to name just a few. Simply put, our research and development team keeps Smoker Craft well ahead of the curve.

www.smokercraft.com

Your family tradition starts here.

The specifications of any Smoker Craft boat are subject to change without notice.



MERCURY
The Water Calls

Smoker Craft, Inc.
P.O. Box 65 • New Paris, IN 46553
P: (219) 831-5900 • F: (219) 831-7003

Smoker Craft, Inc. West
P.O. Box 219 • Stayton, OR 97383
P: (503) 769-2996 • F: (503) 769-5835

Smoker Craft, Inc. South
P.O. Box 1267 • LaGrange, GA 30241
P: (706) 882-1438 • F: (706) 882-9562

Smoker Craft, Inc. North
P.O. Box 129 • Minong, WI 54859