

SMOKERCRAFT

2006



MERCURY
#1 On The Water

CELEBRATING The American Angler

www.smokercraft.com



SMOKER CRAFT

American Angler Series

Exceptional From Start To Finish

Smoker Craft's American Angler Series continues to win the hearts of North West anglers as the number one selling aluminum boat in the region. This inspired series of boats has earned its enviable reputation through unchallenged value, affordability, tailored interior layouts and industry-leading engineering that has resulted in the development of some of the most popular designs in boating.

For 2006, you'll find most American Angler Series models are now wood-free and feature Smoker Craft's revolutionary new flooring material, Endurance Lifetime Flooring™. In addition to premium components, every Smoker Craft American Angler model is also backed by an exclusive lifetime hull warranty on all riveted seams. When you buy Smoker Craft you're assured of owning the very best boats in their class...that's why Smoker Craft is #1 in the North West...year-after-year.

A.I.R.S. RIB SYSTEM


The choice is clear! Our exclusive Advanced Integrated Rib System utilizes hand-fitted, hat-shaped ribs for superior longitudinal strength and rigidity that simply outperform our competitors' double-plated aluminum.



AIRS

ONE-PIECE BOTTOM

It's something very few manufacturers do, but it's essential to achieve optimum performance, superior strength and achieve the consistency the engineers intended. Every Smoker Craft starts with a one-piece bottom using a super tough marine-grade alloy, it's the foundation the rest of the boat will be built around. Simply stated, a one-piece bottom assures you'll get the most out of your boating experience.



WHAT DOES IT TAKE TO BE NUMBER ONE?


- Full painted hull sides
- Endurance Flooring™
- One piece bottom
- In-floor fishbox (Standard on Pro Tracer, Pro Lodge, and Osprey DLX models)
- Hull keels
- Integrated spray rail
- Abundant Storage
- Lifetime Warranty

ENDURANCE LIFETIME FLOORING™

Another Smoker Craft first! Endurance Lifetime Flooring™ is 40% lighter than conventional flooring products, maintenance-free and backed by a lifetime warranty. This innovative composite material won't rot, warp or delaminate and features a vinyl skin that's cleans easily and lasts a lifetime!



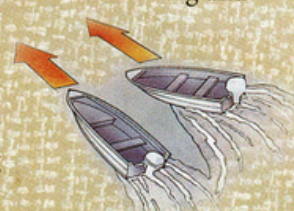
ABUNDANT STORAGE



Several American Angler models feature innovative storage areas. From under-dash storage in some Osprey models and the Pro Tracer, to storage box seating in most Lodge and Tracer series models, you'll find these boats loaded with useful storage opportunities.

5 Keel Construction

In addition to Smoker Craft's one-piece bottom and AIRS construction is the unique 5 external bottom keels that add even more strength to the bottom as well as assist in the overall performance of the boat. These keels help protect the bottom, add longitudinal strength, enhance the tracking and planing characteristics of each boat. Bottom keels help provide necessary control for carving through a turn or holding a line while trolling.



SMOKER CRAFT

American Angler Series

Alaskan Series

Time-Honored Excellence You Can Count On


Smoker Craft's Alaskan Series has been around a long time and has earned an enviable reputation of excellence. They fish and run bigger than their size and have found their way into rental operations, lodges and nearly every major fishery in the Northwest. There's no denying the popularity, durability or performance these boats generate...they truly own the title of "best in class".




12' ALASKAN




12' ALASKAN DLX



13' ALASKAN DLX



15' ALASKAN DLX



ALASKAN	12'	12' DLX	13' DLX	15' DLX
LENGTH	11'10"	11'10"	12'11"	14'11"
BEAM	63"	63"	66"	68"
DEPTH	24"	24"	26"	27"
H.P.	15	15	25	35
CAPACITY	Portable	Portable	Portable	Portable
WEIGHT	150	185	225	270
TRANSOM WIDTH	56"	56"	56"	59"
MAX. CAPACITY	700	700	700	850
MAX. PERSONS	3	3	3	4
TRANSOM HEIGHT	LS/SS	LS/SS	LS/SS	LS/SS

ALASKAN STANDARD FEATURES

- Limited Lifetime Hull Warranty
- Reinforced Panelam Seat Boxes For Easy Swivel Seat Mounting (DLX Models)
- One-Piece Bottom
- Hull Keels
- Bow Eye
- Molded-In Spray Rail
- Panelam Flooring (DLX Models)
- Rod Holders (DLX Models)
- Reinforced Bench Seat For Easy Swivel Seat Mounting
- Bow And Stern Castings With Grab Handles
- Full XL - Lifetime Treated Transom

Alaskan Options

- Side Steering Console (13' & 15' DLX Models)
- Bow Rails (13' & 15' DLX Models)
- Bow Mount Anchor Release
- Cushioned Seat with Locking Swivel
- Downrigger Brackets
- Windscreen (Side Console Models)
- Angler Seating Package Includes: 3 Seats, Anchor Release and Stern Seat Slide Rails
- Fishing Package (3 Fish-On Rod Holders Installed)

MERCURY
#1 On The Water

Lifetime Warranty
On All Riveted Seams




SMOKERCRAFT

Osprey Series

Versatility At Its Best

The Osprey Series has become a perennial favorite among serious boaters throughout the West. These beautifully crafted boats introduce essential details designed to enhance each and every trip you make to the water. Elements like integrated toe-kicks that are built into the sidewall areas and provide added security when netting a fish or working over the side of the boat. Luxurious, all-weather seating that's tough yet comfortable and attractive, trip-after-trip along with a long list of other intelligent features punctuate Smoker Craft's commitment to product excellence. These are serious fishing boats backed by careful engineering that transform horsepower into bristling performance. Deep, wide and stable, Smoker Craft's Osprey Series defines, "true boating value."



Lifetime Warranty
On All Riveted Seams

OSPREY	16' DLX	17' DLX
LENGTH	16'	17'2"
BEAM	87"	91"
DEPTH	37"	36"
H.P.	90	125
FUEL CAPACITY	24 Gal	24 Gal
DRY WEIGHT	920	1040
TRANSOM WIDTH	81"	88"
MAX. CAPACITY	1350	1450
MAX. PERSONS	5	6
TRANSOM HEIGHT	LS	LS
BOTTOM GAUGE	0.100	0.100
SIDE GAUGE	0.086	0.086
RIB GAUGE	0.100	0.100

HONDA
MARINE



16' OSPREY DLX



17' OSPREY DLX

HONDA
MARINE



UNDER CONSOLE STORAGE

Smoker Craft knows you want all the storage you can get and you'll find plenty of it in the Osprey Series. Not only is their plenty of innovative storage built into our consoles there's also welcome storage areas on top of these under-dash consoles.



OSPREY STANDARD FEATURES

- Limited Lifetime Hull Warranty
- One-Piece Bottom
- Hull Keels
- Molded-In Spray Rail
- Endurance Lifetime Flooring™
- Wrap-Around Walk-Thru Windshield
- Safety Glass Windshield
- Locking Glove Compartment
- Consoles w/ Storage Shelves
- Tilt Steering
- Tachometer
- Volt Gauge
- Navigation Lights
- Fuel Gauge
- Speedometer
- Bilge Pump
- 30 Gallon Livewell/Cooler
- Trolling Motor Plug
- (4) 6" Deck Cleats
- Toe Kicks
- Bow Casting Platform
- Bow Eye
- (2) Custom Bass Seats On Pedestals
- Port And Starboard Rod Storage
- Bow Storage
- Rear Splashwell
- In-Floor Removable Fish Box
- (3) Battery Compartments
- Horn
- Circuit Breakers
- Stern Storage

DELUXE DASH

Every Osprey features a premium gauge cluster with attractive accent bezels that includes: Tachometer, volt gauge, fuel gauge and speedometer. In addition to complete instrumentation is a standard tilt steering wheel you can adjust to your comfort requirements.



BUILT-IN FISH BOX

The Osprey's removable in-floor fish box is big enough to hold a limit of salmon and is designed for easy cleaning.



Osprey Options

- Lockable Rod Doors
- Dual Steering
- Hydraulic Steering
- Bow Rails
- Additional Seats
- (4) 6" Flip-Up Deck Cleats (As Shown)
- Downrigger Brackets
- Seat Storage Box w/ Hatch
- Bow Mount Anchor Release
- Fishing Package (3 Fish-On Rod Holders Installed)
- Tackle Tray Liner (Black Non-Skid)

SMOKERCRAFT



SMOKER CRAFT

American Angler Series

Smoker Craft's Tracer gets you to the water in a design that's tailor-made for year-around fishing. The Tracer boasts big boat features at a small boat price like: rod storage, storage box seating, walk-thru windshield, bow rails and integrated consoles with storage shelves. With three models to choose from, 15', 16' and 18' lengths, you'll find a Tracer that's ideally suited to your budget and application. When it comes to real value, Smoker Craft leads the way, so don't miss a moment of the action this season... with Smoker Craft's Tracer, you can answer the call.

Tracer Series

Answer the Call Today



Lifetime
Warranty
On All
Riveted
Seams



PRO TRACER	15'	16'	185
LENGTH	15'	16'	18'5"
BEAM	76"	81"	91"
DEPTH	30"	33"	31"
H.P.	40	60	125
FUEL CAPACITY	Portable	18 Gal	24 Gal
DRY WEIGHT	580	700	980
TRANSOM WIDTH	70"	74"	90"
MAX. CAPACITY	1125	1200	1450
MAX. PERSONS	5	5	6
TRANSOM HEIGHT	LS	LS	LS
BOTTOM GAUGE	0.070	0.100	0.100
SIDE GAUGE	0.064	0.064	0.086
RIB GAUGE	0.070	0.070	0.100



Lifetime
Warranty
On All
Riveted
Seams



TRACER STANDARD FEATURES

- Limited Lifetime Hull Warranty
- One-Piece Bottom
- Hull Keels
- Molded-In Spray Rail
- Safety Glass Walk-Thru Windshield
- Glove Compartment
- Endurance Lifetime Flooring™
- Dual Consoles w/ Storage Shelves
- Navigation Lights (16' & 18' models)
- Fuel Gauge (16' & 18' models)
- Bilge Pump (16' & 18' models)
- Bow Rails
- Bow Casting Platform
- (2) Storage Box Seats w/ Fish-On Locking Swivel Seats
- Bow eye
- Port & Starboard Tackle Trays
- Bow Storage
- Rod Holders
- Rear Splashwell
- Toe Kicks
- Battery Storage (16' & 18' models)
- Console Storage (16' & 18' models)
- Locking Glove Box
- Circuit Breakers (16' & 18' models)
- In-Floor Removable Fish Box (185 Pro)

BUILT-IN FISH BOX

The 185 Pro Tracer features a handy removable in-floor fish box that's plenty big for your day's catch. The fact it's removable provides the added benefits of keeping unpleasant odors out of your bilge and easy, spray-out cleaning.



FISH-ON SEATS

You'll know Smoker Craft is committed to your boating satisfaction the first time you take a seat in a Tracer. Premium-grade locking swivel Fish-On seats are standard.



2006 TRACER ENHANCEMENTS

- New Two-tone Paint and New Graphics
- New Premium Grade Fish-On Seats
- Storage Box Hatches
- New Stylized Console Cover
- 16' Tracer Fuel Tank Standard
- 185 Pro Tracer Bow Rails Standard

UNDER SEAT STORAGE

Smoker Craft's unique storage box seating provides considerable space for safety gear and all your essentials. You'll appreciate this feature every trip with everything you need close by and neatly stowed.



TACKLE TRAYS

Smoker Craft didn't miss an opportunity to squeeze every bit of value out of the Tracer. Integrated tackle trays make handy areas for small equipment items you'll need throughout the day.



Tracer Options

- 26 Gallon Port Livewell
- Trolling Motor Plug
- (4) 6" Cleats
- Fish-On Low Back Seat w/ Locking Swivel
- Seat Storage Box w/ Hatch
- Fishing Package (3 Fish-On Rod Holders Installed)
- Downrigger Brackets
- Bow Mount Anchor Release
- Tackle Tray Liner (Black Non-Skid)
- Dual Steering (18' model only)
- Hydraulic Steering (18' model only)

SMOKERCRAFT



SMOKER CRAFT

American Angler Series

Lodge Series

Celebrate Your Time Off

We know when it comes to your free time you want to make the most of it. Smoker Craft's Lodge Series adds beam, depth and big time features in an open design that's a cut above anything in its class. A little horsepower goes a long way in this boat that's ultra-easy to launch, load and maintain, available in open and side console models, the Lodge Series makes an ideal fishing platform for rivers, lakes and bays. The Lodge Series by Smoker Craft...try one on today!



Lifetime Warranty
On All Riveted Seams

MERCURY
#1 On The Water


LODGE	15' SS	16' SS	185 PRO
LENGTH	15'	16'	18' 5"
BEAM	76"	81"	91"
DEPTH	30"	33"	31"
H.P.	40	50	90
FUEL CAPACITY	Portable	Portable	24 Gal
DRY WEIGHT	480	600	920
TRANSOM WIDTH	70"	74"	90"
MAX. CAPACITY	1125	1200	1450
MAX. PERSONS	5	5	6
TRANSOM HEIGHT	LS	LS	LS
BOTTOM GAUGE	0.070	0.100	0.100
SIDE GAUGE	0.064	0.064	0.086
RIB GAUGE	0.070	0.070	0.100

LODGE / PRO LODGE STANDARD FEATURES


- Limited Lifetime Hull Warranty
- One-Piece Bottom
- Molded-In Spray Rail
- Endurance Lifetime Flooring™
- Bow And Stern Castings
- Reinforced Endurance™ Storage Seat Boxes with Swivel Seats
- Rod Storage
- Bow Storage
- Toe Kicks
- Rear Splashwell

185 LODGE PRO

Shown with optional seating package.



15' LODGE SS



185 LODGE PRO
Shown with optional seating package.



Lifetime Warranty
On All Riveted Seams

See dealer for a complete list of center console standard features and options



Lodge Split Seat Options

- Side Steering Console
 - Single Windscreen (Side Console Model)
 - 26 Gallon Port Livewell
 - Trolling Motor Plug
 - (4) 6" Cleats
 - Fish-On Low Back Seat w/ Swivel
 - Angler Seating Package (3 Premium Fish-On Seats w/ Locking Swivel & Anchor Roller)
 - Seat Storage Box w/ Hatch
 - (2) Downrigger Brackets
 - Bow Mount Anchor Release
 - Fishing Package (3 Fish-On Rod Holders Installed)
- 185 Pro Lodge Only**
- Center Console with Rod Holders
 - (4) 6" Flip-Up Cleats
 - Pro Angler Seating (3 Fish-On High Back Seats w/ Locking Swivels, 3 Seat Storage Boxes w/ Hatches And Anchor Roller)
 - Pro Guide Seating (4 Fish-On High Back Seats w/ Locking Swivel, 4 Seat Storage Boxes w/ Hatches and Anchor Roller)
 - Tackle Tray Liner (Black Non-Skid)
 - Bow Rails

BOW STORAGE

You'll find plenty of storage in Smoker Craft's Lodge Series. In addition to a generous bow storage area you'll also enjoy storage box seating, tackle trays and rod storage...all standard.



CIRCUIT BREAKER SWITCHES

The 185 Pro Lodge features premium circuit breaker switches and a fuel gauge as standard equipment. It's the details that make the difference and when you add-up all you get with Smoker Craft you'll see why the Lodge Series is in a class all it's own!



BUILT-IN FISH BOX

The 185 Pro Lodge was designed with the serious angler in mind. That's why you'll find so many fishing friendly features loaded into this package. The 185 Pro Lodge's built-in fish box is just one of many features that make it a serious all-seasons fishing machine.



TOE KICKS

Smoker Craft left no stone unturned when it comes to packing features in the Lodge Series. Even the 15' and 16' models feature unique toe-kicks that add important security and comfort for netting fish.



SIDE CONSOLE

An optional molded side steering console is available on 15' and 16' Lodge models. Completely redesigned, this new side console assembly is as attractive as it is durable.



SMOKERCRAFT

PHOTOS MAY SHOW OPTIONS NOT INCLUDED IN STANDARD PACKAGE

PHOTOS MAY SHOW OPTIONS NOT INCLUDED IN STANDARD PACKAGE

SMOKER CRAFT

American Angler Series


Sportsman Series

All-Welded All-Seasons Versatility


Have it your way! Open, center console or side console configurations, Smoker Craft's Sportsman Series is as versatile a boat as you'll find. Used as lodge boats in Alaska, bass boats in the lower 48, jet boats on a number of Western rivers, and duck boats across the U.S., these are do-it-all sport boats. All-welded construction and thick materials make Smoker Craft's Sportsman particularly tough. A gentle bottom vee softens the ride and integrated bottom keels provide lift and control. The layout is open and unencumbered with optional seating and rigging packages that transform Smoker Craft's Sportsman into your signature Sportsman. Fish, hunt, crab or cruise... your opportunities are endless in a Smoker Craft Sportsman.



16' SPORTSMAN DLX



18' SPORTSMAN DLX



20' SPORTSMAN DLX



PHOTOS MAY SHOW OPTIONS NOT INCLUDED IN STANDARD PACKAGE



SPORTSMAN	16' DLX	18' DLX	20' DLX
LENGTH	16'	18'	20'2"
BEAM	86"	86"	97"
DEPTH	23"	23"	28 1/2"
H.P.	65	80	125
FUEL CAPACITY	18 Gal	18 Gal	34 Gal
DRY WEIGHT	670	750	1225
TRANSOM WIDTH	88"	88"	96"
MAX. CAPACITY	1350	1350	1800
MAX. PERSONS	6	6	8
TRANSOM HEIGHT	LS	LS	LS
BOTTOM GAUGE	0.100	0.100	0.125
SIDE GAUGE	0.100	0.100	0.125
FLOOR BEAMS	0.100	0.100	0.125

SPORTSMAN DLX STANDARD FEATURES

- Limited Lifetime Hull Warranty
- Welded Construction
- Hull Keels
- Molded-In Spray Rail
- Diamond Plate Foredeck
- Diamond Plate Stern Castings
- Endurance Lifetime Flooring™
- Tackle / Storage Trays
- Built-In Fuel Tank
- Bilge Pump
- Navigation Lights
- Switch Panel w/ Fuel Gauge
- Casting Step Deck w/ Storage

Sportsman Options

- Bow Mount Anchor Release
- Side Steering Console
- Stand-Up Center Console
- Standard Windscreen
- Stainless Grab Handle
- Seat Storage Box w/ Hatch
- Downrigger Brackets
- Sportsman's Angler Seating Package (3 Seat Boxes, 3 Seats & Anchor Release)
- Fishing Package
- (3 Fish-On Rod Holders Installed)
- Seat Storage Box w/ Hatch
- Gun Locker
- Dog Step Platform
- Transom Riser
- 20' Sportsman DLX Only
 - Wide Stand-Up Center Console
 - Wide Windscreen
 - Wide Stainless Grab Handle


CENTER CONSOLE

Includes a complete tilt steering system and forward seat box with storage. Perfect for fishing, duck hunting, crabbing or cruising. (shown with optional windshield and grab bar).



DOG STEP PLATFORM

This stable, sturdy folding aluminum platform and ramp takes the hassle out of getting your favorite hunting dog back in the boat. Folds up for easy storage and transport.



GUN LOCKER

This exclusive Smoker Craft option provides sturdy removable gun storage in an all-welded aluminum locker with locking hasps and deep padding to keep your shotgun protected and secure.



Sportsman Color Options

OD (Olive Drab) Green – Standard
Linen, Blue, Black, Red – Optional
Half paint, full paint, two-tone paint options available.

SMOKERCRAFT

PHOTOS MAY SHOW OPTIONS NOT INCLUDED IN STANDARD PACKAGE



YAMAHA®



SMOKERCRAFT

CORPORATE

SMOKER CRAFT ♦ PO BOX 65 ♦ NEW PARIS, IN 46553

WEST

SMOKER CRAFT ♦ PO BOX 219 ♦ STAYTON, OR 97383
(503) 769-2996 ♦ FAX: (503) 769-5835

SOUTH

SMOKER CRAFT ♦ PO BOX 1267 ♦ LA GRANGE, GA 30241

The options, specifications and standard features of any Smoker Craft boat are subject to change without notice.

www.smokercraft.com