



SMOKERCRAFT

FISHING



Smoker Craft Construction

A TRADITION OF CRAFTSMANSHIP.

It all started with our family's love for boating and craftsmanship. In the early 1930s, John Smoker produced his first redwood fishing boats in Goshen, Indiana. In 1964, the Smoker family rededicated itself to producing top-quality fishing boats with numerous advancements in aluminum hull design. Four generations and nearly 50 years later, Smoker Craft has earned its reputation for an innovative spirit and a drive for perfection. We invite you to experience the pride of ownership that comes with a great Smoker Craft fishing boat — still built and backed by the family that started it all.



Shown with optional snap-in carpet, trolling motor and graph.



Construction

A HYDRA-LIFT HULL WITH INTEGRATED SPRAY RAIL keeps the bow down for quicker hole shots, greater control and a dry ride



B UP TO .125 GAUGE ONE-PIECE BOTTOM AND DOUBLE RIVETED SEAMS for rugged reliability



C EXTRA-WIDE FULL-LENGTH GUNWALE reinforced for downriggers and accessories

D PULL-UP CLEATS do not interfere while fishing and provide a safe, unobstructed surface

E INTERIOR DEPTH provides added stability

F LARGE PLATFORMS offer a better fishing experience

G IN-FLOOR STORAGE stows gear safely out of the way

H CLEAN CURVE® WINDSHIELD by Taylor Made Systems®

I PREMIUM COMPONENTS include lighted rockers with breaker, power point and port for iPod and MP3 player

J OPTIONAL FULL FACTORY-INSTALLED ELECTRONICS, including depth finders and trolling motors

UPGRADE YOUR BOAT WITH FUN OPTION PACKAGES.



All-Weather Package (Available on Millentia Series and Pro Mag)
Includes Cockpit Cover, Snap-in Carpet and Fisherman's Top



Power Package
Includes Trolling Motor with Quick Disconnect, Graph and Power Prep — Factory-Rigged Motor and Accessories

INDUSTRY-LEADING WARRANTIES

Hull 10 years | Carpet 5 years | Vinyl 5 years

5-Keel Construction

For the best stability and handling you'll find anywhere. The keels offer greater protection from underwater objects, as well as from the wear and tear of launching and trailering your boat. They also add better performance with smaller h.p. motors.

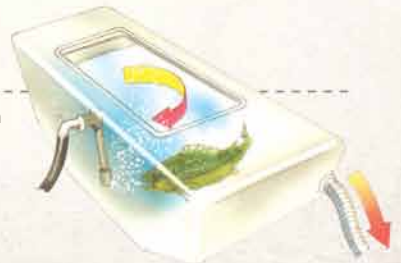


Lifetime Warranty on All Riveted Seams

Smoker Craft warrants each new aluminum hull for a period of ten (10) years, lifetime warranty on all riveted seams. A copy of the Smoker Craft Limited Warranty is attached to each new Smoker Craft boat, or may be obtained from any dealer or the Smoker Craft factory.

Flow Rite Livewell System

Our state-of-the-art design draws water in and circulates it in the bottom of the tank while a hole in the top allows air to mix with the water. A separate recirculating pump works in a continuous loop to keep aerated water moving at all times, and a transom drain system provides for easy tank cleaning.



K BREAKERS, instead of fuses, for easier servicing

L XL PLYWOOD FLOORS with a lifetime warranty — you can count on the specially treated floor to hold its strength and never warp or rot

M INJECTED URETHANE FOAM eliminates water pockets and gives the boat more buoyancy and a quieter ride

N AIRS ADVANCED INTEGRATED RIB SYSTEM with hand formed hat-shaped ribs on 10" centers provides superior longitudinal strength and rigidity



The Millentia Series

TOP-OF-THE-LINE PERFORMANCE — WITH AN ATTITUDE.

Looking for a fishing boat that commands respect? Nothing turns heads faster than the Millentia — with its hole-shot performance and big-time features. This is pro-style fishing with the versatility to easily convert to family fun. All at a value that hits the sweet spot. Go ahead, treat yourself to the best. Climb aboard a 2011 Millentia and never look back.



X **192** Millentia

SMOKER CRAFT

Millentia

SPECIFICATIONS

	Length	Beam	Depth	Interior Depth	Transom Width	Transom Height	Dry Weight (Lbs.)	Maximum Persons	Maximum Cap. (Lbs.)	Maximum H.P.	Fuel Capacity (Gal.)	Bottom Gauge	Side Gauge	Rib Gauge
192 MILLENTIA	18' 10"	96"	38"	27"	96"	XLS	1575	8	1750	175	40	.125"	.080"	.125"
172 MILLENTIA	17' 2"	91"	36"	26"	88"	LS	1325	5	1400	140	24	.100"	.080"	.100"

All boats using OBs greater than 125 H.P. should have dual or hydraulic steering.



192 Millentia



172 Millentia

AVAILABLE PACKAGES:



All-Weather
Package



Power
Package



Smoker paddles, oars & skis, 1965

Features



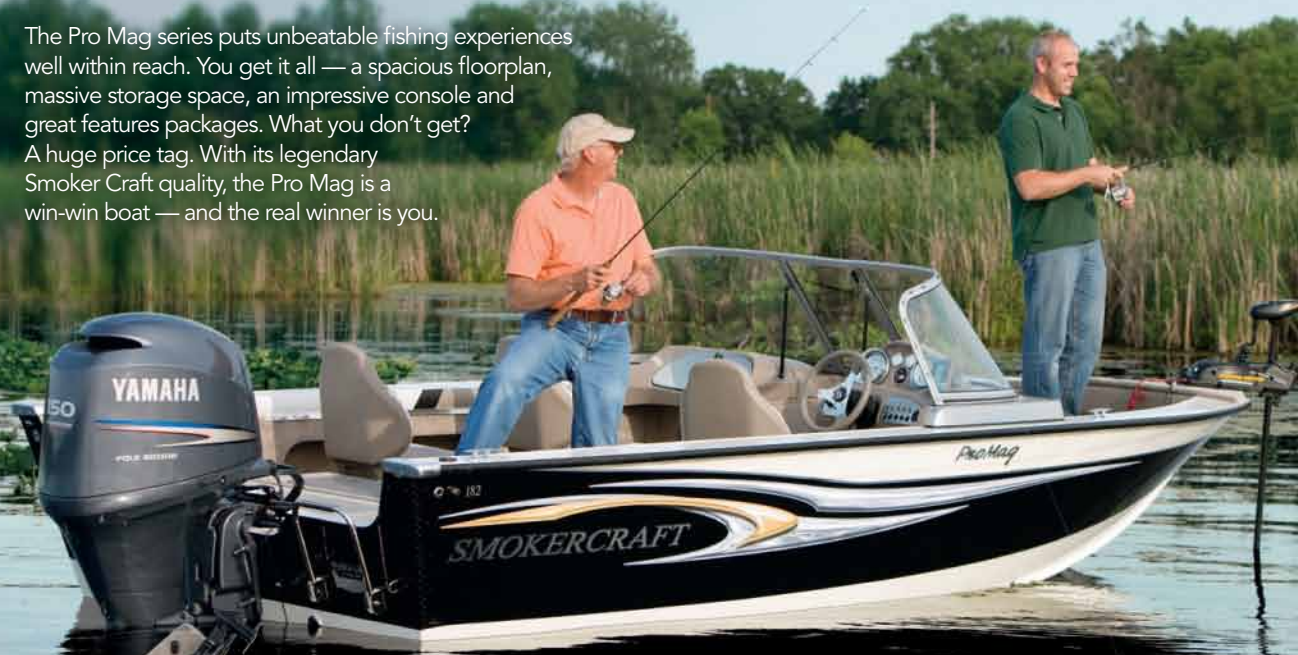
DRIVER'S CONSOLE One word describes Millentia's console — easy. Gauges are easy to read. Switches and circuit breakers are easy to reach. **IN-FLOOR ROD STORAGE** Now there's room for all your favorite rods with a large center storage box that holds as many as eight. **SNAP-IN CARPET** In the morning you've got a fishing boat with an easy-to-clean vinyl floor. Later, just snap in the premium grade carpet and you've got a family cruiser.

Some models shown with optional equipment, including trolling motor and graph.

The Pro Mag

SERIOUS FISHING AT A SERIOUS VALUE.

The Pro Mag series puts unbeatable fishing experiences well within reach. You get it all — a spacious floorplan, massive storage space, an impressive console and great features packages. What you don't get? A huge price tag. With its legendary Smoker Craft quality, the Pro Mag is a win-win boat — and the real winner is you.



182 Pro Mag



AVAILABLE PACKAGES:



All-Weather
Package



Power
Package

DRIVER'S CONSOLE Gauges are easy to read and complement the modern look of the Pro Mag's console.

ROD STORAGE Now there's room for all your favorite rods with a large center storage box that holds as many as eight.

LIVEWELL Pro Mag's livewell system keeps your catch fresh even on the longest days.

SMOKER CRAFT

Pro Mag

SPECIFICATIONS

	Length	Beam	Depth	Interior Depth	Transom Width	Transom Height	Dry Weight (Lbs.)	Maximum Persons	Maximum Cap. (Lbs.)	Maximum H.P.	Fuel Capacity (Gal.)	Bottom Gauge	Side Gauge	Rib Gauge
182 PRO MAG	18' 2"	96"	38"	27"	96"	XLS	1425	7	1425	150	31	.125"	.080"	.125"

All boats using OBs greater than 125 H.P. should have dual or hydraulic steering. Some models shown with optional equipment, including trolling motor, graph and snap-in carpet.

The Ultima

FAMILY-FRIENDLY FISHING.

Looking for the ultimate in versatility? Check out the Ultima. It features amazing seating options, including stern flip-up seats, plenty of storage for all your gear, and great options to help you customize your boat for the way you fish. With the Ultima, everyone can get in on great fishing.



172 Ultima



AVAILABLE PACKAGES:



All-Weather Package



Power Package

FISHING SEATS Our specially designed fishing seats feature contoured bottoms for superior comfort and full plastic cores for lasting durability. **REAR LIVEWELL** With large stern and bow livewells, the Ultima is ideal for all-day excursions. **STERN SEATS** More seating is available in the stern with convenient flip-up seats that are roomy and comfortable.

SMOKER CRAFT
Ultima
SPECIFICATIONS

	Length	Beam	Depth	Interior Depth	Transom Width	Transom Height	Dry Weight (Lbs.)	Maximum Persons	Maximum Cap. (Lbs.)	Maximum H.P.	Fuel Capacity (Gal.)	Bottom Gauge	Side Gauge	Rib Gauge
172 ULTIMA	17' 2"	91"	36"	26"	88"	LS	1330	6	1425	140	24	.100"	.080"	.100"

All boats using OBs greater than 125 H.P. should have dual or hydraulic steering. Some models shown with optional equipment, including trolling motor, graph and snap-in carpet.

The Pro Angler Series

CHOOSE YOUR WEAPON.

The Pro Angler series is all about giving you the best choice for how you love to fish. Single and double consoles. Versatile seat locations. Great features packages. All with legendary Smoker Craft quality and durability. And all at a value that leads the industry. Pick the Pro Angler that best suits you, and the fish don't stand a chance.



Donn & Steve Huber, fourth generation Smoker family

X **161** Pro Angler

SMOKER CRAFT

Pro Angler

SPECIFICATIONS

	Length	Beam	Depth	Interior Depth	Transom Width	Transom Height	Dry Weight (Lbs.)	Maximum Persons	Maximum Cap. (Lbs.)	Maximum H.P.	Fuel Capacity (Gal.)	Bottom Gauge	Side Gauge	Rib Gauge
172 PRO ANGLER	16' 8"	92"	34"	24"	91"	LS	1225	5	1400	140	24	.100"	.076"	.100"
162 PRO ANGLER XL	16' 0"	91"	35"	27"	84"	LS	1010	5	1250	75	20	.100"	.070"	.125"
161 PRO ANGLER XL	16' 0"	91"	35"	27"	84"	LS	935	5	1250	75	20	.100"	.070"	.125"
161 PRO ANGLER	16' 0"	81"	33"	25"	74"	LS	845	5	1200	60	16	.100"	.064"	.070"

All boats using OBs greater than 125 H.P. should have dual or hydraulic steering.

Ron Kelley & Doug Smoker, 1999



Smoker lumber yard, 1940



172 Pro Angler



162 Pro Angler XL



161 Pro Angler XL




161 Pro Angler

AVAILABLE PACKAGES:



Power
Package

Features




DRIVER'S CONSOLE An attractive, automotive-style console puts everything you need within easy reach so you can concentrate on driving. **FISHING SEATS** Our specially designed fishing seats feature contoured bottoms for superior comfort and full plastic cores for lasting durability. **ROD STORAGE** Keep your favorite rods stowed safely. **LIVEWELL** Located in the bow, our livewell has a bottom drain and a hose that runs through the transom for easy cleaning.

www.smokercraft.com



171 Pro Bass



Smoker family owners
& relatives,
1954



Smoker family friend, 1964



171 Bass

AVAILABLE PACKAGES:



Power
Package



Features



BOW STORAGE The large in-floor bow storage keeps your gear tucked safely out of the way. **LIVEWELL** Conveniently located behind the driver's bench, the aerated livewell is large enough for "the big one." **ROD STORAGE** Port-side rod storage keeps your favorite rods stowed safely (171 Bass only).



The Bass Boat Series

RULE THE SHALLOWS.

Looking for a great value in a bass boat? Smoker Craft's Modified V-hull gives the Bass Boat series impressive hole-shot performance and provides for large, open casting decks. Roomy storage space lets you safely stow all your rods and gear. And you can count on Smoker Craft quality for durable upholstery and wear-resistant carpet. All to give you a bass boat that looks great and will last for years.



 **171 Pro Bass**

SMOKER CRAFT
Bass Boat
SPECIFICATIONS

	Length	Beam	Interior Depth	Transom Width	Transom Height	Dry Weight (Lbs.)	Maximum Persons	Maximum Cap. (Lbs.)	Maximum H.P.	Fuel Capacity (Gal.)	Bottom Gauge	Side Gauge
171 PRO BASS	17' 10"	81"	18"	85"	LS	1075	4	1225	90	21	.100"	.100"
171 BASS	17' 10"	81"	17"	81"	LS	925	4	1225	75	21	.080"	.080"

The Resorter

THE BASICS OF A BETTER VALUE.

You can count on a Smoker Craft Resorter for quality construction and years of reliability. When it comes to value, this is the easiest way to get to where the fish are biting. And when you're there, you'll enjoy flexible seating options, impressive in-floor storage and great optional features. All to give you the ultimate fishing value.



151 Resorter

AVAILABLE PACKAGES:



151 Resorter



DRIVER'S CONSOLE Resorter's deluxe console features large gauges and a padded wheel. Add the optional windscreen to complete the sleek look. **LIVEWELL** The aerated livewell is large enough for a full day's catch.

SMOKER CRAFT

Resorter

SPECIFICATIONS

	Length	Beam	Depth	Interior Depth	Transom Width	Transom Height	Dry Weight (Lbs.)	Maximum Persons	Maximum Cap. (Lbs.)	Maximum H.P.	Fuel Capacity (Gal.)	Bottom Gauge	Side Gauge	Rib Gauge
151 RESORTER	15' 1"	75"	31"	23"	73"	LS	575	4	1000	50	•	.100"	.064"	.064"

Some models shown with optional equipment, including trolling motor and graph.

The Pro Camp Series

PROUD TO CARRY OUR NAME.

At Smoker Craft, we never forget that even our utility and jon boats carry our family's name. The Pro Camp series is a perfect example. Whether you choose the console or tiller model, you'll get plenty of casting room, in-floor storage, rod racks, a livewell and durable seating. It's back to basics, just you and the fish — and a great Smoker Craft boat.



161 Pro Camp

160 Pro Camp Tiller

AVAILABLE PACKAGES:



Power
Package

↑ 161 Pro Camp



SMOKER CRAFT Pro Camp SPECIFICATIONS

	Length	Beam	Depth	Interior Depth	Transom Width	Transom Height	Dry Weight (Lbs.)	Maximum Persons	Maximum Cap. (Lbs.)	Maximum H.P.	Fuel Capacity (Gal.)	Bottom Gauge	Side Gauge	Rib Gauge
161 PRO CAMP	16'4"	74"	30"	20"	72"	LS	570	5	700	40	Port. Tank	.080"	.064"	.080"
160 PRO CAMP T	16'4"	74"	30"	20"	72"	LS	520	5	700	40	Port. Tank	.080"	.064"	.080"

Some models shown with optional equipment, including trolling motor and graph.

Standards

SPECIFICATIONS

Length	18' 10"	17' 2"	18' 2"	17' 2"	16' 8"	16' 0"	16' 0"	16' 0"	17' 10"	17' 10"	15' 1"	16' 4"	16' 4"
Beam	96"	91"	96"	91"	92"	91"	91"	81"	81"	81"	75"	74"	74"
Depth	38"	36"	38"	36"	34"	35"	35"	33"	•	•	31"	30"	30"
Interior Depth	27"	26"	27"	26"	24"	27"	27"	25"	18"	17"	25"	20"	20"
Transom Width	96"	88"	96"	88"	91"	84"	84"	74"	85"	81"	73"	72"	72"
Transom Height	XLS	LS	XLS	LS	LS	LS	LS	LS	LS	LS	LS	LS	LS
Dry Weight (Lbs.)	1575	1325	1425	1330	1225	1010	935	845	1075	925	575	570	520
Maximum Persons	8	5	7	6	5	5	5	5	4	4	4	5	5
Maximum Capacity (Lbs.)	1750	1400	1425	1425	1400	1250	1250	1200	1225	1225	1000	1200	1200
Maximum H.P.	175	140	150	140	140	75	75	60	90	75	50	40	40
Fuel Capacity (Gal.)	40	24	31	24	24	20	20	16	21	21	•	N/A	N/A
Bottom Gauge	0.125"	0.100"	0.125"	0.100"	0.100"	0.100"	0.100"	0.100"	0.100"	0.080"	0.100"	0.080"	0.080"
Side Gauge	0.080"	0.080"	0.080"	0.080"	0.076"	0.070"	0.070"	0.064"	0.100"	0.080"	0.064"	0.064"	0.064"
Rib Gauge	0.125"	0.100"	0.125"	0.100"	0.100"	0.125"	0.125"	0.070"	•	•	0.064"	0.080"	0.080"

COLORS

[illegible]

HULL

Semi-V Hull	•	•	•	•	•	S	S	S	•	•	S	S	S
Hydra-Lift Rolled V-Hull	S	S	S	S	S	•	•	•	•	•	•	•	•
Keels	(5)	(5)	(5)	(5)	(5)	(5)	(5)	(3)	•	•	•	•	•

FLOOR / CARPET

Treated Floor with Lifetime Warranty	S	S	S	S	S	S	S	S	S	S	S	S	S
5-Year Carpet Warranty	S	S	S	S	S	S	S	S	S	S	•	•	
Vinyl Floor Covering	S	S	S	S	S	S	S	•	•	S	S	S	
Snap-In Carpet	O	O	O	S	O	O	O	O	•	•	•	•	•

CONSOLE / DASH

Tachometer	S	S	S	S	S	S	S	S	S	S	S	•	•
Speedometer	S	S	S	S	S	S	S	S	S	S	S	•	•
Volt Meter	S	S	S	S	•	S	S	•	S	S	•	•	•
Fuel Gauge	S	S	S	S	S	S	S	S	S	S	•	•	•
Lighted Compass	S	S	S	S	•	•	•	•	•	•	•	•	•

STEREO

AM/FM Stereo w/Auxiliary Port for MP3 Player	S	S	O	S	O	O	O	O
---	---	---	---	---	---	---	---	---	---	---	---	---	---

LIVEWELL

Stern Livewell (Gal.)	(23) LART	(21) LART	(26) A	(23) LA	•	•	•	•	(25)	(25)	•	•	•
Bow Livewell (Gal.)	(12) LA	(12) LA	(18) A	(12) LA	(25) A	(25) A	(25) A	(25) A	•	•	(18)	(21) A	(21) A

TROLLING MOTOR

[illegible]

SEATING

	192 MILLENTIA	172 MILLENTIA	182 PRO MAG	172 ULTIMA	172 PRO ANGLER	162 PRO ANGLER XL	161 PRO ANGLER XL	161 PRO ANGLER	171 PRO BASS	171 BASS	151 RESORTER	161 PRO CAMP	160 PRO CAMP TILLER
Movable Pedestal	•	(2)	(2)	(2)	(2)	(2)	(2)	(2)	(2)	(2)	(1)	(1)	(2)
Stationary Pedestal	•	•	•	•	•	•	•	•	•	•	•	(1)	•
Movable Helm Pedestal with Slider	S	S	S	S	S	S	S	S	•	•	•	•	•
Movable Helm Pedestal	•	•	•	•	•	•	•	•	•	•	S	•	•
(2) Movable Hydraulic Pedestals	S	•	•	•	•	•	•	•	•	•	•	•	•
Rear Fold Down Seats	S	S	•	S	•	•	•	•	•	•	•	•	•
Seat Bases	(6)	(6)	(6)	(6)	(6)	(5)	(5)	(5)	(2)	(2)	(6)	(3)	(3)
Seats	(3)	(3)	(3)	(3)	(3)	(2)	(2)	(2)	(2)	(2)	(2)	(2)	(2)

STORAGE

7.5' Bow Center Rod Storage	S	S	S	•	•	•	•	•	S	•	•	•	•
6' Port Rod Storage	S	S	S	S	S	S	S	S	•	S	•	•	•
Rod Storage	S	S	S	S	S	S	S	S	•	•	•	S	S

MISCELLANEOUS

Cleats	•	•	6"	•	6"	6"	6"	4.5"	4.5"	4.5"	6"	6"	6"
Pull-Up Cleats	S	S	•	S	•	•	•	•	•	•	•	•	•
Navigation Lights	S	S	S	S	S	S	S	S	S	S	S	S	S
Reinforced for Downriggers	S	S	S	S	•	•	•	•	•	•	•	•	•
Battery Charger	S	•	•	•	•	•	•	•	•	•	•	•	•
Swim Platform	O	O	O	O	O	O	O	•	•	•	•	•	•
Ski Tow	O	O	O	O	O	•	•	•	•	•	•	•	•
Hydraulic Steering	S	•	S	•	•	•	•	•	•	•	•	•	•
Tilt Steering	S	S	S	S	•	S	S	•	•	•	•	•	•
Twice Baked Urethane Paint	S	S	S	S	S	S	S	S	S	S	S	S	S

CANVAS

Fisherman's Top	O	O	O	O	O	O	•	•	•	•	•	•	•
Side Curtains	O	O	O	O	O	O	•	•	•	•	•	•	•
Aft Curtains	O	O	O	O	O	O	•	•	•	•	•	•	•
Walk-Thru Curtains	O	O	O	O	O	O	•	•	•	•	•	•	•
Bow Cover	O	O	O	O	O	O	•	•	•	•	•	•	•
Cockpit Cover	O	O	O	O	O	O	O	O	O	O	O	O	O

S | Standard O | Option • | Not Available

L | Lighted A | Aerated R | Recirculating T | Timed



First delivery of boats to Alaska, 1978




Dedicated employees Sandy & Cecil Gonzales, 2010 -
Have over 70 years of combined working
experience with Smoker Craft



Scott Thomson & sister Diane, 2010 -
Smoker Craft dealer since 1974



SMOKERCRAFT FISHING



The Smoker family, 2003
From left to right: Barney Smoker, Phil Smoker,
Doug Smoker, Tim Smoker

SMOKER CRAFT, INC.
P.O. Box 65 • New Paris, IN 46553

TO TALK TO THE DEALER NEAREST YOU, DIAL 866 719-7873.
Connects directly to dealer. Please call during business hours.

FOR THE LATEST PRODUCT UPDATES AND
INFORMATION, VISIT WWW.SMOKERCRAFT.COM.

AUTHORIZED SMOKER CRAFT DEALER:

SMOKER CRAFT PROUDLY OFFERS:



In the interest of continually developing the finest products possible, Smoker Craft reserves the right to change products and specifications without notice. All representations in this catalog are believed to be correct at the time of publication. Some optional equipment may be shown in some photographs. Some models may not be available outside the United States.

Printed in U.S.A. 7/10 10-SSC-073