



SMOKERCRAFT

FISHING




Smoker Craft Construction

A TRADITION OF CRAFTSMANSHIP.

It all started with our family's love for boating and craftsmanship. In the early 1930s, John Smoker produced his first redwood fishing boats in Goshen, Indiana. In 1964, the Smoker family rededicated itself to producing top-quality fishing boats with numerous advancements in aluminum hull design. Four generations and nearly 50 years later, Smoker Craft has earned its reputation for an innovative spirit and a drive for perfection. We invite you to experience the pride of ownership that comes with a great Smoker Craft fishing boat — still built and backed by the same family, five generations strong.

Learn more about our construction and warranty.



NOW THIS IS SMART. What's this symbol? It's a Microtag Tag that allows you to use your smartphone to get important information about Smoker Craft. The tags are located throughout the brochure, giving you an interactive experience with links to running footage, product details, etc. Get a free Microtag Tag Reader from your phone's app store, or get more information at <http://gettag.mobi>.



Construction

Shown with optional snap-in carpet, trolling motor and sonar unit.

- A UNEQUALED PERFORMANCE** Unique Hydra-lift reverse chine hull and 5 keel bottom design enhances water flow toward boat stern, improving hole shot and planing, reducing bow lift for better performance with smaller engines with less horsepower. Plus, the integrated spray rail pushes water away from the hull for a drier ride.
- B UNEQUALED TROLLING CONTROL & HULL PROTECTION** Enjoy maximum control while trolling and superior hull protection thanks to bottom keel design.
- C HEAVY-DUTY LIGHTWEIGHT HULLS** Up to .125 gauge, one-piece bottoms with double-riveted seams come with a Limited Lifetime Warranty.
- D OVERSIZED GUNWALES** are reinforced to hold downriggers and accessories while also allowing for safe entry and exit.
- E WIDE BEAMS** work in conjunction with Hydra-lift reverse chine hull to reduce rocking for more pleasurable fishing.



- F INTERIOR DEPTH** gives you a great sense of security while cruising or reeling in the big ones.
- G DESIGNED BY FISHERMEN FOR FISHERMEN** Smart design includes factory-wired bow platforms with trolling motor plugs, ideal livewell placement, plenty of rod storage and maximum fishing space.
- H AMPLE STORAGE** Keep gear and supplies dry and out of the way with gunwale, in-floor and in-deck storage.
- I SUPERIOR SEATING** with deluxe fishing seats that are wood free and ergonomically designed for comfort and function.
- J INDUSTRY-LEADING PAINT** process begins with an acid etched primer for a perfect surface prior to the two-part, twice-baked polyurethane paint for lasting great looks.
- K ULTIMATE WIND PROTECTION** Taylor Made System curved windshield with powder coated frame and added height provides maximum visibility and wind break, while the quality Badney Track System allows for clean canvas installation.

UPGRADE YOUR BOAT WITH FUN OPTION PACKAGES.



All-Weather Package

Includes Mooring Cover, Snap-in Carpet and Fisherman's Top



Power Package

Includes Trolling Motor with Quick Disconnect, Sonar Unit and Power Prep — Factory-Rigged Motor and Accessories

INDUSTRY-LEADING WARRANTIES

Hull	10 years	Carpet	6 years	Vinyl	6 years
------	----------	--------	---------	-------	---------

Lifetime Warranty on All Riveted Seams

Smoker Craft backs our boats with a lifetime warranty on all double-riveted and main seams plus a ten (10) year warranty on aluminum hulls and a six year warranty on upholstery, vinyl and carpet. A copy of the Smoker Craft Limited Warranty is attached to each new Smoker Craft boat, or may be obtained from any dealer or the Smoker Craft factory.



Our warranties are 100% administered by Smoker Craft rather than an outside third party. Plus, we're dealership friendly – Smoker Craft pays your dealer shop rate. For more details, visit smokercraft.com.

5-Keel Construction

For the best stability and handling you'll find anywhere. The keels offer greater protection from underwater objects, as well as from the wear and tear of launching and trailering your boat. They also add better performance with smaller h.p. motors.



Flow Rite Livewell System

Our state-of-the-art design draws water in and circulates it in the bottom of the tank while a hole in the top allows air to mix with the water. A separate recirculating pump works in a continuous loop to keep aerated water moving at all times, and a transom drain system provides for easy tank cleaning.



- L** **STYLISH & FUNCTIONAL CONSOLES** include tilt steering, lighted rockers with breakers, premium audio systems with J-port for MP3 players and fog-free gauge clusters set in stainless backdrops, plus plenty of room for a sonar unit.
- M** **PREMIUM APPOINTMENTS** such as pop-up cleats, powder-coated hinges and bass seat bases, stainless steel grab rails, mood lighting and T-locks are found in every Smoker Craft boat.
- N** **XL PLYWOOD FLOORS** with a lifetime warranty — you can count on the specially treated floor to hold its strength and never warp or rot.
- O** **INJECTED URETHANE FOAM** eliminates water pockets and gives the boat more buoyancy and a quieter ride.
- P** **AIRS ADVANCED INTEGRATED RIB SYSTEM** with hand-formed hat-shaped ribs on 10" centers provides superior longitudinal strength and rigidity.



X XL Plywood floors, foam & AIRS System




The Millentia Series

TOP-OF-THE-LINE PERFORMANCE — WITH AN ATTITUDE.

Don't compromise — get the boat that has it all, the Millentia Series. Designed by fishermen for fishermen, this premier series has a huge casting platform and sophisticated, professional-style livewells. Go big with the 19' model, the largest boat we offer. With either Millentia model, you'll ride in style with all these **standard features**:

- Double Riveted Seams with Limited Lifetime Warranty
- Heavy-gauge, one-piece hull up to .125"
- Molded-in spray rails
- Console with lighted toggle switches and gauges including volt, tach, speedometer, fuel and compass
- Bow and stern casting platform with 18 oz. carpet
- Thick and durable vinyl cockpit
- 3 wood-free deluxe fishing seats
- Center rod storage with T-lock
- AM/FM stereo with 2 speakers and J-Port
- Hydraulic steering (19 Millentia)



Learn more about the Millentia series.



  **192 Millentia**

SMOKER CRAFT Millentia SPECIFICATIONS

	Max HP	Fuel Capacity (Gal.)	Length	Beam	Dry Weight (Lbs.)	Capacity (Persons / Lbs.)	Interior Depth	Depth	Transom Ht. (Engine)	Bottom Gauge	Side Gauge	Deadrise at Transom
192 MILLENTIA	175	40	18' 10"	96"	1575	8 / 1750	27"	38"	XLS	.125"	.080"	17°
172 MILLENTIA	140	24	17' 2"	91"	1325	6 / 1425	26"	36"	LS	.100"	.080"	14°

All boats using OBs greater than 125 H.P. should have dual or hydraulic steering.

192 Millentia Color Options:  Black

172 Millentia Color Options:  Black  Blue

POPULAR OPTIONS

- All-Weather Package – Includes Mooring Cover, Snap-in Carpet and Fisherman's Top
- Power Package – Includes Trolling Motor with Quick Disconnect, Sonar Unit and Power Prep – Factory-Rigged Motor and Accessories
- Trolling motor with quick disconnect
- Sonar unit
- Battery charger
- Swim platform
- Ski tow
- 60" rod track
- Additional deluxe fishing seat
- Mooring cover
- Flip-down jump seats
- Fisherman's top with side, aft, bow and walk-through curtains
- Bow cover
- Snap-in carpet
- Depth gauge
- Hydraulic steering (17' only)



192 Millentia

shown with optional Fisherman's Top



172 Millentia

AVAILABLE PACKAGES:



All-Weather Package



Power Package



Smoker paddles, oars & skis, 1965

MERCURY
"1 On The Water"

Features



DRIVER'S CONSOLE Take control with a stylish console featuring powerpoint, premium tilt steering wheel, lighted toggles with breakers and fog-free gauges and plenty of room to mount your sonar. **IN-FLOOR ROD STORAGE** Take along all your favorites with a large, center box for up to eight rods. **SNAP-IN CARPET** This popular option adds versatility and is a snap to install. **LIVEWELL** The pro-style stern livewells are lighted, aerated, recirculating and timed. They're plenty big – a 23 gallon livewell for the 19' model, and 21 gallon for the 17 footer. Plus there's an additional 12 gallon aerated livewell on the bow.

The Pro Mag


SERIOUS FISHING AT A SERIOUS VALUE.

Turn the fishing experiences you dream of into reality with Pro Mag. You'll feel like a pro with the full casting platform on the bow plus two aerated livewells, a 26 gallon stern and an 18 gallon on the bow. That's just the beginning of Pro Mag's **standard features**:

- Double Riveted Seams with Limited Lifetime Warranty
- Heavy .125 gauge one-piece hull
- Console with lighted toggle switches and gauges including volt, tach, speedometer and fuel
- Bow and stern casting platform with 18 oz. carpet
- Thick and durable vinyl cockpit
- 3 wood-free deluxe fishing seats
- In-floor storage
- Walk-through casting platform
- Hydraulic Steering

POPULAR OPTIONS

- All-Weather Package – includes mooring cover, snap-in carpet and fisherman's top
- Power Package – includes trolling motor with quick disconnect, sonar unit and power prep – factory-rigged motor and accessories
- Trolling motor with quick disconnect
- Sonar unit
- Battery charger
- Swim platform
- Ski tow
- 60" rod track
- Additional deluxe fishing seat
- Mooring cover
- Fisherman's top with side, aft, bow and walk-through curtains
- Bow cover
- Snap-in carpet
- Depth gauge
- AM/FM stereo with 2 speakers and J-Port



Learn more about the Pro Mag series.



182 Pro Mag



DRIVER'S CONSOLE You'll love this console with powerpoint, premium tilt steering wheel, lighted toggles with breakers and fog-free gauges and plenty of room to mount your sonar (shown with optional compass and sonar). **ROD STORAGE** Keep up to eight rods safely stored with the large, center box. **LIVWELL** Made for serious fishing, the Pro Mag has a large 26 gallon aerated livewell located on the stern and another 18 gallon bow livewell.

AVAILABLE PACKAGES:



All-Weather Package



Power Package

SMOKER CRAFT

Pro Mag

SPECIFICATIONS

	Max HP	Fuel Capacity (Gal.)	Length	Beam	Dry Weight (Lbs.)	Capacity (Persons / Lbs.)	Interior Depth	Depth	Transom Ht. (Engine)	Bottom Gauge	Side Gauge	Deadrise at Transom
182 PRO MAG	150	30	18' 2"	96"	1425	8 / 1750	27"	38"	XLS	.125"	.080"	17°

All boats using OBs greater than 125 H.P. should have dual or hydraulic steering.
Some models shown with optional equipment, including trolling motor, sonar unit and snap-in carpet.

Color Option: Black

The Ultima

FAMILY-FRIENDLY FISHING.


The versatile Ultima switches from serious fishing boat to family cruiser in an instant. Anglers will love the large 23 gallon lighted, aerated livewell on the stern and a second 12 gallon one on the bow, while your family will appreciate convenient stern flip seating, along with these **standard features**:

POPULAR OPTIONS

- All-Weather Package – includes mooring cover, snap-in carpet and fisherman's top
- Power Package – includes trolling motor with quick disconnect, sonar unit and power prep – factory-rigged motor and accessories
- Trolling motor with quick disconnect
- Sonar unit
- Battery charger
- Swim platform
- Ski tow
- 60" rod track
- Additional deluxe fishing seat
- Mooring cover
- Fisherman's top with side, aft, bow and walk-through curtains
- Bow cover
- Snap-in carpet
- Depth gauge
- Hydraulic steering
- Dual steering
- No-feedback tilt steering

- Double Riveted Seams with Limited Lifetime Warranty
- Durable .100 gauge one-piece hull with 17° deadrise
- Bow and stern casting platform with 18 oz. carpet
- Thick and durable vinyl cockpit
- 3 wood-free deluxe fishing seats
- Center rod storage with T-lock
- AM/FM stereo with 2 speakers and J-Port
- Hydraulic steering
- Walk-through bow

Learn more about the Ultima series.



MERCURY
1 On The Water



AVAILABLE PACKAGES:



All-Weather
Package



Power
Package

172 Ultima



FISHING SEATS have contoured bottoms for superior comfort and full plastic cores for durability. **REAR LIVEWELL** Two aerated livewells for a full day's catch. **STERN SEATS** Change the roomy rear platform to comfy seating in an instant with flip-up seating.

SMOKER CRAFT

Ultima

SPECIFICATIONS

	Max HP	Fuel Capacity (Gal.)	Length	Beam	Dry Weight (Lbs.)	Capacity (Persons / Lbs.)	Interior Depth	Depth	Transom Ht. (Engine)	Bottom Gauge	Side Gauge	Deadrise at Transom
172 ULTIMA	140	24	17' 2"	91"	1325	6 / 1425	26"	36"	LS	.100"	.080"	17°

All boats using OBs greater than 125 H.P. should have dual or hydraulic steering.
Some models shown with optional equipment, including trolling motor, sonar unit and snap-in carpet.

Color Options: ■ Blue ■ Red

www.smokercraft.com 7

The Pro Angler Series

CHOOSE YOUR WEAPON.

Filled with options, the Pro Angler Series is all about choices. Whichever model you choose, you'll get heavy .100 gauge one-piece bottoms and at least one 25 gallon aerated livewell, along with these **standard features**:

- Double Riveted Seams with Lifetime Warranty
- Heavy .100 gauge one-piece hulls
- Console with lighted rocker switches
- Bow and stern casting platforms with 18 oz. carpet
- Vinyl cockpits for easy cleanup and durability
- 3 wood-free deluxe fishing seats on the 17s, 2 wood-free deluxe fishing seats on the 16s
- 25 gallon aerated flow-right livewell
- Lockable rod storage with T-locks

POPULAR OPTIONS

- All-Weather Package – includes mooring cover, snap-in carpet and fisherman's top
- Power Package – includes trolling motor with quick disconnect, sonar unit and power prep – factory-rigged motor and accessories
- 12V trolling motor with quick disconnect, 12/24V (172 Pro Angler XL only)
- Sonar unit
- Battery charger
- Swim platform
- Additional deluxe fishing seat
- Mooring cover
- Fisherman's top, side, aft, bow, and walk-through curtains (Not available on 161 Pro Angler XL or 161 Pro Angler)
- Bow cover
- Snap-in carpet
- Depth gauge
- AM/FM stereo with 2 speakers
- Hydraulic steering
- No-feedback tilt steering (172 Pro Angler XL and 172 Pro Angler only)

EVINRUDE
E-TEC



162 Pro Angler XL

SMOKER CRAFT

Pro Angler

SPECIFICATIONS

	Max HP	Fuel Capacity (Gal.)	Length	Beam	Dry Weight (Lbs.)	Capacity (Persons / Lbs.)	Interior Depth	Depth	Transom Ht. (Engine)	Bottom Gauge	Side Gauge	Deadrise at Transom
172 PRO ANGLER XL	150	24	17' 3"	96"	1350	7 / 1425	25"	40"	XLS	.100"	.080"	17°
172 PRO ANGLER	140	24	16' 8"	92"	1180	5 / 1400	24"	34"	LS	.100"	.080"	14°
162 PRO ANGLER XL	75	20	16' 0"	91"	1010	5 / 1275	27"	37"	LS	.100"	.070"	10°
161 PRO ANGLER XL	75	20	16' 0"	91"	935	5 / 1275	27"	37"	LS	.100"	.070"	10°
161 PRO ANGLER	60	16	16' 0"	81"	845	5 / 1200	25"	33"	LS	.100"	.064"	10°

All boats using OBs greater than 125 H.P. should have dual or hydraulic steering.


Color Options: Black Red



Trainload heading west in 1972



Smoker lumber yard, 1940



Learn more about the Pro Angler series.

AVAILABLE PACKAGES:



All-Weather Package

(Not available on 161 Pro Angler or 161 Pro Anger XL)



Power Package



172 Pro Angler XL

172 Pro Angler

162 Pro Angler XL

161 Pro Angler XL

161 Pro Angler

Some models shown with optional equipment, including trolling motor and sonar unit.

Features



DRIVER'S CONSOLE An attractive, automotive-style console puts everything you need within easy reach so you can concentrate on driving. **FISHING SEATS** Our specially designed fishing seats feature contoured bottoms for superior comfort and full plastic cores for lasting durability. **ROD STORAGE** Keep your favorite rods stowed safely. **AERATED-TIMED LIVEWELL** Located in the bow, our livewell has a bottom drain and a hose that runs through the transom for easy cleaning. (172 XL only.)


www.smokercraft.com



171 Pro Bass




171 Bass



Smoker family owners
& relatives,
1954



Smoker family friend, 1964



Learn more about
the Bass Boat series.



Features



BOW STORAGE The large in-floor bow storage keeps your gear tucked safely out of the way. **LIVEWELL** Conveniently located behind the driver's bench, the aerated livewell is large enough for "the big one." **ROD STORAGE** Port-side rod storage keeps your favorite rods stowed safely (171 Bass only).

The Bass Boat Series

RULE THE SHALLOWS.

Score a great value with our Bass Boat Series that comes with impressive hole-shot performance and roomy 25 gallon aerated, recirculating and timed stern livewell, along with all these **standard features**:

- Limited Lifetime Warranty on all the welded seams
- Heavy-gauge aluminum hulls with one-piece bottoms
- Console with lighted rocker switches
- Large bow and stern casting platforms with 18 oz. carpet
- 2 deluxe wood-free fishing seats
- 25 gallon, aerated, recirculating, and timed stern livewell
- Trolling motor
- Sonar unit

POPULAR OPTIONS

- Battery charger
- Mooring cover



171 Pro Bass

SMOKER CRAFT

Bass Boat

SPECIFICATIONS

	Max HP	Fuel Capacity (Gal.)	Length	Beam	Dry Weight (Lbs.)	Capacity (Persons / Lbs.)	Interior Depth	Depth	Transom Ht. (Engine)	Bottom Gauge	Side Gauge	Deadrise at Transom
171 PRO BASS	90	21	17' 10"	81"	1075	4 / 1225	18"	28"	LS	.100"	.080"	10°
171 BASS	75	21	17' 10"	81"	925	4 / 1225	18"	28"	LS	.080"	.080"	10°

All boats using OBs greater than 125 H.P. should have dual or hydraulic steering.

Color Options: ■ Black ■ Red

The Resorter

THE BASICS OF A BETTER VALUE.

When it comes to value, the Resorter is the best way to get where the fish are biting. You'll enjoy quality construction, years of reliability and an impressive list of **standard features**:

- Double Riveted Seams with Lifetime Warranty
- Heavy-gauge .100" aluminum one-piece bottoms
- Console with lighted rocker switches and speed and tach gauges
- Bow and stern casting platforms with 18 oz. carpet
- 2 fishing seats with 5 seat bases for multiple fishing options
- Vinyl cockpits for easy cleanup and durability
- Center 18 gallon aerated livewell

POPULAR OPTIONS


- Power Package – includes trolling motor with quick disconnect, sonar unit and power prep – factory-rigged motor and accessories
- 12V trolling motor with quick disconnect
- Battery charger
- Additional fishing seat
- Mooring cover
- AM/FM stereo with 2 speakers
- Depth finder
- Additional deluxe fishing seat



EVINRUDE
E-TEC



Learn more about
the Resorter series.



151 Resorter

151 Resorter

AVAILABLE
PACKAGES:



Power
Package

DRIVER'S CONSOLE Resorter's deluxe console features large gauges and a padded wheel. Add the optional windscreen to complete the sleek look. **LIVEWELL** The aerated livewell is large enough for a full day's catch.

SMOKER CRAFT


Resorter

SPECIFICATIONS

	Max HP	Fuel Capacity (Gal.)	Length	Beam	Dry Weight (Lbs.)	Capacity (Persons / Lbs.)	Interior Depth	Depth	Transom Ht. (Engine)	Bottom Gauge	Side Gauge	Deadrise at Transom
151 RESORTER	50	Port.Tank	15' 1"	75"	575	4 / 1100	23"	30"	LS	.100"	.064"	5°

All boats using OBs greater than 125 H.P. should have dual or hydraulic steering.

Color Options: Burgundy



Learn more about
the Pro Camp series.

The Pro Camp Series

PROUD TO CARRY OUR NAME.

At Smoker Craft, we never forget that even our utility and jon boats carry our family's name. The Pro Camp series is a perfect example. That's why it comes complete with these **standard features**:

- Double Riveted Seams with Lifetime Warranty
- Heavy-gauge aluminum with one-piece bottoms
- Full vinyl cockpit and casting platform for easy cleanup and durability
- 21 gallon aerated center livewell
- 2 deluxe wood-free fishing seats

POPULAR OPTIONS

- Power Package – includes trolling motor with quick disconnect, sonar unit and power prep – factory-rigged motor and accessories
- Sonar unit
- 12V trolling motor with quick disconnect
- Battery charger
- Additional deluxe fishing seat
- Portable fuel tank
- Mooring cover
- Depth gauge

MERCURY
1 On The Water



161 Pro Camp

160 Pro Camp Tiller

↑ **161 Pro Camp**

AVAILABLE PACKAGES:



Power
Package



SMOKER CRAFT Pro Camp SPECIFICATIONS

	Max HP	Fuel Capacity (Gal.)	Length	Beam	Dry Weight (Lbs.)	Capacity (Persons / Lbs.)	Interior Depth	Depth	Transom Ht. (Engine)	Bottom Gauge	Side Gauge	Deadrise at Transom
161 PRO CAMP	40	Port. Tank	16' 4"	74"	520	5 / 1100	20"	30"	LS	.080"	.064"	15°
160 PRO CAMP TILLER	40	Port. Tank	16' 4"	74"	520	5 / 1100	20"	30"	LS	.080"	.064"	15°

All boats using OBs greater than 125 H.P. should have dual or hydraulic steering.

Color Option: Black

www.smokercraft.com 13

SMOKER CRAFT
Standards
 AND OPTIONS

SPECIFICATIONS

	192 MILLENTIA	172 MILLENTIA	182 PRO MAG	172 ULTIMA	172 PRO ANGLER XL	172 PRO ANGLER	162 PRO ANGLER XL	161 PRO ANGLER XL	161 PRO ANGLER	171 PRO BASS	171 BASS	151 RESORTER	161 PRO CAMP	160 PRO CAMP TILLER
Length	18' 10"	17' 2"	18' 2"	17' 2"	17' 3"	16' 8"	16' 0"	16' 0"	16' 0"	17' 10"	17' 10"	15' 1"	16' 4"	16' 4"
Beam	96"	91"	96"	91"	96"	92"	91"	91"	81"	81"	81"	75"	74"	74"
Depth	38"	36"	38"	36"	40"	34"	37"	37"	33"	28"	28"	30"	30"	30"
Interior Depth	27"	26"	27"	26"	25"	24"	27"	27"	25"	18"	18"	23"	20"	20"
Transom Width	96"	88"	96"	88"	96"	91"	84"	84"	74"	85"	81"	73"	72"	72"
Transom Height	XLS	LS	XLS	LS	XLS	LS	LS	LS	LS	LS	LS	LS	LS	LS
Dry Weight (Lbs.)	1575	1325	1425	1325	1350	1180	1010	935	845	1075	925	575	520	520
Maximum Persons	8	6	8	6	7	5	5	5	5	4	4	4	5	5
Maximum Capacity (Lbs.)	1750	1425	1750	1425	1425	1400	1275	1275	1200	1225	1225	1100	1100	1100
Maximum H.P.	175	140	150	140	150	140	75	75	60	90	75	50	40	40
Fuel Capacity (Gal.)	40	24	30	24	24	24	20	20	16	21	21	Port. Tank	Port. Tank	Port. Tank
Bottom Gauge	0.125"	0.100"	0.125"	0.100"	0.100"	0.100"	0.100"	0.100"	0.100"	0.100"	0.080"	0.100"	0.080"	0.080"
Side Gauge	0.080"	0.080"	0.080"	0.080"	0.080"	0.080"	0.070"	0.070"	0.064"	0.080"	0.080"	0.064"	0.064"	0.064"
Rib Gauge	0.125"	0.100"	0.125"	0.100"	0.100"	0.100"	0.125"	0.125"	0.070"	•	•	0.064"	0.080"	0.080"

COLORS

Black	S	S	S	•	S	S	S	S	S	S	S	•	S	S
Blue	•	S	•	S	•	•	•	•	•	•	•	•	•	•
Burgundy	•	•	•	•	•	•	•	•	•	•	•	S	•	•
Red	•	•	•	S	S	S	S	S	S	S	S	•	•	•

HULL

Semi-V Hull	•	•	•	•	•	•	S	S	S	•	•	S	S	S
Hydra-Lift Rolled V-Hull	S	S	S	S	S	S	•	•	•	•	•	•	•	•
Keels	(5)	(5)	(5)	(5)	(3)	(5)	(5)	(5)	(3)	•	•	•	•	•

FLOOR / CARPET

Treated Floor with Lifetime Warranty	S	S	S	S	S	S	S	S	S	S	S	S	S	S
6-Year Carpet Warranty	S	S	S	S	S	S	S	S	S	S	S	S	•	•
Vinyl Floor Covering	S	S	S	S	S	S	S	S	S	•	•	S	S	S
Snap-In Carpet	O	O	O	O	O	O	O	O	O	•	•	•	•	•

CONSOLE / DASH

Tachometer	S	S	S	S	S	S	S	S	S	S	S	S	•	•
Speedometer	S	S	S	S	S	S	S	S	S	S	S	S	•	•
Volt Meter	S	S	S	S	S	•	•	•	•	S	S	•	•	•
Fuel Gauge	S	S	S	S	S	S	S	S	S	S	S	•	•	•
Lighted Compass	S	S	S	S	S	•	•	•	•	•	•	•	•	•

STEREO


AM/FM Stereo w/Auxiliary J-Port for MP3 Player	S	S	O	S	O	O	O	O	O	•	•	•	•	•
---	---	---	---	---	---	---	---	---	---	---	---	---	---	---

LIVWELL

Stern Livewell (Gal.)	(23) LART	(21) LART	(26) A	(23) LA	(25) AT	•	•	•	•	(25) ART	(25) ART	•	•	•
Bow Livewell (Gal.)	(12) A	(12) A	(18) A	(12) LA	(15) AT	(25) A	(25) A	(25) A	(25) A	•	•	(18) A	(21) A	(21) A

TROLLING MOTOR

Trolling Motor Plug	S	S	S	S	S	S	S	S	S	S	S	S	•	•
---------------------	---	---	---	---	---	---	---	---	---	---	---	---	---	---



Learn more about
Smoker Craft boats.

SEATING

	192 MILLENTIA	172 MILLENTIA	182 PRO MAG	172 ULTIMA	172 PRO ANGLER XL	172 PRO ANGLER	162 PRO ANGLER XL	161 PRO ANGLER XL	161 PRO ANGLER	171 PRO BASS	171 BASS	151 RESORTER	161 PRO CAMP	160 PRO CAMP TILLER
Movable Pedestal	•	(3)	(3)	(3)	(3)	(3)	(2)	(2)	(2)	(2)	(2)	(1)	(1)	(2)
Stationary Pedestal	•	•	•	•	•	•	•	•	•	•	•	•	(1)	•
Movable Helm Pedestal with Slider	S	S	S	S	S	S	S	S	S	•	•	•	•	•
Movable Helm Pedestal	•	•	•	•	•	•	•	•	•	•	•	S	•	•
(2) Movable Hydraulic Pedestals	S	•	•	•	•	•	•	•	•	•	•	•	•	•
Rear Fold Down Seats	•	•	•	S	•	•	•	•	•	•	•	•	•	•
Seat Bases	(6)	(6)	(6)	(6)	(6)	(6)	(5)	(5)	(5)	(2)	(2)	(5)	(3)	(3)
Seats	(3)	(3)	(3)	(3)	(3)	(3)	(2)	(2)	(2)	(2)	(2)	(2)	(2)	(2)

STORAGE

7.5' Bow Center Rod Storage	S	S	S	•	S	•	•	•	•	S	•	•	•	•
Port Rod Storage	6'	6'	6'	6'	8'	6'	6'	6'	6'	•	6'	•	•	•
Rod Storage	S	S	S	S	S	S	S	S	S	•	•	•	S	S

MISCELLANEOUS

Cleats	•	•	6"	•	6"	6"	6"	6"	4.5"	4.5"	4.5"	6"	6"	6"
Pull-Up Cleats	S	S	•	S	•	•	•	•	•	•	•	•	•	•
Navigation Lights	S	S	S	S	S	S	S	S	S	S	S	S	S	S
Reinforced for Downriggers	S	S	S	S	•	•	•	•	•	•	•	•	•	•
Battery Charger	S	O	O	O	O	O	O	O	O	O	O	O	O	O
Swim Platform	O	O	O	O	O	O	O	O	O	•	•	•	•	•
Ski Tow	O	O	O	O	•	•	•	•	•	•	•	•	•	•
Hydraulic Steering	S	O	S	O	O	O	O	O	O	•	•	•	•	•
Tilt Steering	S	S	S	S	S	O	•	•	•	•	•	•	•	•
Twice Baked Urethane Paint	S	S	S	S	S	S	S	S	S	S	S	S	S	S

CANVAS

Fisherman's Top	O	O	O	O	O	O	O	•	•	•	•	•	•	•
Side Curtains	O	O	O	O	O	O	O	•	•	•	•	•	•	•
Aft Curtains	O	O	O	O	O	O	O	•	•	•	•	•	•	•
Walk-Through Curtains	O	O	O	O	O	O	O	•	•	•	•	•	•	•
Bow Cover	O	O	O	O	O	O	O	•	•	•	•	•	•	•
Cockpit Cover	O	O	O	O	O	O	O	O	O	O	O	O	O	O

S | Standard O | Option • | Not Available

L | Lighted A | Aerated R | Recirculating T | Timed






SMOKERCRAFT

FISHING



The Smoker family, 2003
From left to right: Barney Smoker, Phil Smoker,
Doug Smoker, Tim Smoker



Learn more about
Smoker Craft boats.

SMOKER CRAFT, INC.
P.O. Box 65 • New Paris, IN 46553

TO TALK TO THE DEALER NEAREST YOU, DIAL 866-719-7873.
Connects directly to dealer. Please call during business hours.

FOR THE LATEST PRODUCT UPDATES AND
INFORMATION, VISIT WWW.SMOKERCRAFT.COM.

 Find us on
Facebook.

SMOKER CRAFT PROUDLY OFFERS:



In the interest of continually developing the finest products possible, Smoker Craft reserves the right to change products and specifications without notice. All representations in this catalog are believed to be correct at the time of publication. Some optional equipment may be shown in some photographs. Some models may not be available outside the United States.

Printed in U.S.A. 12/11 11-SSC-121