

With every generation,  
we engrave our heritage of  
pride, craftsmanship and  
passion for fishing. Every season, we write a  
new chapter. Every day, we begin a new story.



# BETTER FISHING FROM OUR FAMILY TO YOURS.

For over 50 years, our family has been dedicated to building aluminum fishing boats that deliver great experiences for all types of anglers. Our innovative hull designs lead the way in hole-shot performance, handling and ride quality. And our commitment to excellence means you can count on a Smoker Craft for best-in-class quality and reliability. Most importantly, we offer feature-packed models to fit every budget, so you can be sure there's a Smoker Craft that's right for you.



^ **The Smoker Family**

The late Barney Smoker, Phil Smoker, Doug Smoker and Tim Smoker



^ **The Schrock Family**

Peter Barrett, Sara Barrett, Cinda McKinney, Susan Graff, with late board member Joe Blackburn

*Millentia*

PAGE 8

*Pro Mag*

PAGE 12

*Ultima*

PAGE 16

*Pro Angler XL*

PAGE 20

*Pro Angler*

PAGE 24

*Resorter*

PAGE 28

*Pro Camp*

PAGE 29

*Utility Boats*

PAGE 30





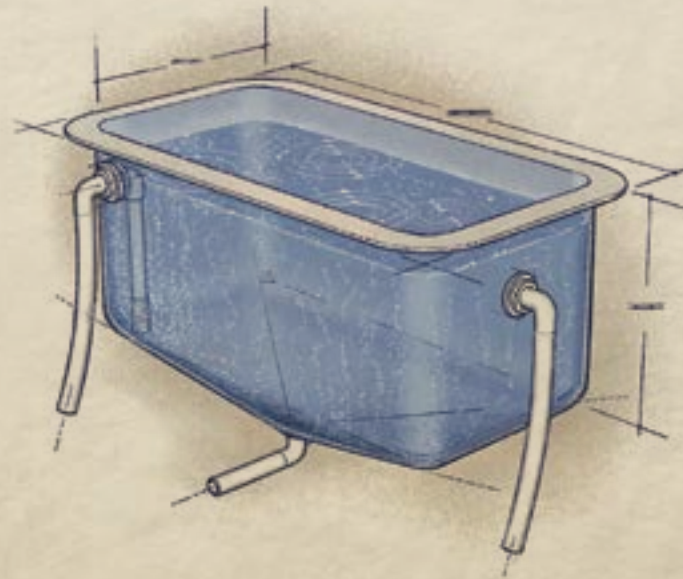
*President Doug Smoker with grandson Henry Smoker*

# FOUR FOUNDATIONS FOR BETTER FISHING.



1


## LIVEWELLS



Most Smoker Craft models feature the Freshcatch Pro state-of-the-art livewell system. Our pro livewells are aerated, timed and feature a recirculating pump to move more water and oxygen into the tanks to keep fish active. Highlights include black thru-hulls and PowerStream aerator and nozzle.

2

## BOW PLATFORMS

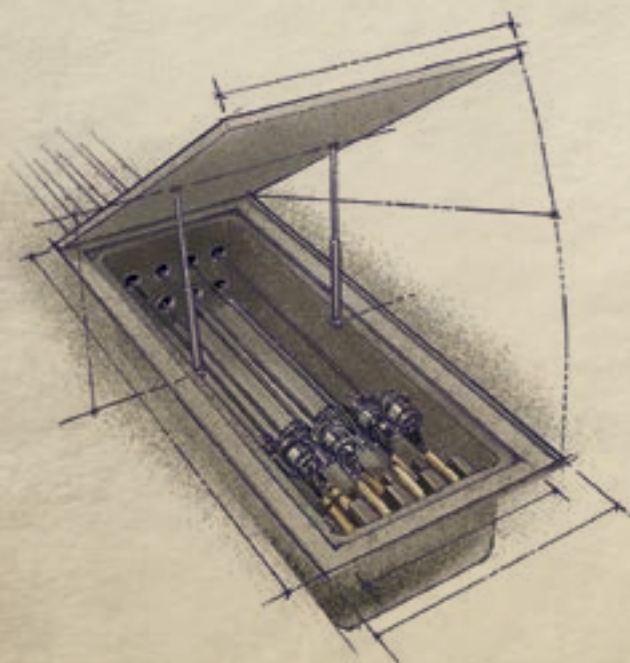


Our exclusive raked back bow provides for wider beams and large, open casting platforms. Flush in-floor storage and livewells give you unobstructed space for maneuvering. And the enhanced interior depths of our deep-V hulls provide added safety in rough conditions.

Smoker Craft boats are built by fishermen, for fishermen. We know what's important to a great fishing experience, and we take those things to the next level. Take a few minutes and learn what makes Smoker Craft best-in-class when it comes to aluminum fishing boats for every budget.

3


## ROD STORAGE



Our rod storage spaces are designed to give you the ability to take and easily access all your favorite gear. Select models feature lockable bow in-floor center storage that safely stows up to 8 rods.

4

## CONSOLES



Smoker Craft deluxe consoles put everything easily within reach. The distinctive styling goes hand in hand with an ergonomic layout, featuring easy-to-read gauges and toggle switches. Hydraulic steering comes standard or is an option on many models, while an optional sonar unit or depth finder is a great way to enhance your experience.



# THE INDUSTRY'S BEST WARRANTY. PERIOD.

Only a company with the proven history and longevity of a brand like Smoker Craft can offer something like this:

- Limited lifetime warranty on hull and structure
- 6-year warranty on all components, carpet, upholstery and electronics
- All parts and labor
- Transferable to second owner



See dealer for details.

When you get a Smoker Craft, you can be sure you're getting a boat that carries the pride of our family name, using the finest materials, state-of-the-art equipment and quality workmanship. From hull design and construction down to the last factory-installed feature, we continually strive for best-in-class to give you a boat you and your family will take pride in for years to come.

# PROUD TO SHOW YOU WHAT WE'RE MADE OF.

## TRANSOM

The transom board is made of 1.5" pressure treated plywood, which is covered by our Limited Lifetime Warranty. The board is sandwiched between the aluminum transom and a second aluminum sheet and anchored using stainless steel bolts.

## SIDE PANELS

The side panels are strengthened by rolling lap strakes into the aluminum, adding rigidity to the sides that prevents the "oil can" appearance of many other boats.



## PERFORMANCE HULL SYSTEM (PHS)

Our exclusive Performance Hull System is a completely customizable trim tab feature that increases speed, reduces pounding, eliminates porpoising and provides improved efficiency with less fuel consumption and engine laboring. The system allows you to tune your hull to maximize performance, depending on the weight and horsepower of your engine. Additional benefits include improved visibility, reduced wake size, better handling and less hull stress.



## HYDRA-LIFT REVERSE CHINE HULL

Our exclusive high-performance hull provides superior lift to get you out of the hole and on plane quickly. The reverse chine design keeps the bow down during acceleration, provides sports-car-style turning agility and offers exceptional stability both while running at high speeds and while at rest.

## SPRAY RAILS

Spray rails are rolled into the side panels, giving a much cleaner appearance and eliminating the line-breaking rough edges found on many other boats. The combination of spray rails with the Hydra-Lift reverse chine design delivers the driest ride in the industry.

## ZINC CHROMATE PRIMER

The hull is sanded to prepare it for painting, and in the primer booth it is sprayed with a zinc chromate primer that chemically etches into the aluminum and forms a corrosion-resistant surface. This also creates an even, bondable surface for the final paint layer.

## TWICE-BAKED PAINT FINISH

Smoker Craft boats are sprayed with 3 coats of base urethane paint and baked in a large oven for 20 minutes at 180 degrees. The hull is then masked off and the boat enters the accent stripe paint booth where it is sprayed with 3 coats of accent color. The boat then runs through a bank of infrared heating coils, giving it a twice-baked, diamond hard finish that is resistant to chipping and fading and will look great for years to come.



# CONSTRUCTION YOU CAN COUNT ON.

## GAS TANK INTEGRATION

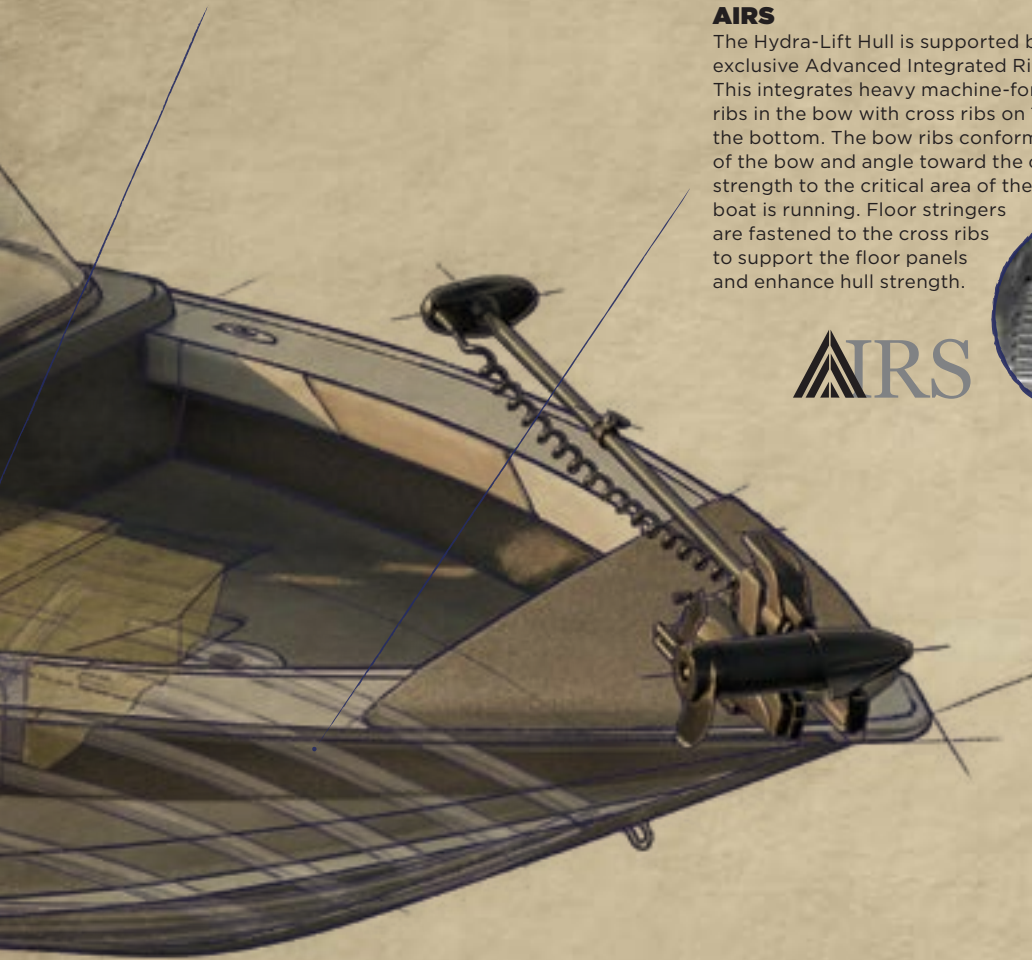
We place the gas tanks below the floor toward the center of the boat between the floor stringers to centralize the weight of the fuel. This gives the boat a softer ride and helps keep the bow down.

## NEX GEN HULLS

Smoker Craft's next-generation hulls (on select Pro Angler and Ultima models) feature a longitudinal stringer system for internal support, instead of cross ribs. The stringer system is welded together in a jig to ensure proper alignment and is riveted to the hull bottom to create a uniform hull structure.

## AIRS

The Hydra-Lift Hull is supported by Smoker Craft's exclusive Advanced Integrated Rib System (AIRS). This integrates heavy machine-formed, hat-shaped ribs in the bow with cross ribs on 10" centers on the bottom. The bow ribs conform to the contour of the bow and angle toward the cross ribs to add strength to the critical area of the hull when the boat is running. Floor stringers are fastened to the cross ribs to support the floor panels and enhance hull strength.



## 5-KEEL CONSTRUCTION

While many manufacturers have stopped adding keels, we continue to use up to 5 keels on our hulls to provide longitudinal strength and protect the bottom when beaching or trailering. In addition, the keels help the boat plane quickly by breaking the water during acceleration. They also improve tracking and help hold position while fishing.

## ONE-PIECE BOTTOM

The Hydra-Lift Hull begins with a one-piece bottom, unlike many other manufacturers. Aluminum gauge ranges from .100" to .125".

## UPHOLSTERY

All Smoker Craft boat upholstery is produced in-house to better control quality and conform to new boat designs. Each piece is precision cut using computerized routers, and we use only stainless staples and non-corrosive fasteners. Our cushioning foam is biocide treated to help prevent mildew and the growth of fungal organisms that can discolor the vinyl. This is a key step to protecting the upholstery that many manufacturers overlook.

## CARPET & VINYL

Smoker Craft boats use a combination of marine-grade carpet and vinyl on the floor and side panels. Casting platforms and decks are covered in carpet that is both glued and stapled, while the cockpit features vinyl because it is easier to clean after a great day of fishing. Optional snap-in carpet can be added over the vinyl for added comfort when not fishing.

## FLOOR PANELS

Our pressure treated plywood floors are 5/8" in the cockpit and 3/4" on the casting decks. They carry a lifetime warranty and will not warp or rot.

## INJECTED FOAM FLOTATION

Unlike other manufacturers, we inject foam flotation into pre-routed holes in the floor panels to fill the entire cavity under the floor. The adhesive property of our foam allows it to bond to both the floor panels and the hull providing enhanced support and excellent sound dampening.

## HIGH-GRADE ALUMINUM

Smoker Craft boats start with 5052 H34 Cold-Rolled Aluminum for its superior strength, hardness and corrosion resistance. Computerized fabrication equipment delivers precision components and ensures consistent quality.

## DOUBLE RIVETS

The sides and transom are riveted with a double row of airplane-style rivets on the seams on all models 17' and above. The rows are offset to completely seal the seam.



First walleye tournament in the new Millentia  
and had a great 2-day total of 24.47 lb  
Slow-trolled crankbait with water temps  
around 60. The boat was perfect with its huge  
platforms, outstanding storage space and  
amazing livewells. And when it was time to  
head in, talk about a smooth ride - now that's  
how a great hull handles chop.



Smoker Craft owner Olivia Michaud

## TOURNAMENT



TOUGHNESS WITH A SOFT, DRY RIDE.

# Millentia



# Millentia

## WELCOME TO REAL TOURNAMENT FISHING.

From big water to the shallows, choose your pole from the locking 8-rod storage and cast like a pro from raised front and rear casting decks on heavy-duty vinyl. Millentia is constructed on the Hydra-Lift rolled V-hull for a soft, dry ride with optimal performance and smooth handling to get you where they're biting. With fortified gunwales for downriggers and oversized, aerated and recirculating livewells, Millentia comes equipped for the trophy fish. You can rest easy in our deluxe fishing seats knowing you are ready for the big leagues.

### STANDARD FEATURES

Lockable bow center rod storage with T-locks safely stores up to 8 rods

Hydraulic steering (192) and a deluxe console with chrome-accented gauges: speedometer, tachometer, voltmeter and fuel gauge

Pro capacity, top-of-the-line livewells protect your catch  
 (192) Stern: Freshcatch Pro 23 gallon,  
 Bow: Freshcatch 18 gallon  
 (172) Stern: Freshcatch 21 gallon,  
 Bow: Freshcatch 12 gallon

Comfortable, ergonomic, wood-free deluxe fishing seats with the versatility of 6 seat bases

Lifetime +6 Warranty

### POPULAR OPTIONS

All Weather Package (see page 42 for details)  
 Power Package (see page 42 for details)  
 Trolling Motor with Quick Disconnect  
 Sonar Unit  
 Battery Charger (standard on 192)  
 Ski Tow  
 2-Step Boarding Ladder  
 Mounted 48" Burt's Custom Tackle Rod Tracks  
 Additional Deluxe Fishing Seat  
 Mooring Cover  
 Flip-up Jump Seat  
 Fisherman's Top  
 Snap-in Carpet  
 Depth Gauge  
 Bow Cover  
 SeaStar Hydraulic Steering (172)  
 No Feedback Steering (172)

**MAX HP**  
140-200

**LENGTH**  
17'2"-18'10"

**BEAM**  
91"-96"

**COLOR**  
Matte Black



MILLENTIA 172  
SHOWN WITH OPTIONAL EQUIPMENT



### MILLENTIA SPECIFICATIONS

	Maximum HP	Fuel Capacity (gal.)	Length	Beam	Dry Weight (lb)	Capacity (Persons/lb)	Seats	Interior Depth	Depth	Transom Width	Transom Ht. (Engine)	Bottom Gauge	Side Gauge	Rib Gauge	Deadrise at Transom
<b>192</b>	200	40	18'10"	96"	1575	8/1075	3	27"	38"	96"	XLS	.125"	.080"	.125"	17°
<b>172</b>	140	24	17'2"	91"	1330	6/780	3	26"	36"	88"	LS	.100"	.080"	.100"	14°



*Founded by John Smoker in 1921, the original Smoker Lumber Company building still stands today and is our current research and development facility.*

MILLENTIA 192  
SHOWN WITH OPTIONAL EQUIPMENT

ONLY AVAILABLE ON 192



OPTIONAL



I always thought I'd have to spend a fortune to get a boat that fishes this well. Pro Mag proves that a smarter boat doesn't have to be more expensive. It's all about knowing what's important - like reliable livewells, flexible seat locations, plenty of dry storage and a console that holds my favorite gadgets. And watching heads turn when I pull into the launch? That's just gravy.



Smoker Craft owner Brian Beck

PRO-STYLE



FISHING AT AN AMAZING VALUE.

# Pro Mag



# Pro Mag

## PRO-STYLE FISHING WITHOUT BREAKING THE BANK.

The all-inclusive Pro Mag is expertly designed and outfitted with the finest fishing amenities to help step up your game at an incredible value. With the Hydra-Lift rolled V-hull, Pro Mag combines exhilarating holeshot punch with supreme handling from hydraulic steering for matchless performance. Kick back in deluxe fishing seats with 6 seat bases and flip-up jump seats while enjoying chrome-accented gauges on a deluxe console.

### STANDARD FEATURES

Hydraulic steering and a deluxe console with chrome-accented gauges: speedometer, tachometer, voltmeter and fuel gauge

Lockable bow center rod storage safely stores up to 8 rods

Pro capacity, aerated, timed and recirculating livewells protect your catch  
(182) Stern: Freshcatch Pro 26 gallons,  
Bow: Freshcatch 18 gallons

Comfortable, ergonomic, wood-free deluxe fishing seats with the versatility of 6 seat bases

Bow and stern casting platforms with 18 oz. carpet

Rear flip-up jump seats

Thick and durable vinyl cockpit

Walk-thru casting platform

One-piece bottom

Lifetime +6 Warranty

### POPULAR OPTIONS

All Weather Package (see page 42 for details)

Power Package (see page 42 for details)

Trolling Motor with Quick Disconnect

Sonar Unit

Battery Charger

Full Enclosure

Fisherman's Top

Mooring Cover

Bow Cover

Ski Tow

2-Step Boarding Ladder

Mounted 48" Burt's Custom Tackle Rod Tracks

Additional Deluxe Fishing Seat

Snap-in Carpet

Depth Gauge



PRO MAG 182  
SHOWN WITH OPTIONAL EQUIPMENT,  
INCLUDING OPTIONAL FISHERMAN'S TOP



**MAX HP**  
150

**LENGTH**  
18'2"

**BEAM**  
96"

**COLORS**  
 Red  
 Blue



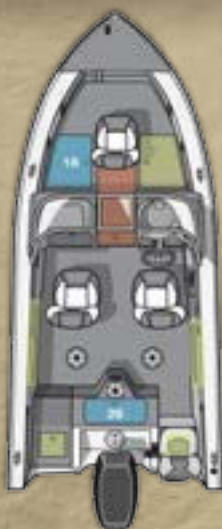
### PRO MAG SPECIFICATIONS

	Maximum HP	Fuel Capacity (gal.)	Length	Beam	Dry Weight (lb)	Capacity (Persons/lb)	Seats	Interior Depth	Depth	Transom Width	Transom Ht. (Engine)	Bottom Gauge	Side Gauge	Rib Gauge	Deadrise at Transom
<b>182</b>	150	27	18'2"	96"	1425	8/1075	3	27"	38"	96"	XLS	.125"	.080"	.125"	17°



*In 1964, the first line of Smoker Craft aluminum boats were rolled out, including runabouts, utilities, canoes and jon boats.*

**PRO MAG 182**  
SHOWN WITH OPTIONAL EQUIPMENT,  
INCLUDING OPTIONAL FISHERMAN'S TOP



182





Smoker Craft owner Brian Beck

WELL WE SETTLED THE FAMILY ARGUMENT  
ONCE AND FOR ALL—FISHING BOAT OR SPORT  
BOAT? ULTIMA IS THE ULTIMATE DO-IT-ALL  
BOAT THAT MAKES EVERYONE HAPPY. AWESOME  
CASTING DECKS CONVERT TO SPACE FOR  
EVERYONE, WITH FLIP-UP SEATS AND BOW  
CUSHIONS. SNAP-IN CARPET MAKES WASH  
DOWNS A SNAP, WHILE THE SKI TOW MEANS  
LONG AFTERNOONS OF DIGGING AND PIVOTING  
— AND MAKING GREAT MEMORIES.

THE ULTIMATE CONVERTIBLE



FOR FISHING & FAMILY FUN.

# Ultima



# Ultima

## CATCH YOUR LIMIT. SKI HOME.

From serious fishing to family-filled fun, Ultima reigns supreme in boating versatility. Fold down the convertible walk-through bow casting platform for maximal fishing space and enjoy the top load rod racks, deluxe movable fishing seats and aerated livewells. Flip up the platform for additional seating for the whole family, using exciting features such as the deluxe console, spacious storage space and optional ski tow for dynamic water sports.

### STANDARD FEATURES

Port and starboard lockable, top loading rod storage

Versatility reigns with this convertible walk-through bow casting platform with 18 oz. carpet

Lockable in-floor rod storage with convertible ski storage and top-loading rod storage keeps your gear safely stowed

The Ultima features a deluxe console with chrome-accented gauges: speedometer, tachometer, voltmeter, fuel gauge and AM/FM stereo with speakers

Aerated livewells protect your catch  
(182SE) Stern: Freshcatch Pro 25 gallons,  
Bow: Freshcatch 18 gallons

(182) Stern: Freshcatch Pro 23 gallons,  
Bow: Freshcatch 12 gallons

(172) Stern: Freshcatch Pro 23 gallons,  
Bow: Freshcatch 12 gallons

Deluxe, ergonomic, wood-free fishing seats with the versatility of 6 seat bases

Bow Cushions (182SE)

Rear flip-up jump seats

Sea weave cockpit flooring

LED lit storage areas

Durable .100" gauge (172) and .125" gauge (182) one-piece hull with 17-degree deadrise

Lifetime +6 Warranty

### POPULAR OPTIONS

All Weather Package (see page 42 for details)

Power Package (see page 42 for details)

Family Ski Package (includes ski pylon and 2-step boarding ladder)

Trolling Motor with Quick Disconnect

Sonar Unit

Battery Charger

Full Enclosure

Fisherman's Top

Mooring Cover

Bow Cover

Ski Tow

48" Track Lock

Additional Deluxe Fishing Seat

2-Step Boarding Ladder

Snap-in Carpet

Depth Gauge

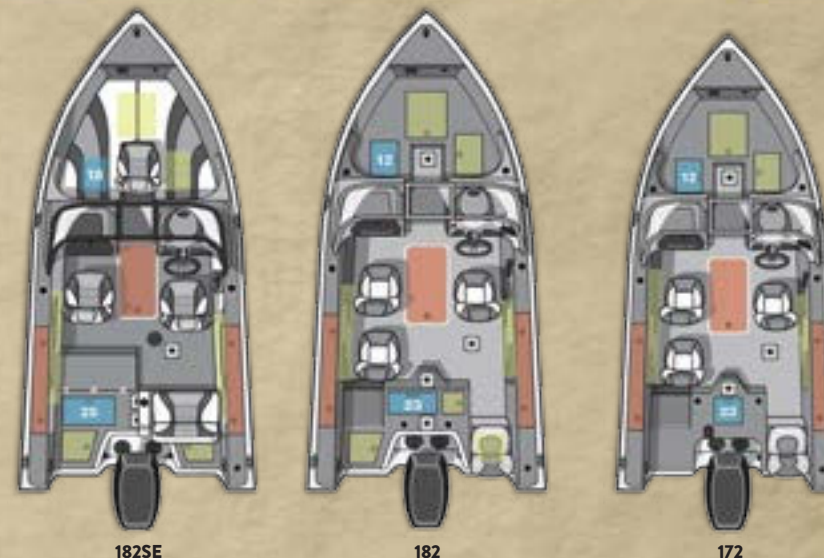
Hydraulic Steering (standard on 182)

Xtreme Steering

Tilt Steering



ULTIMA 182  
SHOWN WITH OPTIONAL EQUIPMENT



182SE

182

172

### ULTIMA SPECIFICATIONS

	Maximum HP	Fuel Capacity (gal.)	Length	Beam	Dry Weight (lb)	Capacity (Persons/lb)	Seats	Interior Depth	Depth	Transom Width	Transom Ht. (Engine)	Bottom Gauge	Side Gauge	Rib Gauge	Deadrise at Transom
<b>182SE</b>	175	27	18'2"	96"	1425	8/1075	3	27"	41"	96"	XLS	.125"	.080"	.125"	17°
<b>182</b>	175	27	18'5"	96"	1425	8/1750	3	27"	41"	96"	25"	.125"	.080"	.125"	17°
<b>172</b>	150	24	17'3"	96"	1350	7/1000	3	25"	40"	88"	XLS	.100"	.080"	.100"	17°

**MAX HP**  
150-175

**LENGTH**  
17'3"-18'5"

**BEAM**  
96"

### COLORS

- Taupe
- White with Red Graphic
- White with Gray Graphic





ONLY AVAILABLE ON 182, 172



For 10 long years, I've had to ride shotgun on my brother-in-law's boat - but not today. Today, I got the helm chair in my new Smoker Craft Pro Angler XL. He couldn't believe how loaded it is, so I let him think I spent big bucks. But the fact is I got a great deal and all the gear I wanted, like a trolling motor and fish finder. Plus, the casting decks are way bigger than on his boat, so he'd better get used to the passenger seat.



Smoker Craft owner Jason Gentile

MORE SPACE. MORE FEATURES.



BIGGER VALUE.

# Pro Angler XL



# Pro Angler XL

## MORE SPACE. MORE FEATURES. MORE FUN.

Get ready for more value with the Pro Angler XL series. Bringing wider beams and extra length to the water, you choose from five models with automotive-style full windshield or side consoles to experience fishing in a big way. Enjoy spacious rod storage, aerated livewells and increased casting room on raised front and stern decks. Or simply cast in comfort reclining in ergonomic fishing seats, using popular factory-installed options, such as the Power Pack with trolling motor and fish finder to make your time on the water even better.

### STANDARD FEATURES

The Pro Angler features an automotive-style console with speedometer, tachometer, fuel gauge and lighted rocker switches

Protect your catch for the entire ride with extra large pro capacity livewells

(182XL) Stern: Freshcatch Pro 28 gallon,

Bow: Freshcatch 15 gallon

(172XL, 171XL) Stern: Freshcatch Pro 25 gallon,

Bow: Freshcatch 15 gallon

(162XL, 161XL) Bow: Freshcatch 25 gallon

Comfortable, ergonomic, wood-free fishing seats with the versatility of 6 seat bases (172XL only), and 5 seat bases (162XL, 161XL)

Vinyl cockpit for easy cleanup and durability

Large bow and stern casting platforms with 18 oz. carpet

Port and starboard top loading lockable rod storage (182XL, 172XL)

Lockable rod storage

Heavy gauge .100" one-piece bottom

Lifetime +6 Warranty

### POPULAR OPTIONS

All Weather Package (see page 42 for details)

Power Package (see page 42 for details)

Trolling Motor with Quick Disconnect

Sonar Unit

Battery Charger

Split Flip-up Bench Seat (NA 161XL)

Additional Fishing Seat

Full Enclosure

Mooring Cover

Fisherman's Top

Bow or Cockpit Cover

2-Step Boarding Ladder

Snap-in Carpet

Depth Gauge

AM/FM Stereo

Hydraulic Steering

Xtreme Steering

No Feedback Tilt Steering

### MAX HP

90-175

### LENGTH

16'0"-18'2"

### BEAM

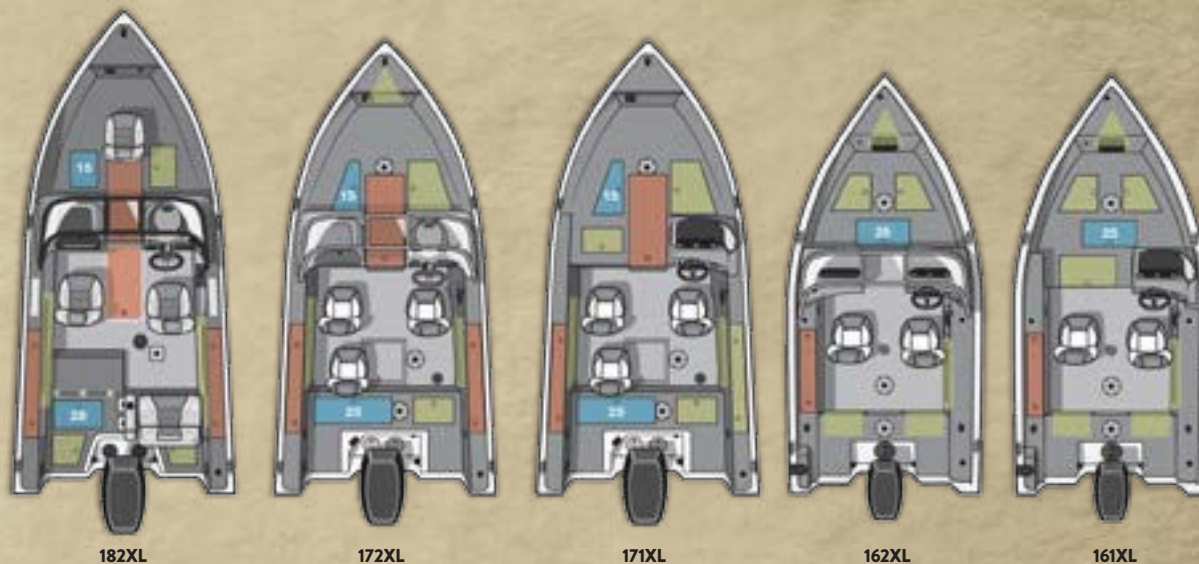
91"-96"

### COLORS

Red  
Blue



PRO ANGLER XL 182  
SHOWN WITH OPTIONAL EQUIPMENT



### PRO ANGLER XL SPECIFICATIONS

	Maximum HP	Fuel Capacity (gal.)	Length	Beam	Dry Weight (lb)	Capacity (Persons/lb)	Seats	Interior Depth	Depth	Transom Width	Transom Ht. (Engine)	Bottom Gauge	Side Gauge	Rib Gauge	Deadrise at Transom
<b>182XL</b>	175	27	18'2"	96"	1425	8/1075	3	27"	41"	96"	XLS	.125"	.080"	.125"	17°
<b>172XL</b>	150	24	17'3"	96"	1305	7/1000	3	25"	40"	96"	XLS	.100"	.080"	.100"	17°
<b>171XL</b>	150	24	17'3"	96"	1305	7/1000	3	25"	40"	96"	XLS	.100"	.080"	.105"	17°
<b>162XL</b>	90	20	16'0"	91"	900	5/700	2	27"	37"	84"	LS	.100"	.070"	.125"	10°
<b>161XL</b>	90	20	16'0"	91"	900	5/700	2	27"	37"	84"	LS	.100"	.070"	.125"	10°

PRO ANGLER XL 172  
SHOWN WITH OPTIONAL EQUIPMENT



EVINRUDE  
OUTBOARD



ONLY AVAILABLE ON 182XL

RIG THIS VALUE TO MAKE IT YOUR OWN.

*Pro*



# Angler



Smoker Craft owner Jason Gentile

I finally found a fishing boat with the perfect combination—great quality with a friendly price tag. Smoker Craft's Pro Angler gets all the basics right, like durable materials, open layout, large livewell and storage and the best warranty. Then, I just add the features I want and skip paying for the extra stuff I don't use anyway. It's a win-win. In fact, the only losers are the fish I'm coming after.

# Pro Angler

**MAX HP**  
60-140

**LENGTH**  
16'0"-16'8"

**BEAM**  
81"-92"

**COLORS**  
Red  
Blue



## DRIVEN BY YOU.

The Pro Angler Series is packed with features and options for you to rig together the exact boat layout you want at an amazing value. With large bow and stern casting platforms, ergonomic seating and 25-gallon, aerated livewells, the Pro Angler series is equipped with the best in fishing features. Combine with popular options, including the Power Package, All Weather Package, hydraulic or Xtreme steering and more to really make your boat your own.

### STANDARD FEATURES

The Pro Angler features an automotive-style console with speedometer, tachometer, fuel gauge and lighted rocker switches

Freshcatch 25-gallon livewell protects your catch

Comfortable, ergonomic, wood-free fishing seats with the versatility of 6 seat bases (172 only), and 5 seat bases (162, 161)

Vinyl cockpit for easy cleanup and durability

Large bow and stern casting platforms with 18 oz. carpet

Port and starboard top loading lockable rod storage (172)

Lockable rod storage

Heavy gauge .100" one-piece bottom

Lifetime +6 Warranty

### POPULAR OPTIONS

All Weather Package (see page 42 for details)

Power Package (see page 42 for details)

Trolling Motor with Quick Disconnect

Sonar Unit

Battery Charger

Split Flip-up Bench Seat (NA 161)

Additional Fishing Seat

Full Enclosure

Mooring Cover

Fisherman's Top

Bow or Cockpit Cover

2-Step Boarding Ladder

Snap-in Carpet

Depth Gauge

AM/FM Stereo

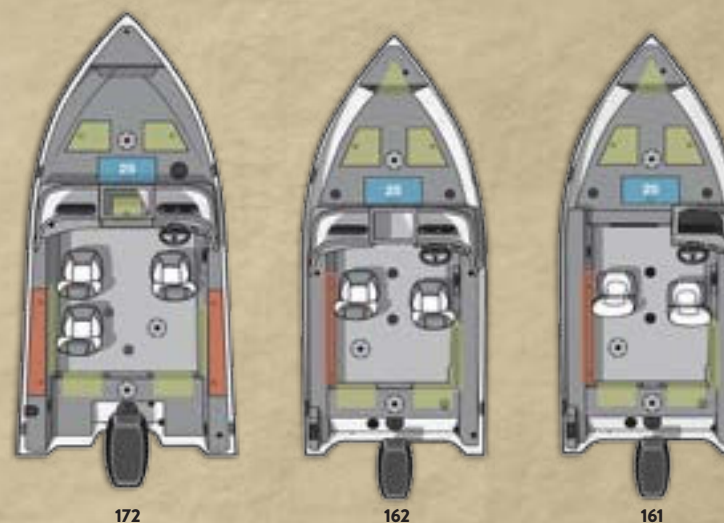
Hydraulic Steering

Xtreme Steering

No Feedback Tilt Steering



PRO ANGLER 162  
SHOWN WITH OPTIONAL EQUIPMENT



### PRO ANGLER SPECIFICATIONS

	Maximum HP	Fuel Capacity (gal.)	Length	Beam	Dry Weight (lb)	Capacity (Persons/lb)	Seats	Interior Depth	Depth	Transom Width	Transom Ht. (Engine)	Bottom Gauge	Side Gauge	Rib Gauge	Deadrise at Transom
<b>172</b>	140	24	16'8"	92"	1225	5/1400	3	24"	34"	91"	LS	.100"	.080"	.100"	14°
<b>162</b>	60	16	16'0"	81"	900	5/1200	2	25"	33"	74"	LS	.100"	.064"	.070"	10°
<b>161</b>	60	16	16'0"	81"	845	5/1200	2	25"	33"	74"	LS	.100"	.064"	.070"	10°



PRO ANGLER 162  
SHOWN WITH OPTIONAL EQUIPMENT,  
INCLUDING OPTIONAL FISHERMAN'S TOP



ONLY AVAILABLE ON 172



# Resorter

**MAX HP**  
50

**LENGTH**  
15'1"

**BEAM**  
75"

**COLOR**  
Black

## EASY TOWING & STORING. NO SACRIFICES.

When it comes to the Resorter, you don't need to sacrifice Smoker Craft quality to get a value-packed fishing boat for easy towing and storing. The 15-foot Resorter delivers nothing less than the best warranty in the industry filled with incredible features.

### STANDARD FEATURES

The Resorter features an automotive console with speedometer, tachometer and lighted rocker switches

Freshcatch 18-gallon center bow livewell protects your catch

Two wood-free fishing seats with the versatility of 6 seat bases

Large dry bow storage and side-mounted rod holders help you keep everything safely stowed away

Large bow and stern casting platforms with 18 oz. carpet

Vinyl cockpit for easy cleanup and durability

Heavy gauge .100" aluminum one-piece bottom

Lifetime +6 Warranty

### POPULAR OPTIONS

Power Package (see page 42 for details)

Trolling Motor with Quick Disconnect

Battery Charger

Additional Fishing Seat

2-Step Boarding Ladder

Mooring Cover

Depth Finder



151



### RESORTER SPECIFICATIONS

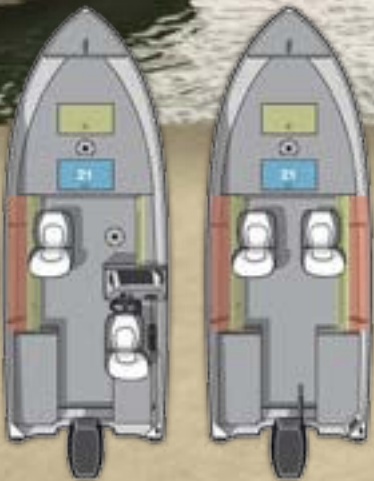
	Maximum HP	Fuel Capacity (gal.)	Length	Beam	Dry Weight (lb)	Capacity (Persons/lb)	Seats	Interior Depth	Depth	Transom Width	Transom Ht. (Engine)	Bottom Gauge	Side Gauge	Rib Gauge	Deadrise at Transom
151	50	PORTABLE TANK	15'1"	75"	675	4/580	2	23"	30"	73"	LS	.100"	.064"	.064"	5°



PRO CAMP 160  
SHOWN WITH OPTIONAL EQUIPMENT



PRO CAMP 161  
SHOWN WITH OPTIONAL EQUIPMENT



161 160

PRO CAMP SPECIFICATIONS

	Maximum HP	Fuel Capacity (gal.)	Length	Beam	Dry Weight (lb)	Capacity (Persons/lb)	Seats	Interior Depth	Depth	Transom Width	Transom Ht. (Engine)	Bottom Gauge	Side Gauge	Rib Gauge	Deadrise at Transom
161	40	PORTABLE TANK	16'4"	74"	685	5/640	2	20"	30"	72"	LS	.100"	.064"	.064"	5°
160	40	PORTABLE TANK	16'4"	74"	650	5/640	2	20"	30"	72"	LS	.080"	.064"	.080"	15°

TAKING A GREAT UTILITY TO THE NEXT LEVEL.

No utility comes close to the level of the Pro Camp. With easy-to-clean vinyl flooring, large bow casting deck and large aerated livewell, the Pro Camp series is rugged and ready because you don't wait for the fish to come to you.

STANDARD FEATURES

- Freshcatch 21-gallon center bow livewell protects your catch
- Two wood-free fishing seats stand up to the harshest conditions
- Side-mounted rod holders protect your gear
- The full vinyl floor is the ultimate in durability and easy cleanup
- A huge bow casting platform sets the Pro Camp apart from other utility boats
- Heavy gauge aluminum with one-piece bottom
- Lifetime +6 Warranty

POPULAR OPTIONS

- Power Package (see page 42 for details)
- Sonar Unit
- Trolling Motor with Quick Disconnect
- Battery Charger
- Additional Fishing Seat
- 2-Step Boarding Ladder
- Portable Fuel Tank
- Mooring Cover
- Depth Gauge

Pro Camp

MAX HP  
40

LENGTH  
16'4"

BEAM  
74"

COLOR  
Taupe  
White  
Black



# NORTH AMERICAN ANGLER

## *Series*



A photograph of a Smoker Craft Phantom boat on a calm lake. The boat is dark-colored with a black canvas top and is moving towards the right, leaving a small wake. Two people are visible inside the boat. The background features a range of mountains under a clear sky.

WHERE PRIDE AND HERITAGE SET YOU APART.

Out here, fishing isn't always so peaceful, and you definitely need a boat that's ready for anything. The American Angler series by Smoker Craft is designed to meet the needs of fishing the backwoods, or anywhere you want to have some added toughness on your side. They feature all-welded hulls with a lifetime warranty and exclusive Torsion Beam Construction for exceptional strength and shock absorption in rough water.

*Phantom* PAGE 34

*Osprey* PAGE 36

*Pro Tracer* PAGE 37

*Pro Lodge* PAGE 38

*Sportsman* PAGE 39

# NUMBER ONE



# IN BACKWOODS BIG WATER TOUGHNESS.

If you're looking for a boat that's as rugged as the weather and takes fishing as seriously as you do, you've found it: American Angler by Smoker Craft. This lineup features heavy-gauge, all-welded toughness, spacious layouts and all the right features for your style of fishing. So find out why these boats are the best-in-class backwoods sellers. Launch your American Angler by Smoker Craft today.



## THE INDUSTRY'S BEST WARRANTY. PERIOD.

Only a company with the proven history and longevity of a brand like Smoker Craft can offer something like this:

- Limited lifetime warranty on hull and structure
- 6-year warranty on all components, carpet, upholstery and electronics
- All parts and labor
- Transferable to second owner



### TWICE BAKED PAINTED HULLS

American Angler full painted hulls provide showroom looks designed to last for years.

### MACHINE FORMED RIBS\*

Our unique machine formed ribs are stronger and more flexible than the two-ply aluminum used by many competitors.

### TORSION BEAM CONSTRUCTION\*

Instead of the flat I-Beams that you find in many boats, American Angler uses our exclusive Torsion Beam Construction (TBC) stringer system for exceptional strength and shock absorption.

### ALL-WELDED CONSTRUCTION

Every American Angler series boat offers the toughness and reliability of all-welded marine-grade aluminum construction that's backed by a lifetime warranty.

### INJECTED FOAM FLOTATION

American Angler models feature injected foam, not poured between the floor and hull—filling all air pockets. This provides greater strength and buoyancy and reduces noise.

\* Pro Lodge, Pro Tracer and Osprey series

# Phantom

## KNOW YOUR OWN STRENGTH.

The flagship Phantom models are ideal for big water, as their heavy-gauge hulls, wide beams, deep interiors and toe holds provide enhanced safety. Add an optional full enclosure to extend your fishing season each year.

### STANDARD FEATURES

Treated Floor with Lifetime Warranty

Full Vinyl Floor

Elevated Console

Tachometer, Speed, Volt and Fuel Gauges

Under Console Storage

Open Rod Storage

Tackle Tray

Toe Holds

Hydraulic Steering (202 & 222)

Coaming Gunnel with Watershed Channel

Bow Fish Box

### POPULAR OPTIONS

Bow Mount Anchor Release

Bow Rails

Stern Rails

Wiper

Down Rigger Brackets

Fisherman's Top with Side, Walk Through, & Drop Curtains

Wash Down Kit

Jump Seats with Storage Box

Fish Package

Fuel Water Separator

Trolling Motor Plug

Additional Seat

Hydraulic Steering (182)

**MAX HP**  
150-225

**LENGTH**  
18'-24'11"

**BEAM**  
88"-94"

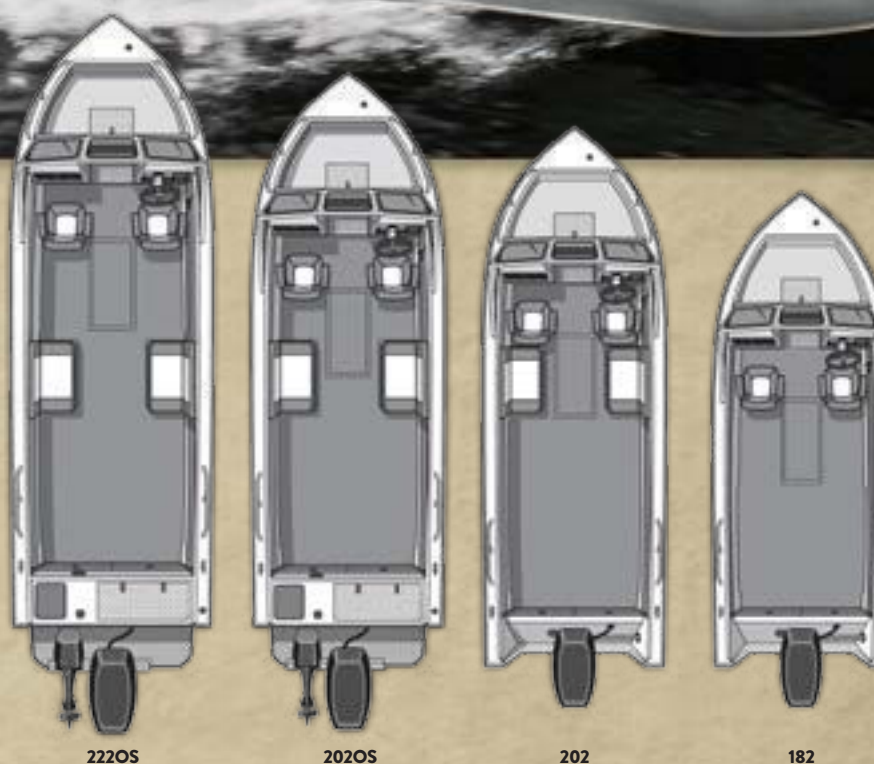
**COLOR**  
Pewter



Phantom 222OS shown with optional Pro Wrap



PHANTOM 202  
SHOWN WITH OPTIONAL EQUIPMENT



Built for rugged durability, Phantom comes with roomy **console storage** and a welded safety glass windshield protects the **dash gauges**. With **optional side jump seats**, ample **rod storage**, and an **optional rigid frame with full canvas**, even the harshest conditions are yours to conquer all year long.

### SPECIFICATIONS

	Maximum HP	Fuel Capacity (gal.)	Length	Beam	Dry Weight (lb)	Maximum Capacity (lb)	Capacity (Persons/lb)	Interior Depth	Transom Width	Transom Height	Bottom Width	Side Height	Bottom Gauge	Side Gauge	Int. Comp. Gauge	Deadrise at Transom
<b>222OS</b>	225	50	24'11"	94"	1900	2150	8/1160	29"	91.5"	25"	73"	33"	.190"	.125"	.125"	17°
<b>202OS</b>	175	38	22'6"	93"	1720	1700	6/850	28"	90"	25"	72"	31"	.190"	.125"	.125"	17°
<b>202</b>	175	38	20'1"	93"	1650	1700	6/850	28"	90"	25"	72"	31"	.190"	.125"	.125"	17°
<b>182</b>	150	30	18'0"	88"	1320	1400	5/675	27.5"	84.5"	20"	66"	31"	.160"	.125"	.125"	14°





*In the 1920s, John Smoker built eight houses for his sons and daughters in New Paris, Indiana next to the Smoker Lumber Company where they all worked. All continue to be occupied to this day.*



PHANTOM 2020S  
SHOWN WITH OPTIONAL EQUIPMENT



# Osprey

## VERSATILITY REIGNS SUPREME.

Osprey proves that one boat can deliver serious fishing as well as great cruising and water sports. Highlights include a sleek curved windshield, elevated console and seating for six.

### STANDARD FEATURES

Treated Floor with Lifetime Warranty
Full Vinyl Floor
Elevated Console
Tachometer, Speed, Volt and Fuel Gauges
Under Console Storage
Open Rod Storage
Tackle Tray
Toe Holds
Tilt Steering
In-Floor Fishbox
Fisherman's Top with Side, Walk Through, & Drop Curtains
Bow Fish Box/Livewell

### POPULAR OPTIONS

Side Jump Seats
2-Down Rigger Brackets
Bow Mount Anchor Release
Bow Rails
Additional Fishing Seat
Hydraulic Steering
Trolling Motor Plug

**MAX HP**  
90-125

**LENGTH**  
16'4" - 17'4"

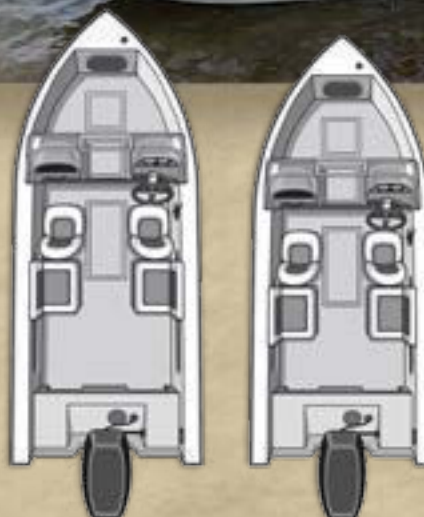
**BEAM**  
90" - 92"

**COLOR**  
Gray/Black

*Sporty and economical, the Osprey's sleek windshield design and **dash** with standard tachometer, speedometer, volt and fuel **gauges** allow you to see your course clearly. A removable in-floor **fish box**, standard **livewell**, generous **rod storage** and **tackle storage** round out this practical series.*



**HONDA**  
MARINE




172

162

### SPECIFICATIONS

	Maximum HP	Fuel Capacity (gal.)	Length	Beam	Dry Weight (lb)	Maximum Capacity (lb)	Capacity (Persons/lb)	Interior Depth	Transom Width	Transom Height	Bottom Gauge	Side Gauge	Deadrise at Transom
<b>172</b>	125	28	17'4"	92"	1150	1410	6/850	27"	90"	20"	.100"	.100"	17°
<b>162</b>	90	28	16'4"	90"	1050	1300	6/785	27"	90"	20"	.100"	.100"	17°





162

SPECIFICATIONS

	Maximum HP	Fuel Capacity (gal.)	Length	Beam	Dry Weight (lb)	Maximum Capacity (lb)	Capacity (Persons/lb)	Interior Depth	Transom Width	Transom Height	Bottom Gauge	Side Gauge	Deadrise at Transom
162	60	12	16'6"	82"	925	1300	6/825	24"	79"	20"	.100"	.100"	10°

THIS LIGHTWEIGHT IS  
HEAVY ON VALUE.

Pro Tracer packs amazing value into an easy-to-tow V-hull. Great standard features include an elevated console, rod storage, tackle tray and a full enclosure.

STANDARD FEATURES

Treated Floor with Lifetime Warranty
Full Vinyl Floor
Elevated Console
Fuel Gauge
Under Console Storage
Bow Storage
Open Rod Storage
Tackle Tray
Toe Holds
Fisherman's Top with Side, Walk Through, & Drop Curtains

POPULAR OPTIONS

Trolling Motor Plug
Cleats (4)
Down Rigger Brackets
Bow Mount Anchor Release
Side Jump Seats
Additional Fishing Seat

Pro Tracer's **oversized cockpit and optional jump seats** offer plenty of room for the whole family to get in on the adventures. And with great standard features including rod holders, full-length tackle trays and **under-console storage shelves**, your gear is always close at hand.



MAX HP  
60

LENGTH  
16'6"

BEAM  
82"

COLOR  
Gray/Black

# Pro Lodge

## LET NOTHING GET IN YOUR WAY.

Pro Lodge is designed to provide legendary Smoker Craft reliability for those who prefer an open boat experience. Count on it for a broad, stable platform and plenty of dry, in-floor storage.

### STANDARD FEATURES

Treated Floor with Lifetime Warranty
Full Vinyl Floor
Elevated Console
Tachometer, Speed, Volt and Fuel Gauges
Under Console Storage
Open Rod Storage
Tackle Tray
Toe Holds
Tilt Steering
In-Floor Fishbox
Fisherman's Top with Side, Walk Through, & Drop Curtains
Bow Fish Box/Livewell

### POPULAR OPTIONS

Side Jump Seats
2-Down Rigger Brackets
Bow Mount Anchor Release
Bow Rails
Additional Fishing Seat
Hydraulic Steering
Trolling Motor Plug

**MAX HP**  
60

**LENGTH**  
16'6"

**BEAM**  
82"

**COLOR**  
Gray/Black

Features of the Pro Lodge — like an extra-wide **interior**, bow livewell and fish box, and stable platform — are created with open boat fishing in mind. A no-fuss **rod storage tray** puts your fishing equipment at your fingertips, and the **seat box with storage** lets you stash additional items out of sight.



PRO LODGE 160



160



### SPECIFICATIONS

	Maximum HP	Fuel Capacity (gal.)	Length	Beam	Dry Weight (lb)	Maximum Capacity (lb)	Capacity (Persons/lb)	Interior Depth	Transom Width	Transom Height	Bottom Gauge	Side Gauge	Deadrise at Transom
<b>160</b>	60	12	16'6"	82"	720	1300	6/825	24"	79"	20"	.100"	.100"	10°





SPORTSMAN 1866PRO



1866

1660

SPECIFICATIONS

	Maximum HP	Fuel Capacity (gal.)	Length	Beam	Dry Weight (lb)	Maximum Capacity (lb)	Capacity (Persons/lb)	Interior Depth	Transom Width	Transom Height	Bottom Gauge	Side Gauge	Deadrise at Transom
1866PRO/1866	90	34	18'	94"	875	1410	6/850	27"	90"	20"	.100"	.100"	17°
1660PRO/1660	65	18	16'	86"	700	1300	6/785	27"	90"	20"	.100"	.100"	17°

GET TO WHERE THE ACTION IS.

Rugged enough to take on any adventure, Sportsman is all about reliable, low-maintenance basics. Or, choose the Sportsman Pro Upgrade Package with 5 lockable storage compartments, diamond plate lids, a fish box and more.

STANDARD FEATURES

Treated Floor with Lifetime Warranty

Full Vinyl Floor

Elevated Console (Pro)

Fuel Gauge

Under Console Storage (Pro)

Bow Storage

Open Rod Storage

Tackle Tray

Toe Holds

POPULAR OPTIONS

Trolling Motor Plug

Cleats (4)

Down Rigger Brackets

Bow Mount Anchor Release

Side Jump Seats

Additional Fishing Seat

Sportsman

MAX HP

65-90

LENGTH

16' - 18'

BEAM

86" - 94"

COLORS

- Duck Brown
- OD Green
- Pewter

For rugged expeditions, the Sportsman is your boat, with optional **side** and **center consoles** to let you pick your preference. Your fishing supplies stay within reach with the **rod storage with tackle tray**, and the **seat box with storage** is ideal for hauling hunting gear.

# Utilities

## CHOOSE YOUR ADVENTURE.

Smoker Craft proudly offers an array of utility and jon boats for every unique adventure. Each boat is covered by Smoker Craft's best in industry promise to provide the highest in boating quality.

### SPECIFICATIONS

	Maximum HP	Fuel Capacity (gal.)	Length	Beam	Depth	Interior Depth	Transom Width	Transom Ht. (Engine)	Dry Weight (lb)	Maximum Persons	Maximum Capacity (lb)	Color	Bottom Gauge	Side Gauge	Rib Gauge
<b>180 Freedom Tiller</b>	90	N/A	18'11"	89"	N/A	35"	85"	LS	875	6	900	Beige & Black	.100"	.060"	N/A
<b>180 Freedom Side Console</b>	125	18	18'11"	89"	N/A	35"	85"	LS	875	6	900	Beige & Black	.100"	.060"	N/A
<b>160 Freedom Tiller</b>	75	N/A	16'11"	89"	N/A	35"	85"	LS	875	6	900	Beige & Black	.100"	.060"	N/A
<b>160 Freedom Side Console</b>	90	18	16'11"	89"	N/A	35"	85"	LS	875	6	900	Beige & Black	.100"	.060"	N/A
<b>168 Pro Mag</b>	40	N/A	16'0"	81"	33"	25"	74"	LS	700	5	1250	Charcoal	.080"	.064"	.080"
<b>140 Pro Mag</b>	35	N/A	14'5"	67"	30"	19"	59"	LS/SS	475	4	975	Charcoal	.064"	.060"	.064"
<b>16' Big Fisherman</b>	40	N/A	16'5"	70"	31"	22"	63"	LS	460	5	1100	Black	.064"	.060"	.064"
<b>14' Big Fisherman</b>	35	N/A	14'2"	68"	30"	22"	60"	LS/SS	395	4	1100	Black	.064"	.060"	.064"
<b>16' Voyager</b>	40	N/A	16'2"	68"	29"	20"	56"	LS	290	5	1100	Black	.100"	.060"	.064"
<b>14' Voyager</b>	35	N/A	14'2"	68"	30"	30"	60"	LS/SS	230	4	1000	Black	.064"	.060"	.064"
<b>14' Voyager Split Seat</b>	35	N/A	14'2"	68"	30"	30"	60"	LS/SS	230	4	1000	Black	.064"	.060"	.064"
<b>14' Canadian</b>	15	N/A	13'10"	59"	20"	20"	50"	SS	130	4	700	White	.050"	.050"	.050"
<b>12' Canadian</b>	10	N/A	11'9"	56"	20"	20"	50"	SS	112	3	600	White	.050"	.050"	.050"
<b>15' Alaskan TL Split Seat DLX</b>	35	N/A	14'11"	68"	27"	21"	59"	LS	270	4	850	Gray	.064"	.060"	.064"
<b>15' Alaskan TS Split Seat DLX</b>	35	N/A	14'11"	68"	27"	21"	59"	SS	270	4	850	Gray	.064"	.060"	.064"
<b>13' Alaskan TL Split Seat DLX</b>	25	N/A	12'11"	66"	26"	20"	56"	LS	225	3	700	Gray	.064"	.060"	.064"
<b>13' Alaskan TS Split Seat DLX</b>	25	N/A	12'11"	66"	26"	20"	56"	SS	225	3	700	Gray	.064"	.060"	.064"
<b>12' Alaskan TL</b>	15	N/A	11'10"	63"	24"	19"	56"	LS	185	3	700	Gray	.064"	.060"	.064"
<b>12' Alaskan TS</b>	15	N/A	11'10"	63"	24"	19"	56"	SS	185	3	700	Gray	.064"	.060"	.064"
<b>1648 Jon</b>	35	N/A	16'0"	72"	22"	22"	71"	LS/SS	295	4	900	Olive	.072"	.072"	.072"
<b>1448 Jon</b>	25	N/A	14'0"	72"	22"	22"	71"	LS/SS	260	3	900	Olive	.072"	.072"	.072"
<b>1436 Jon</b>	20	N/A	14'0"	57"	18"	18"	56"	SS	185	3	395	Olive	.064"	.064"	.064"
<b>1232 Jon</b>	6	N/A	12'0"	51"	16"	16"	50"	SS	120	2	390	Olive	.050"	.050"	.050"
<b>1032 Jon</b>	3	N/A	10'0"	51"	16"	16"	50"	SS	100	2	290	Olive	.050"	.050"	.050"

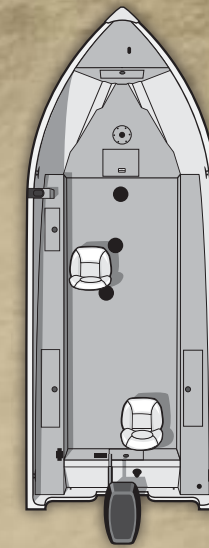
**MAX HP**  
3-125

**LENGTH**  
18'11"-10'

**BEAM**  
51"-89"

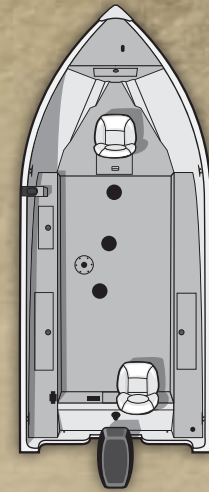
### COLORS

- Beige/Black
- Charcoal
- Black
- White
- Gray
- Olive



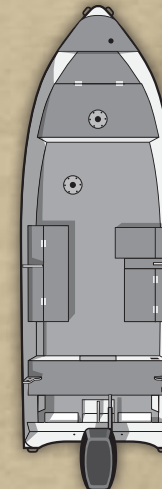
ALSO AVAILABLE WITH SIDE CONSOLE

**180 FREEDOM TILLER**

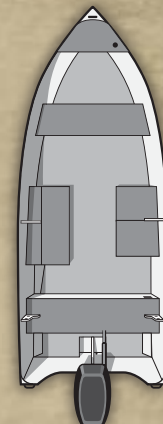


ALSO AVAILABLE WITH SIDE CONSOLE

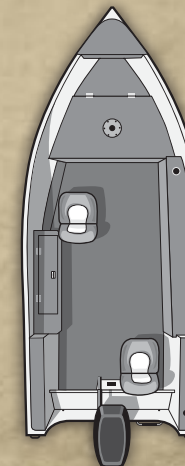
**160 FREEDOM TILLER**



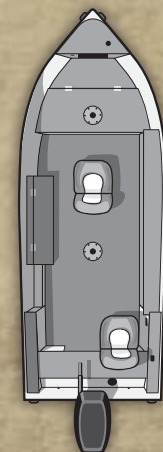
**16' BIG FISHERMAN**



**14' BIG FISHERMAN**



**168 PRO MAG**



**140 PRO MAG**



**YAMAHA**

OPTIONAL UTILITY CONSOLE



15' ALASKAN TS/TL  
SPLIT SEAT DLX



13' ALASKAN TS/TL  
SPLIT SEAT DLX



12' ALASKAN TS/TL



16' VOYAGER



14' VOYAGER



14' CANADIAN



12' CANADIAN



1648 JON



1448 JON



1436 JON



1232 JON



1032 JON

# Features

## SMOKER CRAFT

### INTERIOR



#### DRIVER'S CONSOLE

Distinctive styling, ergonomic layout and easy-to-read gauges.



#### DELUXE FISHING SEAT

Additional ergonomic, wood-free seat designed for all-day comfort.



#### PREMIUM STEERING OPTIONAL

Maximum steering control and comfort suitable for use with high-performance propellers and jack plates.



#### SNAP-IN CARPET OPTIONAL

Quickly convert from easy-to-clean vinyl flooring to the comfort of plush carpeting.

### SOUND



#### STEREO

AM/FM stereo with backlit screen and buttons, J-port and two speakers.



#### AUDIO SPEAKERS

2-way marine speakers to further enhance your day on the water.

### EXTERIOR



#### SKI PYLON OPTIONAL

Quickly go from fishing to water sports with this ski pylon.



#### 2-STEP BOARDING LADDER OPTIONAL

Lightweight, maintenance-free platform with fold-down step for water sports and family fun.

### CANVAS



#### FULL ENCLOSURE OPTIONAL

Extend your fishing season with easy-to-raise protection from the elements.



#### FISHERMAN'S TOP OPTIONAL

Polyester top with stainless steel fittings and matching storage boot adds welcome shade to your boat.



#### MOORING COVER OPTIONAL

Custom fitted to keep your boat clean, dry and ready to go.



#### TRAILERABLE RATCHET COVER OPTIONAL

A ratchet fastening system easily secures this advanced cover to the boat with a precision fit and quick-release feature.



#### All-Weather Package

Includes Mooring Cover, Snap-in Carpet and Fisherman's Top.



#### Premium Steering Package

Ask your dealer how you can optimize your boat's performance with premium steering options.



#### Power Package

Includes Trolling Motor with Quick Disconnect, Sonar Unit and Power Prep — Factory-Rigged Motor and Accessories.

# NORTH AMERICAN ANGLER

## INTERIOR



### FLIP-UP JUMP SEAT OPTIONAL

Convert from a spacious casting deck to additional passenger seating at the stern.



### DELUXE HELM & COMPANION SEAT OPTIONAL

Enhanced comfort and support while cruising to your favorite spot.



### JUMP SEATS OPTIONAL

Provide space-saving additional seating.



### WASH DOWN KIT OPTIONAL

Convenient spray-down for easier cleanup.



### FISH BOX OPTIONAL

Versatile space to keep your catch conveniently stowed.

At Smoker Craft, we're proud to offer a wide range of options and upgrades to help you extend your fishing season and maximize your time on the water.

## EXTERIOR



### TOWER OPTIONAL

Keeps your rods ready to go and out of the way.



### TRANSM DOORS OPTIONAL

Provide additional out-of-the-way storage in the stern.



### BOW RAILS OPTIONAL

Offer enhanced safety, especially for young anglers.

## LIVEWELLS

### FRESHCATCH LIVEWELL

Our aerated livewells are timed for convenience and feature a PowerStream nozzle, a single bilge and black thru-hulls.



### FRESHCATCH PRO LIVEWELL

Our pro livewells are aerated, timed and feature a recirculating pump to move more water and oxygen into the tanks to keep fish active. Highlights include black thru-hulls and PowerStream aerator and nozzle.



# Standards & Options

	192 MILLENTIA	172 MILLENTIA	182 PRO MAG	182 ULTIMA	182SE ULTIMA	172 ULTIMA	182 PRO ANGLER XL	172 PRO ANGLER XL	171 PRO ANGLER XL	162 PRO ANGLER XL	161 PRO ANGLER XL	172 PRO ANGLER	162 PRO ANGLER	161 PRO ANGLER	151 RESORTER	161 PRO CAMP	160 PRO CAMP
<b>COLORS</b>																	
Red	•	•	S	•	•	•	S	S	S	S	S	•	•	•	•	•	•
Blue	•	•	S	•	•	•	•	•	•	•	•	•	•	•	•	•	•
Matte Black	S	S	•	•	•	•	•	•	•	•	•	•	•	•	•	•	•
Taupe	•	•	•	S	S	S	•	•	•	•	•	•	•	•	•	S	S
White/Red Decal	•	•	•	S	S	S	•	•	•	•	•	•	•	•	•	•	•
White/Red Decal	•	•	•	S	S	S	•	•	•	•	•	•	•	•	•	•	•
Black/Red Decal	•	•	•	•	•	•	•	•	•	•	•	S	S	S	S	•	•
Black/Blue Decal	•	•	•	•	•	•	•	•	•	•	•	S	S	S	S	•	•
Black	•	•	•	•	•	•	•	•	•	•	•	•	•	•	•	S	S
<b>HULL</b>																	
Semi V-Hull	•	•	•	•	•	•	•	•	•	•	•	S	S	S	S	S	S
Hydra-Lift V-Hull	S	S	S	S	S	S	S	S	S	S	•	•	•	•	•	•	•
Keels	S	S	S	S	S	S	S	S	S	S	S	S	S	S	S	•	•
<b>FLOOR/CARPET</b>																	
Treated Floor with Lifetime Warranty	S	S	S	S	S	S	S	S	S	S	S	S	S	S	S	S	S
6-Year Carpet Warranty	S	S	S	S	S	S	S	S	S	S	S	S	S	S	S	•	•
Vinyl Floor Covering	S	S	S	S	S	S	S	S	S	S	S	S	S	S	S	S	S
Snap-In Carpet	O	O	O	O	O	O	O	O	O	O	O	O	O	O	•	•	•
<b>CONSOLE/DASH</b>																	
Tachometer	S	S	S	S	S	S	S	S	S	S	S	S	S	S	S	•	•
Speedometer	S	S	S	S	S	S	S	S	S	S	S	S	S	S	S	•	•
Volt Meter	S	S	S	S	S	S	S	S	•	•	•	•	•	•	•	•	•
Fuel Gauge	S	S	S	S	S	S	S	S	S	S	S	S	S	S	•	•	•
<b>STEREO</b>																	
AM/FM Stereo w/Auxiliary J-Port for MP3 Player	S	S	S	S	S	S	S	O	O	O	O	O	O	O	O	•	•
Audio Speakers	S	S	S	S	S	S	O	O	O	O	O	O	O	O	O	O	O
<b>LIVEWELL</b>																	
Stern Livewell (gal.)	(23) ART	(21) ART	(26) A	(23) A	(25) A	(23) A	(28) A	(25) AT	(25) AT	•	•	•	•	•	•	•	•
Bow Livewell (gal.)	(18) A	(12) A	(18) A	(12) A	(18) A	(12) A	(15) A	(15) AT	(15) AT	(25) A	(25) A	(25) A	(25) A	(25) A	(18) A	(21) A	(21) A
<b>TROLLING MOTOR</b>																	
Trolling Motor Plug	S	S	S	S	S	S	S	S	S	S	S	S	S	S	S	•	•
<b>SEATING</b>																	
Movable Pedestal	•	(3)	(3)	(3)	(3)	(3)	(3)	(3)	(3)	(3)	(3)	(2)	(2)	(2)	(1)	(1)	(2)
Stationary Pedestal	•	•	•	•	•	•	•	•	•	•	•	•	•	•	•	(1)	•
Movable Helm Pedestal with Slider	S	S	S	S	S	S	S	S	S	S	S	S	S	S	•	•	•
Movable Helm Pedestal	•	•	•	•	•	•	•	•	•	•	•	•	•	•	S	•	•
Movable Hydraulic Pedestals (2)	S	•	•	•	•	•	•	•	•	•	•	•	•	•	•	•	•
Flip-Up Jump Seats	O	O	S	S	S	O	O	O	O	O	O	O	•	•	•	•	•
Fishing Seat	S	S	S	S	S	S	S	S	S	S	S	S	S	S	S	S	S
Seat Bases	(6)	(6)	(6)	(6)	(6)	(6)	(6)	(6)	(6)	(6)	(6)	(5)	(5)	(5)	(6)	(3)	(3)
Seats	(3)	(3)	(3)	(3)	(3)	(3)	(3)	(3)	(3)	(3)	(3)	(2)	(2)	(2)	(2)	(2)	(2)
<b>STORAGE</b>																	
7.5' Bow Center Rod Storage	S	S	S	•	•	•	S	S	•	•	•	•	•	•	•	•	•
Port Rod Storage	6'	6'	6'	8'	8'	6'	8'	8'	6'	6'	6'	6'	6'	6'	•	•	•
Rod Storage	S	S	S	S	S	S	S	S	S	S	S	S	S	S	•	S	S
In-Floor Rod Storage	•	•	•	8'	8'	•	8'	•	•	•	•	•	•	•	•	•	•
<b>MISCELLANEOUS</b>																	
Cleats	•	•	6"	6"	6"	6"	6"	6"	6"	6"	6"	6"	6"	6"	6"	6"	6"
Pull-Up Cleats	S	S	•	•	•	•	•	•	•	•	•	•	•	•	•	•	•
Navigation Lights	S	S	S	S	S	S	S	S	S	S	S	S	S	S	S	S	S
Reinforced for Downriggers	S	S	S	S	S	S	S	•	•	•	•	•	•	•	•	•	•
Battery Charger	S	O	O	O	O	O	O	O	O	O	O	O	O	O	O	O	O
2-Step Boarding Ladder	O	O	O	O	O	O	O	O	O	O	O	O	O	O	•	•	•
Ski Tow	O	O	O	•	•	O	•	O	•	•	•	O	•	•	•	•	•
Ski Pylon	•	•	•	O	O	•	O	•	•	•	•	•	•	•	•	•	•
Hydraulic Steering	S	O	S	O	O	O	S	O	O	O	O	O	O	O	•	•	•
Tilt Steering	S	S	S	O	O	S	O	S	•	O	O	•	•	•	•	•	•
Twice Baked Urethane Paint	S	S	S	S	S	S	S	S	S	S	S	S	S	S	S	S	S
<b>CANVAS</b>																	
Fisherman's Top	O	O	O	O	O	O	O	O	•	O	•	O	O	•	•	•	•
Side Curtains	O	O	O	O	O	O	O	O	•	O	•	O	O	•	•	•	•
Aft Curtains	O	O	O	O	O	O	O	O	•	O	•	O	O	•	•	•	•
Walk-Through Curtains	O	O	O	O	O	O	O	O	•	O	•	O	O	•	•	•	•
Bow Cover	O	O	O	O	O	O	O	O	•	O	•	O	O	•	•	•	•
Cockpit Cover	O	O	O	O	O	O	O	O	O	O	O	O	O	O	O	O	O
Mooring Cover	O	O	O	O	O	O	O	O	O	O	O	O	O	O	O	O	O
Full Enclosure	O	O	O	O	O	O	O	O	O	O	O	O	O	O	O	O	O
Trailerable Ratchet Cover	O	O	O	O	O	O	O	O	O	O	O	O	O	O	O	O	O

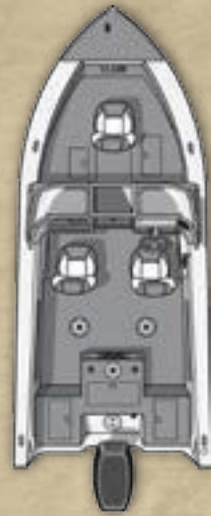


	202 PHANTOM	182 PHANTOM	222 PHANTOM OS	202 PHANTOM OS	172 OSPREY	162 OSPREY	162 PRO TRACER	160 PRO LODGE	1866 SPORTSMAN	1660 SPORTSMAN
<b>COLORS</b>										
Full Paint - Gray/Black	•	•	•	•	S	S	S	S	•	•
Full Paint - Pewter	S	S	S	S	•	•	•	•	O	O
Full Paint - Duck Brown	•	•	•	•	•	•	•	•	S	S
Full Paint - OD Green	•	•	•	•	•	•	•	•	S	S
Graphics - Red	S	S	S	S	S	S	S	S	O	O
Graphics - Blue	S	S	S	S	S	S	S	S	O	O
Graphics - Black	S	S	S	S	•	•	•	•	O	O
Interior Paint - Gray	•	•	•	•	S	S	S	S	O	O
Interior Paint - Duck Brown	•	•	•	•	•	•	•	•	S	S
Interior Paint - OD Green	•	•	•	•	•	•	•	•	S	S
Clear Coated Interior	S	S	S	S	•	•	•	•	•	•
<b>HULL</b>										
V-Hull	S	S	S	S	S	S	S	S	•	•
Mod V-Hull	•	•	•	•	•	•	•	•	S	S
<b>FLOOR/CARPET</b>										
Treated Floor with Lifetime Warranty	S	S	S	S	S	S	S	S	S	S
Vinyl Floor Covering	S	S	S	S	S	S	S	S	S	S
<b>CONSOLE/DASH</b>										
Safety Glass Windshield	•	•	•	•	•	•	S	•	•	•
Curved Safety Glass Windshield	•	•	•	•	S	S	•	•	•	•
Welded Safety Glass Windshield	S	S	S	S	•	•	•	•	•	•
Elevated Console	S	S	S	S	S	S	S	•	•	•
Tachometer	S	S	S	S	S	S	•	•	•	•
Speedometer	S	S	S	S	S	S	•	•	•	•
Volt	S	S	S	S	S	S	•	•	•	•
Fuel Gauge	S	S	S	S	S	S	S	S	S	S
<b>LIVEWELL</b>										
Bow Livewell (gal.)	•	•	•	•	(26)	(26)	(26)	(26)	•	•
<b>SEATING</b>										
Seat Storage Boxes	•	•	•	•	•	•	•	2	•	•
Seat Storage Boxes with Hatch	•	•	•	•	•	•	2	3	•	•
Deluxe Helm & Companion	O	•	O	O	•	•	•	•	•	•
High-back Cushioned/Foldable	•	•	•	•	•	•	2	2	•	•
Pedestals	2	2	2	2	2	2	•	1	•	•
Jump Seats	O	O	O	O	O	O	O	O	O	O
<b>STORAGE</b>										
Under Console Storage with Shelf	S	S	S	S	S	S	S	•	•	•
Bow Storage	S	S	S	S	S	S	S	S	S	S
Open Rod Storage	S	S	S	S	S	S	S	S	S	S
<b>MISCELLANEOUS</b>										
Tackle Tray	S	S	S	S	S	S	S	S	S	S
Toe Holds	S	S	S	S	S	S	S	S	S	S
Navigation Lights	S	S	S	S	S	S	S	S	S	S
Steering	S	S	S	S	S	S	S	Tiller	Tiller	Tiller
Tilt Steering	•	S	•	•	S	S	•	•	•	•
Hydraulic Tilt Steering	S	O	S	S	O	O	•	•	•	•
Bilge Pump	S	S	S	S	S	S	S	S	S	S
NMMA Certification	S	S	S	S	S	S	S	S	S	S
Injected Foam Flotation	S	S	S	S	S	S	S	S	S	S
Bow Rails	O	O	O	O	O	O	S	O	•	•
Coaming Gunnel with Watershed Channel	S	S	S	S	•	•	•	•	•	•
Welded Cleats	S	S	S	S	•	•	•	•	•	•
In-Floor Fishbox	O	O	O	O	S	S	•	•	•	•
Offshore Bracket with Auxiliary Mount	•	•	S	S	•	•	•	•	•	•
Bow Fish Box	S	S	S	S	S	S	S	S	•	•
Transom Fish Box with Sink Basin	•	•	S	S	•	•	•	•	•	•
Transom Doors	O	O	O	O	O	O	O	O	O	O
Wash-Down Kit	O	O	O	O	O	O	O	O	O	O
Tower	O	O	O	O	O	O	O	O	O	O
<b>CANVAS</b>										
Fisherman's Top	O	O	O	O	S	S	S	•	•	•
Side Curtains	O	O	O	O	S	S	S	•	•	•
Walk-Through Curtain	O	O	O	O	S	S	S	•	•	•
Drop Curtain	O	O	O	O	S	S	S	•	•	•



**TO SEE MORE INFORMATION  
ON OUR FINE SMOKER CRAFT  
BOATS, VISIT [SMOKERCRAFT.COM](http://smokercraft.com)**

# Full Lineup



192 MILLETTIA



172 MILLETTIA



182 PRO MAG



182 ULTIMA



182SE ULTIMA



172 ULTIMA



182 PRO ANGLER XL



*In the fall of 1978, the first load of aluminum fishing boats was headed to the last frontier, Alaska.*

*Up until that point in time, this was the farthest that a Smoker Craft truck had ever delivered a load of boats.*



2220S PHANTOM



172 PRO ANGLER XL



171 PRO ANGLER XL



162 PRO ANGLER XL



161 PRO ANGLER XL



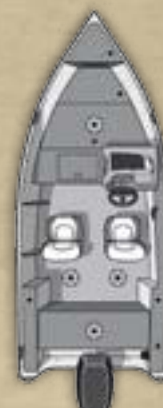
172 PRO ANGLER



162 PRO ANGLER



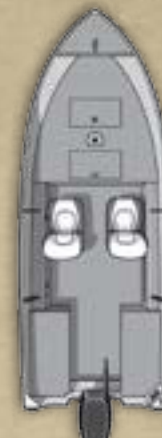
161 PRO ANGLER



151 RESORTER



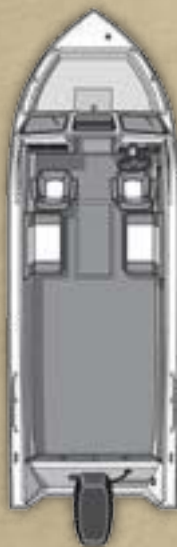
161 PRO CAMP



160 PRO CAMP



2020S PHANTOM



202 PHANTOM



182 PHANTOM



172 OSPREY



162 OSPREY



162 PRO TRACER



160 PRO LODGE



1866 SPORTSMAN



1660 SPORTSMAN

**TO SEE MORE INFORMATION ON OUR FINE  
SMOKER CRAFT BOATS, VISIT [SMOKERCRAFT.COM](http://SMOKERCRAFT.COM)**



**IN MEMORIAM**

This catalog is dedicated to  
Joe Blackburn (1946-2015) who served as  
Chief Financial Officer and was a vital part of  
the Smoker Craft team for more than 38 years.




**TO TALK TO THE DEALER NEAREST YOU, DIAL 866-719-7873.**  
Connects directly to dealer. Please call during business hours.



P.O. Box 65 • New Paris, IN 46553

Find us on



SMOKER CRAFT PROUDLY OFFERS:



In the interest of continually developing the finest products possible, Smoker Craft reserves the right to change products and specifications without notice. All representations in this catalog are believed to be correct at the time of publication. Some optional equipment may be shown in some photographs. Some models may not be available outside the United States. Overheads are not to scale in this catalog. Printed in U.S.A. 12/15