

1977



Smoker Craft



14' Lancer "Special Edition"



16' Sport Fisherman



Mark IV



Mark IV

Smoker • Craft MARK IV

Elegance and styling are keys to the Mark IV. Cruise in comfort as you steal looks from envious boaters. This aluminum Tri Hull gives Smokercraft a unique design within the aluminum boating industry. Safety and stability plus the added feature of light weight allow the boater the use of less power together with better performance. All of the above features result in increased dollar savings.

STD. EQUIPMENT: Mechanical steering, windshield, self draining motor well, carpet, poured foam flotation, sleeper seats, bow and stern lights, deck cleats, step pads, bilge pump, and table.

Hull, .075 6061 HEAT TREATED ALLOY, STEM .080, TRANSOM .080, KEELS .080.



16' Sport Fisherman

Smoker • Craft 16' SPORT FISHERMAN

The 16' Sport Fisherman features Smokercraft's stable Tri-Hull design. The sport fisherman gives you a dry ride in rough water. This big 16 footer provides the freedom and room to move about when you hook the big one. The Sport Fisherman 16 is excellent for fishing yet great for the whole family. Takes a long shaft motor.

STD. EQUIPMENT

Three padded seats, mechanical steering with console, painted hull, non skid interior, tri hull design. Flat floor, rod holders, stern and bow lifting handles, and poured foam flotation.

Hull .060 stretch formed, heat treated alloy, stem .080, transom .080.



14' Lancer "Special Edition"

LANCER 14' "Special Edition"

The all new Lancer "Special Edition" is a proud example of Smokercraft quality craftsmanship.

Featuring its unique Tri Hull design the "Special Edition" Lancer 14 is highly maneuverable, fast and safe.

"Special Edition" Lancer makes an excellent skiing and family boat and with a new windshield and sleeper seats it is both economical in cost and classy in looks. Takes Short shaft motor.

STD. EQUIPMENT

Mechanical steering, windshield with partial wings, self draining motor well, vinyl floor covering, poured foam flotation, sleeper seats, bow and stern light, deck cleats.

Hull .060 heat treated stretch formed Transom & stem .080.



12' VEGA TRI- HULL

12' VEGA

Following the success of the two larger Vegas, Smokercraft introduced the 12' Vega in 1973. Its instant acceptance illustrates the need of soundly designed boats.

Smaller and thus lighter and more portable, the 12' Vega has all the features of the bigger boats including stability, a rib free flat nonskid floor, Tri Hull design and poured in place foam flotation. Takes a short shaft motor.

STANDARD EQUIPMENT FOR THE 12' VEGA TRI-HULL

Wood grain vinyl covered seats, nylon bushed oar locks, non-skid interior paint, fully painted exterior hull, drain plug, cast aluminum bow and stern lift handles, 3 keel bottom construction, bow eye.

Entire hull excluding transom is of .050 Stretch formed aluminum alloy. Stem .080, Transom .064.



14' VEGA TRI- HULL

14' VEGA TRI HULL

The second in size of the three Vegas. Like its big brother, the 14' Vega incorporates the same basic design, rugged construction, high maneuverability and greater weight.

Included in Standard Equipment are, of course, such features as 4 wood grain vinyl covered seats, 5 keel construction, flat non skid floor plus poured in place flotation and self draining motor well. An optional steering console is available for either the 16' or 14' Vega.

Short shaft motor required. See aluminum thickness below.

14' Vega is available with 3 seats on special order.



16' VEGA TRI-HULL

Smoker • Craft 16' VEGA TRI HULL

Smokercraft's largest Vega, Top-of-the-line aluminum fishing and cruising boat. Its design includes a number of features that provide unusual comfort, maneuverability and performance. The Vega 16' has a unique 5 keel Tri Hull design, originated by Smoker. It also has a smooth nonskid flat floor for comfort, is completely painted inside and out, with rounded non riveted chime, and four comfortable wood grain vinyl covered seats. Poured in place flotation adds to its strength and stability. Provides added safety to tackle the big waters. Short shaft motor.

16' Vega hull .060 stretch formed, heat treated alloy, 14' Vega .050, Stem of both 16' and 14' .080, Transom of 16' Vega .080, 14' Vega .064.

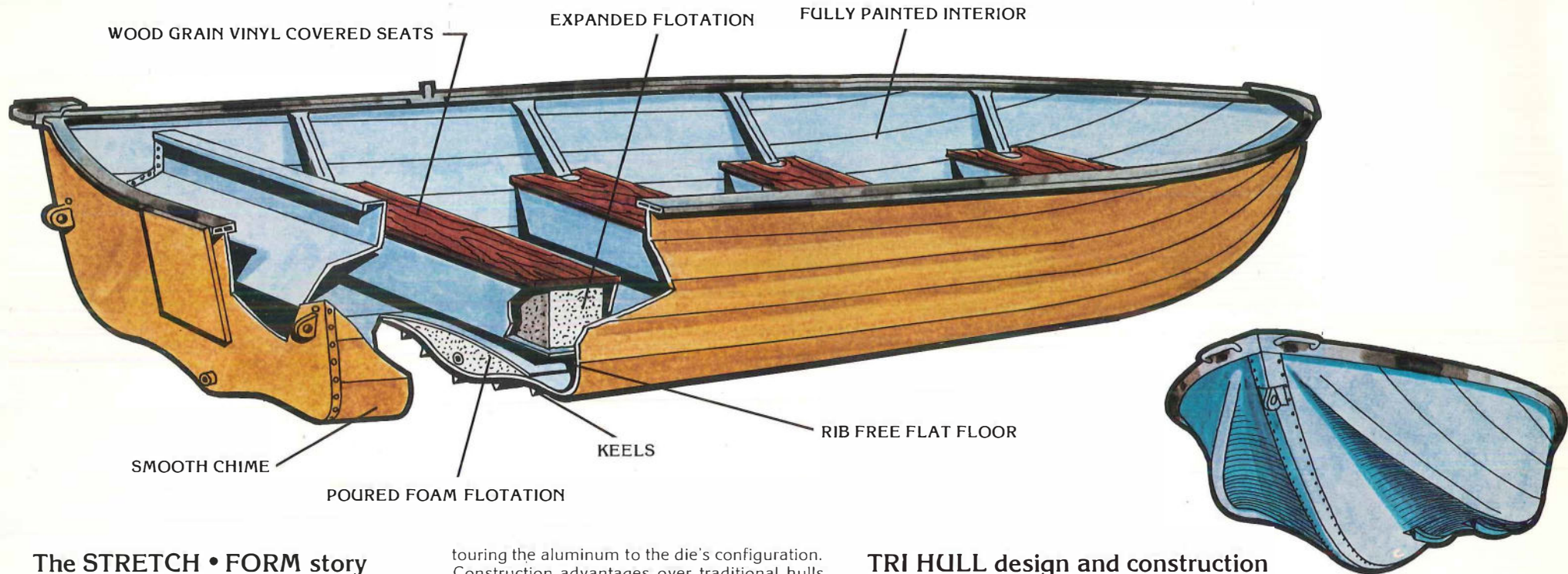
Vinyl covered wood seats, cast aluminum bow and stern handles, nylon insert oar sockets, self-draining motor well, aluminum capped transom, non skid painted interior, expanded flotation plus poured in place foam, painted hull, 5 keel bottom, bow and stern eyes, Transom drain.

STEERING CONSOLE COMPLETE:

Showing console in position attached to seat. For 4 seat models of Vega 16 and 14 only. Optional Equipment



The Smoker-Craft STRETCH·FORM story and unique TRI·HULL design.



The STRETCH • FORM story

Smoker-Craft has been stretch-forming canoes and fishing boats for over a decade. During this time a line of stretched-formed fishing boats has evolved which has set a standard of excellence in design and performance unequalled in the boating industry.

Using the knowledge and expertise gained in these formative years, we are introducing a new stretch-formed aluminum tri-hull runabout. Although fiberglass tri-hull designs have been on the market for several years, only the art of stretch-forming allows Smoker-Craft to bring it to the aluminum boat industry economically.

What is stretch-forming?

Stretch-forming is used extensively by the aircraft industry. It is done by grabbing both ends of a flat sheet of aluminum in large hydraulic jaws and stretching it over a forming die, con-

touring the aluminum to the die's configuration. Construction advantages over traditional hulls are these:

First and foremost is design; curves and contours can be incorporated that are impossible to achieve by riveting flat sheets of metal. Secondly, more strength is built into the aluminum when it has contours formed into it. This is not only the natural condition of a curved surface being stronger than a flat one, it is also a result of work hardening of the aluminum when it has been stretched.


To further strengthen certain models the special alloy of 6061 aluminum is used in this process. These stretched hulls are placed in giant ovens where they are heat treated for a lengthy period of time, bringing them up to their ultimate strength. This 6061 alloy also has the advantage of being highly resistant to salt water corrosion. Compare features and designs, and we are sure you will choose Smoker-Craft.

TRI HULL design and construction


Unique within the aluminum boating industry, Smokercraft's tri-hull design features safety and stability beyond comparison. Poured in place foam flotation within the floor, plus expanded foam beneath each seat provide added measures of safety. Broad beamed hulls, deep sides and flat floors are features which provides the stability so important to families and serious fishermen.

Smokercraft's Tri Hull construction provides stability at all speeds and directs the spray away from the boat when planing in rough water. The flat floor allows easy, safe boarding and freedom of movement. Due to Smokercraft's unique stretch form process no side seams or rivets appear on the chime of the boat. The only seam is protected and covered by the center keel. Quality and strength make Smokercraft Tri Hulls the best in the aluminum boating industry.





14' ZEPHYR



14' CANADIAN



12' SPORTSMAN



12' MINI-SPORTSMAN

ZEPHYR 12' - 14' and 16'

Zephyrs are wide beam, light weight modern fishing boats in three sizes 12', 14' and 16'.

The Zephyr 16, like the two smaller models is of lapstrake aluminum construction with flared bow for a dry ride. It has a non skid painted interior, 4 wood grain vinyl covered seats (3 in the 12 and 14).

Zephyrs make excellent fishing boats.

Zephyr 16 takes a long shaft motor. Zephyr 12 and 14 short shaft.

STD. EQUIPMENT FOR THE 12', 14', 16' ZEPHYR

Expanded flotation, lapstrake design, cast aluminum lift handles, nylon insert oar sockets, non skid painted interiors, 3 keels, 3 wood grain vinyl covered seats (4 in the 16' Zephyr), spray rails, transom drain, painted lapstrake sides.

ALUMINUM THICKNESS FOR THE 12, 14, 16 ZEPHYR

Zephyr 12 and 14 sides .050; Zephyr 16 sides .064.

Zephyr 12 and 14 ribs .064; Zephyr 16 ribs .080.

Zephyr 12 bottom, .050; Zephyr 14 and 16 bottom .064.

Zephyr 12 and 14 transom .064; Zephyr 16 transom .080.

Zephyr 12, 14, 16 Stem .080; Zephyr 12, 14, 16 Keel and Skid Rails .080.

12' and 14' CANADIAN

Canadians are good, medium weight fishing boats and handle well in even the roughest water. Their reinforced riveted construction makes them extremely popular as all around fishing boats.

STD. EQUIPMENT 12' and 14' CANADIAN

Cast aluminum lift handles, nylon insert oar sockets, expanded flotation, non skid painted interior, 3 keels on 14', 1 keel on 12', transom drain, painted lapstrake hull, 3 wood grain vinyl covered seats.

ALUMINUM THICKNESS

Sides .050, Bottom .050, Ribs .050, Stem .080.

Transom .064, Keel .080, Skid Rails .080.

10' - 12' and 14' SPORTSMAN

Bargains in good looking, light weight aluminum fishing boats. Sturdily constructed and easily handled. These boats are the ideal answer to the needs of the practical fisherman.

Sportsman have foam flotation, nonskid painted interiors; make excellent car-toppers.

STD. EQUIPMENT 10, 12, 14 SPORTSMAN

Cast aluminum lift handles, nylon insert oar sockets, transom drain, expanded flotation non-skid painted interior.

ALUMINUM THICKNESS 10, 12, 14 SPORTSMAN

Sides .050, Bottom .050, Ribs .050, Stem .080, Transom .064, Keel .080.

12' MINI SPORTSMAN

A lighter, more economical companion to the 12' Sportsman. Achieved by making the Mini-Sportsman slightly narrower with lighter weight stern castings and by the use of 2 seats instead of three.

The Mini-Sportsman offers a non skid painted interior, full foam flotation and a .050 aluminum thickness hull.

STD. EQUIPMENT 12' MINI SPORTSMAN

Nylon insert oar sockets, expanded flotation, aluminum bow handle, extruded aluminum gun'ls.

Know Your Canoe.

17' DELUXE DOUBLE ENDER
DECORATIVE TAPE OPTIONAL

16' DELUXE SQUARE STERN

WHITEWATER KEELS

The "Whitewater" or "shoe" keel is more suitable for canoes used on fast streams and rivers. Being shallow it is not effected by cross currents.

DEEP KEELS

This 3/4" deep keel is used on all Deluxe canoes. The Depth of this keel helps maintain direction. This is a two piece (inner and outer) heat treated keel riveted

THE HEAT TREAT STORY

Of necessity canoes must be formed from a ductile material. Two alloys of aluminum are used for canoe construction. One is 5052 and the other is 6061. The 5052 alloy will always remain in the temper in which it was formed. After forming, the 6061 can be brought up to its full strength and tempered by heat treatment. The 6061 alloy is more expensive to purchase and process and therefore a heat treated canoe costs more. Given normal heat-treatment procedure, all 6061 canoes, regardless of manufacturer will have the identical properties of hardness and tensile strength. Canoes that will be subjected to hard usage such as fast rocky rivers should be made from heat treated material. Canoes used on easy flowing rivers, quiet streams and

lakes will last indefinitely when made of the 5052 alloy. Determine how your canoe will be used and then make your choice. Smoker-Craft offers both alloys to canoeists to insure them they will get exactly what fits their needs. The gunwales, keels and thwarts on all Smoker-Craft canoes are made from heat treated extrusions. Do not be misled by the term "aircraft aluminum". Many different alloys are used in the construction of aircraft. Some of them are not suitable for use in boats and canoes. Some would be too hard and brittle and some would not have the corrosion resistance characteristics necessary for marine applications. Pound for pound and dollar for dollar, you are ahead with a Smoker-Craft.

Smoker-Craft deluxe aluminum canoes.

Featuring Smokercraft
"Unispon" Plus Special Heat Treatment
for Increased Strength

Sioux 15 double end ■ Chippewa 17 double end

One of the finest aluminum canoes made today with graceful lines and sound design. Maneuverable and safe with the time proven "Unispon" for added stability. Three husky thwarts, seven ribs and a fully painted non-skid interior make this canoe a winner. Skins are .051 heat treated 6061 alloy.

CANOE SPECIFICATIONS

Canoe	Center Length	Beam	Bow Height	Stern Height	Approx. Weight	Weight Capacity
Sioux SD 15	15'	38"	21"	21"	76 lbs.	600 lbs.
Chip. SD 17	17'	39"	21½"	21½"	82 lbs.	745 lbs.

MOHAWK 16 square stern

A popular square stern canoe with the same construction and quality features as the 15 and 17 double enders. It is roomy, of wide beam and depth for large capacity. Adaptable to cargo carrying. Riveted transom will support a 3 HP motor. Its design also includes the Smokercraft "Unispon".

CANOE SPECIFICATIONS

Canoe	Center Length	Beam	Bow Height	Transom Height	Approx. Weight	Size Motor	Weight Capacity
Mohawk SD 16	15'10"	39"	21½"	16"	78 lbs.	3 H.P.	715 lbs.



17' DELUXE DOUBLE ENDER



16' DELUXE SQUARE STERN

IMPORTANT FACTS ABOUT SMOKER-CRAFT CANOES


ALL DELUXE CANOES ARE HEAT TREATED FOR MAXIMUM TENSILE STRENGTH AND HARDNESS OF THE 6061 ALLOY.

CANOE CONSTRUCTION FEATURES: Expanded flotation exceeding industry standards, fully painted non-skid interior, heavy duty extruded gunwales, seven ribs, two piece interlocking keel, .065 - 1-1/4" thwarts, and 5/32 rivets.



SPECIAL FOR 77

The 15' and 17' Competitor Canoes are special canoes produced for 1977. Designed for economy, they lack some features of our Deluxe Canoes, yet will give you years of service and are fabricated with the same Smoker quality found in all our canoes. These canoes are heat treated (.050 - 6061), have non-skid interior and heat treated thwarts. See spec page for additional features.



SMOKERCRAFT

UNISPON is a longitudinal widening of the hull just above the water line running the length of the canoe and providing these benefits:

1. Greater width at the water line for added carrying capacity.
2. A stronger hull.
3. Greater width makes greater stability and maneuverability.

INNER-OUTER KEEL

A two piece keel, an inner .125 gauge keel and an outer .300 gauge keel with the hull riveted in between for greater strength and rigidity.

Full rolled edge decks provide comfortable lifting handles and added strength.

Accessories for the Deluxe Aluminum canoes are available as optional equipment. Included are the

Canoe Carrying Yoke and Canoe Side Motor Mount. Please see page 10.



Smoker-Craft aluminum



17' STANDARD DOUBLE ENDER



16' STANDARD SQUARE STERN



13' AMERICAN



11' SCOUT



17' WHITE WATER CANOE

Standard aluminum canoes 15' • 17' DOUBLE ENDERS

Smoker Standard double end canoes are ruggedly built of .051 gauge marine aluminum to give long lasting service. These conventional shaped canoes have almost the same dimensions as the Smoker Deluxe canoes except for the omission of the Unispon and a slightly different seat construction. Standard canoes are more economical in cost but rugged enough for any wilderness or camping use.

CANOE SPECIFICATIONS

Canoe	Center Length	Beam	Bow Height	Stern Height	Approx. Weight	Weight Capacity
SS 15	15'	37½"	21"	21"	77 lbs.	575 lbs.
SS 17	17'	37½"	21½"	21½"	84 lbs.	730 lbs.

16' Square Stern canoe

The Smoker 16' square stern canoe is designed for use with a 3 HP motor. Same rugged construction as the double end standard models. It features inner and outer keel construction, aluminum gunwales, bow and stern castings, expanded flotation and painted, non skid interior.

CANOE SPECIFICATIONS

Canoe	Center Length	Beam	Bow Height	Transom Height	Approx. Weight	Size Motor	Weight Capacity
SS 16	15'10"	37½"	21½"	16"	79 lbs.	3 H.P.	715 lbs.

LIGHTWEIGHT ALUMINUM CANOES

13' AMERICAN

A new departure in canoes. Strongly built, small in size, light in weight and stable in performance.

All the features of Smokercraft construction including a 2 piece inner and outer heat treated hull, heat treated extruded gun'ls, painted non skid interior, styrofoam flotation behind aluminum bulkheads. Weighs only 65 lbs.

11' Scout

The smallest of our aluminum canoes. Most of the features of the 13' American including cast aluminum deck caps with mooring eye, full styrofoam flotation and aluminum seats. The 11' Scout is broad of beam, stable, weighs only 55 lbs.

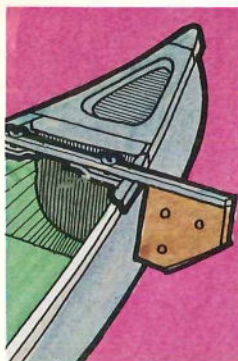
WHITEWATER CANOES

In two models 15' and 17'. Built with special Whitewater extruded, heat treated keels, fully Heat Treated 6061 aluminum hulls, and 3 - 1-1/4" heat treated thwarts. The Whitewaters have 2 aluminum seats. Smokercraft Whitewater canoes withstand severe punishment from the most challenging waters.

CANOE SPECIFICATIONS

	Center Length	Beam	Bow Height	Stern Height	Center Depth	Weight	Weight Capacity
15 ft.	15'	37"	23"	23"	13"	80 lbs.	600 lbs.
17 ft.	17'	37"	23"	23"	13"	88 lbs.	750 lbs.

Canoes.



CANOE SIDE MOTOR MOUNT
Attaches quickly and easily to all double end canoes. Strong, light in weight.




Photo showing secure attachment of motor to stern of canoe.

CANOE SPECIFICATIONS

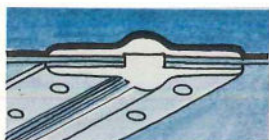
Length	Beam	Weight	Capacity
13'	42"	65 lbs.	525 lbs.

Length	Beam	Weight	Capacity
11'	40"	55 lbs.	450 lbs.



CANOE CARRYING YOKE

Soft padding and strong construction of this yoke makes



STANDARD CANOE
Cross section of Standard Canoe keel, an inner-outer heat treated extrusion riveted to the canoe hull.

River boats & prams.

Heavy duty white water river boats

Smokercrafts WWR-1 and WWR-3 White Water River boats have been redesigned with "V" bottoms and bows for increased strength and improved performance. These craft in use in the big rivers from Alaska to Baja California serve as Industrial work boats for water pollution control, conservation, civil defense, white water fishing and many other purposes.

Due to their improved design White Water River boats now have stronger bottoms, provide a softer ride. The longer flat deck increases dry storage space. White Water River boats are tough craft extremely useful on rough waters. Steering console standard.



WWR-1 in 16, 18

The WWR-1 series in three lengths has one middle seat with two storage boxes and no stern seats.

WWR-3 in 16, 18

This series of heavy duty White Water Boats, with the same specifications as the WWR-1 series has one middle seat with two storage boxes and two rear corner seats.




Illustration showing stern end of WWR-3.

STANDARD PRAMS


Standard Prams are made in 10' and 12' lengths, fabricated of heavy gauge aluminum with stamped in spray rails for extra rigidity and better performance. Light in weight, with one piece welded hulls these flat ended boats make excellent cartoppers, are particularly suited to quieter waters.

STD. EQUIPMENT:
Foam flotation, nylon insert oar sockets, aluminum corner castings, .050 aluminum used throughout.



DELUXE PRAMS

The DeLuxe prams are made for those who desire a wider and deeper boat which will provide added stability and convenience in rivers and small lakes. DeLuxe prams are made in 12 and 14 lengths, fabricated as one-piece welded hulls from .050 gauge aluminum throughout. Included as standard equipment are nylon insert oar sockets, aluminum corner castings and foam flotation.



SPECIFICATIONS

MODEL	Center Length	Gunwale Length	Beam	Bow Height	Center Height	No. of Ribs	Transom Width	Wt. Capacity Lbs.	Motor Size	Approx. Weight	No. of Keels	No. of Seats	Transom Height	Approx. Hull Thickness
MARK IV	—	18'2"	78"	38"	38"	For Canoes Only	74"	—	—	760	5	4	L.S.	.075 Heat Treated
LANCER 14 "SPECIAL EDITION"	14'4"	14'7"	69"	30"	27"		63 1/2"	875	40	310	5	4	S.S.	.060 Heat Treated
SPORT FISHERMAN 16	15'8"	16'7"	69"	30"	28"		63 1/2"	1085	40	285	5	3	L.S.	.060 Heat Treated
VEGA 16	15'6"	16'4"	69"	28"	27"		63 1/2"	1085	40	265	5	4	S.S.	.060 Heat Treated
VEGA 14	14'4"	14'7"	65 1/2"	27"	24 1/2"		57"	875	25	210	5	4	S.S.	.050
VEGA 12	11'10"	12'4"	59 1/2"	27"	23 3/4"		55"	569	15	153	3	3	S.S.	.050
ZEPHYR 16	16'4"	17'3"	69"	33"	25 1/2"		62 3/4"	1100	40	255	3	4	L.S.	.064
ZEPHYR 14	14'	14'8"	60"	27"	22"		53 1/4"	746	22	170	3	3	S.S.	.064
ZEPHYR 12	12'	13'	58 1/2"	27"	22"		53 1/4"	550	12	140	3	3	S.S.	.050
CANADIAN 14	13'10"	14'5"	56"	25"	20"		46 1/2"	700	15	126	3	3	S.S.	.050
CANADIAN 12	11'9"	12'5"	56"	25"	20"		46 1/2"	610	10	112	1	3	S.S.	.050
SPORTSMAN 14	13'9"	14'4"	52"	25"	17"		46 1/2"	550	9.9	98	1	4	S.S.	.050
SPORTSMAN 12	11'9"	12'4"	52"	25"	17"		46 1/2"	455	7.5	90	1	3	S.S.	.050
SPORTSMAN 10	10'	10'7 1/2"	50 1/2"	25"	17"		46 1/2"	375	5	74	1	2	S.S.	.050
MINI SPORTSMAN 12	11'9"	12'4"	46"	23"	17"		42 1/2"	380	5	80	1	2	S.S.	.050
DELUXE PRAM 14	14'2"	14'	53"	—	15 1/2"		47"	700	9.9	116	3	4	S.S.	.050
DELUXE PRAM 12	12'2"	12'	53"	—	15 1/2"		47"	540	9.9	97	3	3	S.S.	.050
STANDARD PRAM 12	12'	12'	41 1/2"	—	13"		38"	380	5	74	3	3	S.S.	.050
STANDARD PRAM 10	10'	10'	41 1/2"	—	13"		38"	300	3	62	3	3	S.S.	.050
DELUXE CANOE 17	17'	—	39"	21 1/2"	12 1/2"	7	—	745	—	82	1	2	—	.050 Heat Treated
DELUXE CANOE 16	15'10"	—	39"	21 1/2"	12 1/2"	7	—	715	3	78	1	2	S.S.	.050 Heat Treated
DELUXE CANOE 15	15'	—	38"	21"	12 1/2"	7	—	600	—	76	1	2	—	.050 Heat Treated
STANDARD CANOE 17	17'	—	37 1/2"	21 1/2"	12 1/2"	7	—	730	—	84	1	2	—	.050
STANDARD CANOE 16	15'10"	—	37 1/2"	21 1/2"	12 1/4"	7	—	715	3	79	1	2	S.S.	.050
STANDARD CANOE 15	15'	—	37 1/2"	21"	12 1/4"	7	—	575	—	77	1	2	—	.050
STANDARD CANOE 13	13'	—	42"	21"	11 1/2"	3	—	525	—	65	1	2	—	.050
STANDARD CANOE 11	11'	—	40"	21"	11 1/2"	1	—	450	—	55	1	2	—	.050
WHITEWATER CANOE 17	17'	—	37"	23"	13"	7	—	750	—	88	1	2	—	.050 Heat Treated
WHITEWATER CANOE 15	15'	—	37"	23"	13"	7	—	600	—	80	1	2	—	.050 Heat Treated
COMPETITOR CANOE 17	17'	—	39"	21 1/2"	12 1/2"	5	—	745	—	80	1	2	—	.050 Heat Treated
COMPETITOR CANOE 15	15'	—	38"	21 1/2"	12 1/2"	5	—	590	—	74	1	2	—	.050 Heat Treated
WHITEWATER RIVERBOAT 18	18'	—	78"	—	25 1/2"	—	78"	1350	130	418	4	1	L.S.	.080
WHITEWATER RIVERBOAT 16	16'2"	—	72"	—	25 1/2"	—	72"	1280	65	360	4	1	L.S.	.064

Specifications of any Smokercraft boat are subject to change without notice.

L.S. means Long Shaft Motor. S.S. means Short Shaft motor.



SMOKER-CRAFT, INC., NEW PARIS, INDIANA 46553

PHONE: (219) 831-2103